



STATE OF ARKANSAS
**Department of Finance
and Administration**

OFFICE OF THE ARKANSAS LOTTERY

Post Office Box 3238
Little Rock, Arkansas 72203-3238
Phone: (501) 683-2000
Fax: (501) 683-1878
<http://myarkansaslottery.com>

April 11, 2022

The Honorable Asa Hutchinson
Governor of Arkansas
State Capitol
Little Rock, AR 72201

RE: Monthly Disclosure Reports.

Dear Governor Hutchinson:

On behalf of the Arkansas Department of Finance and Administration and the Office of the Arkansas Lottery, pursuant to A.C.A. §§ 23-115-206 and 23-115-302, please accept the attached disclosure reports for the month of March 2022. The reports contain the following information:

1. Contracts Awarded
2. Debt Set-Off Collections
3. Income Tax / Debt Set-Off / Retailer Losses
4. Lottery Sales (by County)
5. Total Number of Retailers / Total Number of Terminals
6. Total Lottery Revenue
7. Prize Disbursements
8. Operating Expenses
9. Net Assets
10. Administrative Expenses
11. Unclaimed Prize Report
12. Minority and Female Owned Business Report
13. Lottery Demographics
14. Internal Auditor Reports
15. Instant Ticket Games Released
16. ADHE

I am available to answer any questions or provide additional information.

Respectfully submitted,

J. Eric Hagler
Executive Director

Enclosures

cc: Larry Walther, Secretary, Department of Finance and Administration



STATE OF ARKANSAS
**Department of Finance
and Administration**

OFFICE OF THE ARKANSAS LOTTERY

Post Office Box 3238
Little Rock, Arkansas 72203-3238
Phone: (501) 683-2000
Fax: (501) 683-1878
<http://myarkansaslottery.com>

April 11, 2022

The Honorable Ronald Caldwell, Co-Chair
The Honorable Gary Deffenbaugh, Co-Chair
Arkansas Legislative Council – Lottery Oversight Subcommittee
One Capitol Mall, Room R-501
Little Rock, AR 72201

RE: Monthly Disclosure Reports.

Dear Senator Caldwell and Representative Deffenbaugh:

On behalf of the Arkansas Department of Finance and Administration and the Office of the Arkansas Lottery, pursuant to A.C.A. §§ 23-115-206 and 23-115-302, please accept the attached disclosure reports for the month of March 2022. The reports contain the following information:

1. Contracts Awarded
2. Debt Set-Off Collections
3. Income Tax / Debt Set-Off / Retailer Losses
4. Lottery Sales (by County)
5. Total Number of Retailers / Total Number of Terminals
6. Total Lottery Revenue
7. Prize Disbursements
8. Operating Expenses
9. Net Assets
10. Administrative Expenses
11. Unclaimed Prize Report
12. Minority and Female Owned Business Report
13. Lottery Demographics
14. Internal Auditor Reports
15. Instant Ticket Games Released
16. ADHE

I am available to answer any questions or provide additional information.

Respectfully submitted,

J. Eric Hagler
Executive Director

Enclosures

cc: Larry Walther, Secretary, Department of Finance and Administration

Arkansas Department of Finance and Administration
Office of the Arkansas Lottery
Term Contracts for Goods and Services
March 1 through March 31, 2022

1. On March 11, 2022, Scientific Games International (SGI) granted the Office of the Arkansas Lottery (OAL) the non-exclusive right in the state of Arkansas to reproduce, use, and make copies of the Property In association with the sale, marketing, advertising, and promotion of a scratch-off instant-win lottery game to be conducted by the OAL and identified as AR-678 The Game of Life™. All rights not specifically granted to the OAL are reserved by SGI and/or Licensor. The following information regarding the agreement is provided.
 - a. Date of Agreement: March 11, 2022
 - b. Term of Agreement: The term of this agreement shall commence on the date the Working Papers for the Game are signed and shall expire on the last date for claiming Game Prizes as established by the OAL.
 - c. Vendor or other parties to the agreement: Scientific Games International
 - d. Value (cost or savings) projected for this agreement: The base instant game contract price is 1.30% of net sales. There is a price of 1.35% of the prize fund for Points for Prizes Rewards/Merchandise Prizes and Fulfillment. The preceding costs are standard for OAL instant games. There are no additional costs for the use of The Game of Life™.

Arkansas Department of Finance and Administration
Office of the Arkansas Lottery
Term Contracts for Goods and Services
March 1 through March 31, 2022

2. On March 21, 2022, the Office of the Arkansas Lottery entered into a promotional contract with the Arkansas Travelers Baseball Club, Inc. This promotional agreement is for a period of one-year and includes: signage, on-field promotion, radio commercials, and in-game reads. The total amount of the contract is ten-thousand-three-hundred-dollars (\$10,300.00).

ARKANSAS TRAVELERS BASEBALL CLUB, INC.

CONTRACT

PO Box 3177

Little Rock, AR 72203-3177

o(501) 664-1555

f(501) 664-1834

Date: 21-Mar-22

PURCHASED BY:

Contact: Ashley McNatt, DrPH

Business: Arkansas Scholarship Lottery

Address: 124 W Capital Ave., Suite 1400

City, State, Zip: Little Rock, AR 72201

Phone: 501 683 1866

Mobile: 501 353 9525

Email: Ashley.McNatt@arkansas.gov

BILLING ADDRESS: (if other than purchaser)

Contact: _____

Business: _____

Address: _____

City, State, Zip: _____

Phone: _____

Mobile: _____

Email: _____

Purchaser hereby orders the following and agrees to pay the Arkansas Travelers Baseball Club, Inc.

Sign: Concourse Sign (one year agreement)

Promotion: On Field Game (35 Games TBD)
Promotional Tabling Night at the Park (Date TBD)

Media: :30 Second Radio Commercial (138 Games)
One Live In Game Broadcast Read (138 Games)

Discounted Package Price

Seasons on contract (Promotions): 1

Seasons on contract (Tickets): 0

Annual Total: \$ 10,300.00

Contract Total: \$ 10,300.00

Signage Art Work Due: ASAP

Payment Terms: Due Upon Invoice

Comments: _____

Contact Ben Hornbrook (501-661-3136) with any question.

1. Payments shall be made upon submission of an invoice. The purchaser agrees to pay any and all costs that Arkansas Travelers Baseball Club, Inc. (ATB) suffers as a result of failure of payment. If ATB fails to make available the services to be provided to Purchaser herein, the Purchaser shall be entitled to a refund of advertising costs on a pro-rata basis. ATB shall have the right to designate the location of spaces on the outfield fence and in the program, and may relocate such space from time-to-time at its sole discretion. If copy is not received by the specified date, ATB will have the right to determine copy and/or release the space. ATB reserves the right to refuse to provide any services which it shall determine to be offensive, immoral, inappropriate, or for any other reason. In consideration of the acceptance of this advertising order, recognizing advanced expenditures and because of the necessity of reserving space for the entire baseball season, it is hereby agreed that no part of this contract may be countermanded or canceled. It is hereby agreed that ATB is not bound by any stipulation, representative or agreements not embodied in this contract. In the event either party is unable to perform its obligations under the terms of this Agreement because of acts of God, strikes, pandemic, epidemic, equipment or transmission failure or damage reasonably beyond its control, acts of terrorism, riots, protests or assemblies, violence, regulations or orders of a governmental authority or agency, umpire or player strikes, cancellation or delay of the baseball season by Major League Baseball, or other causes reasonably beyond the party's control, such party shall not be liable for damages to the other for any damages resulting from such failure to perform or otherwise from such causes.

2. Notwithstanding any other provision of this Agreement, this Agreement and the rights, exclusivities and protections granted by (ATB) to (Arkansas Scholarship Lottery) hereunder shall, at the request of MLB PDL, be subject to its review and written approval, and shall in all respects be subordinate to, and shall not prevent the issuance, entering into, or amendment of, any of the following, each as may be issued, entered into or amended from time to time (collectively, the "PDL Documents"): (i) any present or future agreements or arrangements entered into by, or on behalf of MLB PDL and/or any of its respective present or future affiliates, assigns or successors (collectively, the "PDL Entities"); and (ii) the present and future mandates, rules, regulations, policies, practices, bulletins, by-laws, directives or guidelines issued or adopted by, or on behalf of, MLB PDL, any other PDL Entity and/or the Commissioner of Baseball that are specifically related to or generally applicable to the player development league system or one or more of the PDL Clubs. The issuance, entering into, amendment, or implementation of any of the PDL Documents shall be at no cost or liability to any PDL Entity or to any individual or entity related thereto, except for the reduction in fees payable to (ATB) and specifically referenced in [Paragraph] [Section] 1 hereof. The territory within which (Arkansas Scholarship Lottery) is granted rights hereunder is limited to, and nothing herein shall be construed as conferring on (Arkansas Scholarship Lottery) rights in areas outside of the Marketing Territory of (ATB), as established and amended from time to time pursuant to the PDL Documents. No rights, exclusivities or obligations involving the Internet or any interactive or on-line media (as defined by the PDL Entities) are conferred by this Agreement, except as are specifically approved in writing by the applicable PDL Entity.

Sign/ Date: _____

Print: _____

A. ERIC HAGLER
EXECUTIVE DIRECTOR
501. 683. 2000

ERIC.HAGLER@ARKANSAS.GOV

Ben Hornbrook

Assistant General Manager

Office: 501-664-1555 ben@travs.com

**Department of Finance and Administration
Office of the Arkansas Lottery
Income Tax / Debt Set-Off and Retailer Losses
March 31, 2022**

Income Tax Withheld

Federal	State	Total
\$ 120,352,938.00	\$ 33,274,393.00	\$ 153,627,331.00

Arkansas Debt Offset

DFA	OCSE	Total
\$ 1,566,744.75	\$ 666,598.09	\$ 2,233,342.84

Retailer Losses: \$00.00

ARKANSAS DEPARTMENT OF FINANCE AND ADMINISTRATION
OFFICE OF THE ARKANSAS LOTTERY
RETAIL SALES BY COUNTY
March 1 through March 31, 2022

COUNTY	CASH 3	CASH 4	FAST PLAY	INSTANT SETTLEMENTS	LUCKY FOR LIFE	MEGA MILLIONS	NATURAL STATE STATE	POWERBALL	TOTAL
ARKANSAS	\$20,030.00	\$11,087.50	\$15,781.00	\$589,217.00	\$3,288.00	\$7,636.00	\$3,051.00	\$12,607.00	\$662,677.50
ASHLEY	\$17,839.50	\$17,259.00	\$20,481.00	\$282,838.00	\$2,024.00	\$4,492.00	\$1,987.00	\$10,570.00	\$357,490.50
BAXTER	\$3,625.50	\$1,669.00	\$24,375.00	\$563,510.00	\$9,714.00	\$13,917.00	\$9,449.00	\$28,817.00	\$655,076.50
BENTON	\$9,218.50	\$4,782.50	\$23,866.00	\$1,623,302.00	\$24,590.00	\$60,872.00	\$21,055.00	\$123,899.00	\$1,901,585.00
BOONE	\$2,490.50	\$2,097.50	\$40,459.00	\$534,648.00	\$2,498.00	\$9,994.00	\$4,060.00	\$19,671.00	\$615,888.00
BRADLEY	\$2,214.00	\$6,842.00	\$3,503.00	\$217,052.00	\$2,082.00	\$2,498.00	\$1,880.00	\$4,611.00	\$240,682.00
CALHOUN	\$3,337.50	\$1,186.00	\$3,373.00	\$65,437.00	\$1,060.00	\$602.00	\$564.00	\$1,385.00	\$76,934.50
CARROLL	\$681.50	\$991.00	\$14,594.00	\$321,719.00	\$2,590.00	\$6,415.00	\$3,252.00	\$13,652.00	\$363,894.50
CHICOT	\$7,231.00	\$3,043.00	\$6,459.00	\$203,800.00	\$3,328.00	\$6,131.00	\$2,140.00	\$10,839.00	\$242,971.00
CLARK	\$3,224.00	\$1,463.00	\$32,994.00	\$469,026.00	\$3,946.00	\$7,154.00	\$4,073.00	\$13,595.00	\$535,475.00
CLAY	\$730.50	\$66.50	\$3,744.00	\$138,784.00	\$1,734.00	\$2,512.00	\$1,216.00	\$4,475.00	\$153,262.00
CLEBURNE	\$2,286.50	\$520.50	\$30,700.00	\$390,484.00	\$5,598.00	\$10,914.00	\$6,234.00	\$19,518.00	\$466,255.00
CLEVELAND	\$1,376.50	\$339.00	\$1,953.00	\$64,394.00	\$1,768.00	\$809.00	\$266.00	\$1,682.00	\$72,587.50
COLUMBIA	\$18,791.00	\$8,433.00	\$10,922.00	\$452,269.00	\$4,772.00	\$5,109.00	\$2,363.00	\$10,565.00	\$513,224.00
CONWAY	\$7,294.00	\$2,098.50	\$18,503.00	\$525,259.00	\$5,068.00	\$8,687.00	\$5,647.00	\$15,349.00	\$587,905.50
CRAIGHEAD	\$17,811.00	\$9,009.00	\$68,311.00	\$2,254,926.00	\$12,502.00	\$25,672.00	\$10,604.00	\$49,730.00	\$2,448,565.00
CRAWFORD	\$3,762.00	\$1,180.50	\$12,567.00	\$460,093.00	\$6,472.00	\$15,767.00	\$6,063.00	\$30,126.00	\$536,020.50
CRITTENDEN	\$42,446.00	\$20,881.50	\$24,212.00	\$914,893.00	\$8,622.00	\$21,618.00	\$6,969.00	\$47,774.00	\$1,087,415.50
CROSS	\$7,789.50	\$3,012.50	\$19,893.00	\$424,517.00	\$1,644.00	\$3,908.00	\$1,687.00	\$7,853.00	\$470,304.00
DALLAS	\$2,739.50	\$1,077.50	\$5,513.00	\$268,743.00	\$1,246.00	\$2,345.00	\$1,501.00	\$4,577.00	\$287,742.00
DESHA	\$3,699.00	\$1,942.00	\$5,675.00	\$274,745.00	\$1,292.00	\$4,249.00	\$2,130.00	\$7,714.00	\$301,446.00
DREW	\$4,185.00	\$2,827.50	\$11,601.00	\$477,723.00	\$4,230.00	\$5,943.00	\$2,567.00	\$12,021.00	\$521,097.50
FAULKNER	\$14,283.00	\$5,066.00	\$56,765.00	\$1,563,659.00	\$16,812.00	\$32,472.00	\$18,568.00	\$63,036.00	\$1,770,661.00
FRANKLIN	\$586.50	\$154.00	\$17,439.00	\$246,718.00	\$1,912.00	\$5,731.00	\$2,488.00	\$12,781.00	\$287,809.50
FULTON	\$371.00	\$820.00	\$7,999.00	\$72,908.00	\$528.00	\$1,702.00	\$741.00	\$2,873.00	\$87,942.00
GARLAND	\$13,305.00	\$7,558.00	\$53,919.00	\$1,398,962.00	\$30,794.00	\$44,061.00	\$27,623.00	\$77,635.00	\$1,653,857.00
GRANT	\$919.50	\$773.00	\$10,392.00	\$171,995.00	\$2,036.00	\$4,708.00	\$2,214.00	\$8,787.00	\$201,824.50
GREENE	\$443.50	\$404.00	\$24,953.00	\$767,094.00	\$4,922.00	\$11,629.00	\$5,861.00	\$23,592.00	\$838,888.50
HEMPSTEAD	\$73,545.50	\$25,537.00	\$16,581.00	\$488,376.00	\$3,936.00	\$5,598.00	\$2,126.00	\$10,631.00	\$626,330.50
HOT SPRING	\$1,225.50	\$488.50	\$20,052.00	\$473,618.00	\$4,170.00	\$8,694.00	\$3,910.00	\$16,377.00	\$528,535.00
HOWARD	\$56,252.00	\$13,880.50	\$15,466.00	\$311,365.00	\$2,486.00	\$3,778.00	\$1,972.00	\$7,202.00	\$412,401.50
INDEPENDENCE	\$5,191.00	\$2,553.00	\$73,218.00	\$750,848.00	\$4,972.00	\$11,105.00	\$5,370.00	\$19,912.00	\$873,169.00
IZARD	\$280.00	\$198.50	\$7,106.00	\$123,488.00	\$760.00	\$3,056.00	\$1,525.00	\$5,151.00	\$141,564.50
JACKSON	\$22,982.50	\$14,087.50	\$32,056.00	\$406,385.00	\$1,806.00	\$4,974.00	\$3,220.00	\$9,014.00	\$494,525.00
JEFFERSON	\$76,374.00	\$43,613.50	\$44,584.00	\$1,627,144.00	\$19,010.00	\$29,684.00	\$17,888.00	\$53,748.00	\$1,912,045.50
JOHNSON	\$919.00	\$953.00	\$7,433.00	\$350,978.00	\$2,162.00	\$6,498.00	\$3,424.00	\$12,186.00	\$384,553.00
LAFAYETTE	\$16,352.50	\$2,917.50	\$3,367.00	\$137,483.00	\$746.00	\$2,177.00	\$505.00	\$3,216.00	\$166,764.00
LAWRENCE	\$570.50	\$81.00	\$20,124.00	\$330,063.00	\$2,446.00	\$4,216.00	\$1,957.00	\$7,616.00	\$367,073.50

ARKANSAS DEPARTMENT OF FINANCE AND ADMINISTRATION
OFFICE OF THE ARKANSAS LOTTERY
RETAIL SALES BY COUNTY
March 1 through March 31, 2022

COUNTY	CASH 3	CASH 4	FAST PLAY	INSTANT SETTLEMENTS	LUCKY FOR LIFE	MEGA MILLIONS	NATURAL STATE STATE	POWERBALL	TOTAL
LEE	\$4,095.50	\$13,594.00	\$2,845.00	\$113,652.00	\$742.00	\$1,837.00	\$454.00	\$3,523.00	\$140,742.50
LINCOLN	\$460.00	\$869.50	\$4,144.00	\$140,050.00	\$1,664.00	\$2,221.00	\$1,187.00	\$4,485.00	\$155,080.50
LITTLE RIVER	\$6,888.00	\$4,027.50	\$6,602.00	\$169,387.00	\$688.00	\$2,965.00	\$1,286.00	\$5,574.00	\$197,417.50
LOGAN	\$54.50	\$32.00	\$14,274.00	\$304,019.00	\$1,902.00	\$5,999.00	\$2,781.00	\$11,304.00	\$340,365.50
LONOKE	\$13,127.50	\$6,062.50	\$68,396.00	\$1,325,092.00	\$12,280.00	\$27,375.00	\$14,577.00	\$49,005.00	\$1515,915.00
MADISON	\$30.00	\$19.00	\$1,170.00	\$124,115.00	\$1,704.00	\$3,249.00	\$1,349.00	\$6,854.00	\$138,490.00
MARION	\$6,509.00	\$1,708.00	\$17,743.00	\$251,229.00	\$3,452.00	\$4,378.00	\$3,964.00	\$9,835.00	\$298,818.00
MILLER	\$37,165.50	\$13,678.50	\$22,974.00	\$886,417.00	\$8,124.00	\$13,190.00	\$5,637.00	\$22,138.00	\$1,009,324.00
MISSISSIPPI	\$67,546.00	\$29,652.50	\$24,654.00	\$1,017,046.00	\$2,290.00	\$10,025.00	\$2,967.00	\$20,077.00	\$1,174,257.50
MONROE	\$17,772.00	\$11,962.00	\$71,946.00	\$274,919.00	\$1,170.00	\$3,952.00	\$2,412.00	\$7,793.00	\$391,926.00
MONTGOMERY	\$19.00	\$35.00	\$4,340.00	\$31,778.00	\$382.00	\$1,401.00	\$638.00	\$2,582.00	\$41,175.00
NEVADA	\$6,088.50	\$2,746.00	\$3,321.00	\$220,321.00	\$1,216.00	\$2,239.00	\$679.00	\$3,932.00	\$240,542.50
NEWTON	\$15.50	\$39.50	\$3,631.00	\$46,168.00	\$432.00	\$1,057.00	\$585.00	\$1,962.00	\$53,890.00
OUACHITA	\$18,195.00	\$10,039.00	\$22,988.00	\$827,968.00	\$4,894.00	\$7,754.00	\$3,563.00	\$16,390.00	\$911,791.00
PERRY	\$1,240.50	\$1,051.50	\$4,086.00	\$132,208.00	\$1,902.00	\$3,462.00	\$1,830.00	\$5,666.00	\$151,446.00
PHILLIPS	\$14,284.00	\$5,376.00	\$8,043.00	\$317,749.00	\$2,572.00	\$5,919.00	\$2,639.00	\$11,037.00	\$367,619.00
PIKE	\$351.50	\$336.00	\$17,284.00	\$156,731.00	\$1,686.00	\$2,961.00	\$2,358.00	\$5,308.00	\$187,015.50
POINSETT	\$6,306.50	\$1,186.00	\$32,964.00	\$716,801.00	\$2,112.00	\$6,087.00	\$2,667.00	\$11,548.00	\$779,671.50
POLK	\$905.00	\$54.50	\$10,892.00	\$221,315.00	\$2,616.00	\$5,811.00	\$3,419.00	\$10,081.00	\$255,093.50
POPE	\$3,399.00	\$1,307.50	\$30,717.00	\$1,016,145.00	\$8,864.00	\$22,237.00	\$10,274.00	\$41,808.00	\$1,134,751.50
PRAIRIE	\$4,306.50	\$1,096.00	\$7,752.00	\$228,799.00	\$1,142.00	\$2,493.00	\$1,274.00	\$5,331.00	\$252,193.50
PULASKI	\$192,315.00	\$150,341.00	\$311,082.00	\$8,074,666.00	\$161,746.00	\$234,085.00	\$123,763.00	\$428,973.00	\$9,676,971.00
RANDOLPH	\$178.50	\$26.00	\$11,915.00	\$202,704.00	\$3,614.00	\$6,210.00	\$1,999.00	\$10,494.00	\$237,140.50
SAINT FRANCIS	\$30,720.00	\$14,152.00	\$6,997.00	\$472,298.00	\$3,112.00	\$6,639.00	\$2,295.00	\$15,822.00	\$552,235.00
SALINE	\$23,243.00	\$8,137.00	\$110,971.00	\$1,428,268.00	\$19,858.00	\$35,731.00	\$19,487.00	\$65,152.00	\$1,710,847.00
SCOTT	\$309.50	\$49.00	\$4,005.00	\$109,341.00	\$1,560.00	\$3,041.00	\$1,083.00	\$5,417.00	\$124,805.50
SEARCY	\$162.50	\$290.00	\$5,631.00	\$106,412.00	\$1,188.00	\$2,261.00	\$1,188.00	\$4,176.00	\$121,308.50
SEBASTIAN	\$13,589.00	\$4,801.50	\$33,906.00	\$1,109,821.00	\$18,640.00	\$40,264.00	\$18,870.00	\$77,106.00	\$1,316,997.50
SEVIER	\$3,941.00	\$440.50	\$6,401.00	\$221,362.00	\$838.00	\$3,881.00	\$1,367.00	\$6,556.00	\$244,786.50
SHARP	\$1,096.00	\$459.50	\$19,334.00	\$367,153.00	\$2,314.00	\$7,632.00	\$4,215.00	\$14,118.00	\$416,321.50
STONE	\$985.50	\$30.50	\$31,783.00	\$127,757.00	\$1,448.00	\$3,382.00	\$2,620.00	\$5,346.00	\$173,352.00
UNION	\$86,927.50	\$42,722.50	\$55,399.00	\$1,226,616.00	\$7,436.00	\$13,768.00	\$6,523.00	\$27,619.00	\$1,467,011.00
VAN BUREN	\$1,640.50	\$972.00	\$20,375.00	\$236,923.00	\$2,228.00	\$5,500.00	\$4,291.00	\$10,090.00	\$282,019.50
WASHINGTON	\$20,346.50	\$9,089.50	\$56,038.00	\$2,007,245.00	\$27,416.00	\$60,674.00	\$25,923.00	\$121,299.00	\$2,328,031.00
WHITE	\$15,429.00	\$3,601.00	\$65,705.00	\$1,249,165.00	\$8,622.00	\$18,871.00	\$9,375.00	\$35,348.00	\$1,406,116.00
WOODRUFF	\$2,214.50	\$1,777.50	\$4,930.00	\$161,849.00	\$1,132.00	\$2,295.00	\$856.00	\$4,142.00	\$179,196.00
YELL	\$691.50	\$649.50	\$7,364.00	\$310,158.00	\$2,144.00	\$5,513.00	\$2,927.00	\$9,952.00	\$339,399.00

ARKANSAS DEPARTMENT OF FINANCE AND ADMINISTRATION
 OFFICE OF THE ARKANSAS LOTTERY
 RETAIL SALES BY COUNTY
 March 1 through March 31, 2022

COUNTY	CASH 3	CASH 4	FAST PLAY	INSTANT SETTLEMENTS	LUCKY FOR LIFE	MEGA MILLIONS	NATURAL STATE STATE	POWERBALL	TOTAL
--------	--------	--------	-----------	---------------------	----------------	---------------	---------------------	-----------	-------

GRAND TOTALS	*Cash 3	*Cash 4	*Fast Play	*Instant Settlements	*Lucky for Life	*Mega Millions	*Natural State Jackpot	*Powerball	*Total Sales
	\$1,068,942.00	\$563,305.00	\$1,953,535.00	\$46,672,100.00	\$534,666.00	\$993,856.00	\$491,472.00	\$1,882,630.00	\$54,160,506.00

**Arkansas Department of Finance and Administration
Office of the Arkansas Lottery
Total Number of Active Retailers and Terminal Report
March 31, 2022**

Total active Retailers: **1963**

Terminal Hardware:

(a) Photon	2,065
(b) ITVMs	122
(c) <u>DreamTouch</u>	<u>84</u>
Total Terminals:	<u>2,271</u>

**Arkansas Department of Finance and Administration
Office of the Arkansas Lottery
Statement of Net Position
March 31, 2022**

ASSETS

Current assets:	
Cash and cash equivalents	\$ 4,231,611.51
Restricted assets:	
Cash and cash equivalents	154,748,646.16
Accounts receivable	14,005,749.23
Prepaid items	424,835.25
Total current assets	<u>173,410,842.15</u>
Non-current assets:	
Restricted assets:	
Cash and cash equivalents	20,596,245.36
Deposits with Multi-State Lottery Association	2,082,452.40
Capital assets (Net of accumulated depreciation)	1,071,624.93
Total non-current assets	<u>23,750,322.69</u>
Total assets	<u>197,161,164.84</u>
Deferred outflows of resources:	
Related to pension	1,285,278.28
Related to OPEB	759,944.04
Total deferred outflows of resources	<u>2,045,222.32</u>
Total assets and deferred outflows of resources	<u>\$ 199,206,387.16</u>

LIABILITIES

Current liabilities:	
Accounts payable	\$ 1,665.00
Prizes payable	21,847,490.04
Accrued and other liabilities	2,889,840.28
Due to other funds of the State	443,918.81
Due to Lottery Scholarship Trust Account	147,457,233.96
Compensated absences	405,539.21
OPEB Obligation	123,791.78
Unearned revenue	267,722.06
Total current liabilities	<u>173,437,201.14</u>
Long-Term liabilities:	
Net other post employment benefits	4,690,957.34
Net pension liability	5,317,319.00
Total long-term liabilities	<u>10,008,276.34</u>
Total liabilities	<u>183,445,477.48</u>
Deferred inflows of resources:	
Related to pension	258,159.00
Related to OPEB	407,256.30
Total deferred inflows of resources	<u>665,415.30</u>
Total liabilities and deferred inflows of resources	<u>184,110,892.78</u>

NET POSITION

Net position:	
Invested in capital assets	1,071,624.93
Restricted for:	
Scholarship shortfall reserve	20,000,000.00
Retailer bond reserve	605,923.37
Deposits with Multi-State Lottery Association	2,082,452.40
Unclaimed prizes reserve	7,291,412.20
Unrestricted (deficit)	<u>(15,955,918.52)</u>
Total net position	<u>15,095,494.38</u>
Total liabilities, deferred inflows of resources and net position	<u>\$ 199,206,387.16</u>

**Arkansas Department of Finance and Administration
Office of the Arkansas Lottery
Statement of Revenues, Expenses and Change in Net Position
For the Nine Months Ended March 31, 2022**

	Current month	Year to date
Operating revenues:		
Instant ticket sales	\$ 47,388,517.00	\$ 358,745,098.00
Online ticket sales	7,489,808.50	75,338,353.50
Retailer application, fidelity, bond and service fees	53,396.39	519,104.61
Other revenue	<u>2.02</u>	<u>840.89</u>
 Total operating revenues	 <u>54,931,723.91</u>	 <u>434,603,397.00</u>
 Operating expenses:		
Instant game prizes	33,898,681.01	259,824,651.84
Online game prizes	4,366,952.93	41,479,472.58
Retailer commissions	3,117,766.30	24,568,607.15
Gaming contract costs	2,652,269.33	20,936,773.16
Compensation and benefits	416,776.51	3,976,719.84
Marketing, advertising and promotions	354,456.43	4,878,913.95
General and administrative expenses	333,426.12	2,210,532.33
Services provided by Arkansas Department of Higher Education	44,300.00	398,700.00
Services provided by Arkansas Legislative Audit	0.00	156,000.00
Legal and professional services	0.00	0.00
Depreciation	<u>35,896.23</u>	<u>323,062.87</u>
 Total operating expenses	 <u>45,220,524.86</u>	 <u>358,753,433.72</u>
 Operating income (1)	 9,711,199.05	 75,849,963.28
 Non-operating revenue:		
Interest income	<u>42,977.91</u>	<u>365,667.76</u>
 Income before transfers	 9,754,176.96	 76,215,631.04
 Transfers to:		
Lottery Scholarship Trust Account	<u>(7,418,363.92)</u>	<u>(69,327,400.70)</u>
 Change in net position	 <u>\$ 2,335,813.04</u>	 6,888,230.34
 Total net position - beginning		 <u>8,207,264.04</u>
Total net position - ending		<u>\$ 15,095,494.38</u>

1) Includes all GAAP related accounting items including unclaimed prizes.

Arkansas Department of Finance and Administration
Office of the Arkansas Lottery
Statement of Revenues and Expenses Budget Comparisons
For the Nine Months Ended March 31, 2022

	CM Actual	%	CM Budget	%	CM Variance	YTD Actual	%	YTD Budget	%	YTD Variance
Operating revenues:										
Instant games	\$ 47,388,517.00	86.27	\$ 42,000,000.00	85.48	\$ 5,388,517.00	\$ 358,745,098.00	82.55	\$ 314,800,000.00	83.05	\$ 44,145,098.00
Online games	7,489,808.50	13.63	7,092,000.00	14.43	397,808.50	75,338,353.50	17.33	63,825,000.00	16.85	11,513,353.50
Retailer fees	53,398.39	0.10	41,000.00	0.08	12,398.39	519,104.61	0.12	377,000.00	0.10	142,104.61
Other revenue	2.02	0.00	500.00	0.00	(497.98)	840.89	0.00	4,500.00	0.00	(3,659.11)
				0.00%						
Total operating revenues	54,931,723.91	100.00	49,133,500.00	100.00	5,798,223.91	434,603,397.00	100.00	378,806,500.00	100.00	55,796,897.00
Operating expenses:										
Instant game prizes	33,898,681.01	61.71	30,349,000.00	61.77	3,549,681.01	259,824,651.84	59.78	228,576,000.00	59.61	33,248,651.84
Online game prizes	4,368,952.93	7.95	3,905,000.00	7.95	463,952.93	41,479,472.58	9.54	35,363,000.00	9.34	6,116,472.58
Retailer commissions	3,117,766.30	5.68	2,769,000.00	5.64	348,766.30	24,568,607.15	5.65	21,384,000.00	5.65	3,184,607.15
Gaming contract costs	2,652,269.33	4.83	2,225,000.00	4.53	427,269.33	20,938,773.16	4.82	17,152,000.00	4.53	3,786,773.16
Compensation & benefits	416,778.51	0.76	461,000.00	0.94	(44,223.49)	3,976,719.84	0.92	4,221,000.00	1.11	(244,280.16)
Marketing, advertising & promotions	354,456.43	0.65	583,000.00	1.19	(228,543.57)	4,878,913.95	1.12	5,069,000.00	1.34	(190,086.05)
General and administrative expenses	333,426.12	0.61	452,000.00	0.92	(118,573.88)	2,210,532.33	0.51	2,495,000.00	0.66	(284,467.67)
Services provided by other agencies	44,300.00	0.08	38,000.00	0.08	6,300.00	554,700.00	0.13	491,000.00	0.13	63,700.00
Legal and professional service	-	-	500.00	0.00	(500.00)	-	0.00	4,500.00	0.00	(4,500.00)
Depreciation	35,896.23	0.07	36,000.00	0.07	(103.77)	323,062.87	0.07	324,000.00	0.09	(937.13)
Total operating expenses	45,220,524.86	82.32	40,818,500.00	83.08	4,402,024.86	358,753,433.72	82.55	313,079,500.00	82.65	45,673,933.72
Operating income	9,711,199.05	17.88	8,315,000.00	16.92	1,396,199.05	75,849,963.28	17.45	65,727,000.00	17.35	10,122,963.28
Non-operating revenue:										
Interest income	42,977.91	0.08	23,000.00	0.05	19,977.91	365,667.76	0.08	247,000.00	0.07	118,667.76
Income before transfers	\$ 9,754,176.96	17.76	\$ 8,338,000.00	16.87	\$ 1,416,176.96	\$ 76,215,631.04	17.54	\$ 65,974,000.00	17.42	\$ 10,241,631.04

UNAUDITED PRELIMINARY DRAFT

Arkansas Department of Finance and Administration
Office of the Arkansas Lottery
Net Proceeds Computation to Transfer to Lottery Scholarship Trust
Modified Cash Basis
For the Nine Months Ended March 31, 2022

	Year to date
Operating revenues:	
Instant ticket (Settlements)	\$ 360,421,604.00
Online ticket sales	75,338,353.50
Retailer application, fidelity and service fees	519,104.61
Other revenue	<u>840.89</u>
Total operating revenues	<u>436,279,903.00</u>

Operating expenses:	
Instant game prizes (Settlements)	262,561,639.00
Online game prizes	41,479,472.58
Retailer commissions	24,568,607.15
Gaming contract costs	20,936,773.16
Compensation and benefits	3,976,719.84
Marketing, advertising and promotions	4,878,913.95
General and administrative expenses	2,210,532.33
Services provided by ADHE	398,700.00
Services provided by Legislative Audit Agency	156,000.00
Legal and professional services	0.00
Current year capital asset cost	<u>0.00</u>
Total operating expenses	<u>361,167,358.01</u>

Change in net proceeds from operations 75,112,544.99

Non-operating revenue:	
Interest income	365,667.76
Other non-operating income	0.00
EDUCATION TRUST FUNDING-Current Year	(61,909,036.78)
Less Act 1180 Unclaimed Prizes	(6,291,412.20)
Less current year Bond Reserve Fees	(105,923.37) restricted reserves
Add Bond Funds in excess of \$500,000	see 23-115-603(a)(5)
Add back Write Off Retailer Bad Debt	0.00
Less current year MUSL Reserves	48,523.52 see 23-115-103(17) and (19)(A)&(B)
Add OPEB expense in Comp and Benefits	<u>198,000.00</u>

NET PROCEEDS EARNED-Current Month **\$ 7,418,363.92**
-Year to Date **\$ 69,327,400.70**

	Transfer	Interest	Total
Lottery Scholarship Trust Account	\$ 143,940,592.03	\$ 3,516,641.93	\$ 147,457,233.96
Transfer to ADHE for FY2021 Spring Funding 2/17/20	\$ (30,000,000.00)	\$ -	\$ (30,000,000.00)
February 2021 funding - 3/15/21	\$ 5,577,047.59	\$ 15,323.36	\$ 5,592,370.95
March 2021 funding - 4/15/21	\$ 8,329,488.02	\$ 12,429.36	\$ 8,341,917.38
April 2021 funding - 5/15/21	\$ 12,285,184.74	\$ 14,753.90	\$ 12,299,938.64
May 2021 funding - 6/15/21	\$ 7,570,133.41	\$ 18,230.96	\$ 7,588,364.37
June 2021 funding - 7/15/21	\$ 15,074,646.71	\$ 26,082.76	\$ 15,100,729.47
July 2021 funding - 8/15/21	\$ 8,309,715.00	\$ 28,849.13	\$ 8,338,564.13
Transfer Workforce Challenge Scholarship Trust Balance 9/1/21	\$ 82,474,411.86	\$ -	\$ 82,474,411.86
August 2021 funding - 9/15/21	\$ 6,712,874.53	\$ 73,729.22	\$ 6,786,603.75
Transfer to ADHE for FY 2022 Fall Funding 9/7/21	\$ (38,000,000.00)	\$ -	\$ (38,000,000.00)
September 2021 funding - 10/15/21	\$ 9,142,317.81	\$ 17,898.41	\$ 9,160,216.22
June 2021 adjustment to funding	\$ (192,215.82)	\$ -	\$ (192,215.82)
Transfers to ADHE for FY 2022 Concurrent & Workforce Funding 10/8/21	\$ (3,000,000.00)	\$ -	\$ (3,000,000.00)
October 2021 funding - 11/15/21	\$ 7,744,993.46	\$ 17,156.95	\$ 7,762,150.41
November 2021 funding - 12/15/21	\$ 7,209,024.86	\$ 19,752.98	\$ 7,228,777.84
December 2021 funding - 1/15/22	\$ 7,385,162.18	\$ 20,185.94	\$ 7,405,348.12
January 2022 funding - 2/15/22	\$ 7,741,727.84	\$ 21,088.96	\$ 7,762,816.80
February 2022 funding - 3/15/22	\$ 7,444,508.46	\$ 20,051.05	\$ 7,464,559.51
Transfer to ADHE for FY 2022 Spring Funding 3/4/22	\$ (33,000,000.00)	\$ -	\$ (33,000,000.00)
March 2022 funding - 4/15/22	\$ 7,384,136.30	\$ 34,227.62	\$ 7,418,363.92

Arkansas Department of Finance and Administration
Office of the Arkansas Lottery
Unclaimed Prizes
March 31 2022

	Monthly	Year to Date
Reserve Balance July 1, 2021		\$1,000,000.00
1. Unclaimed lottery prize money:	\$ 1,196,759.15	6,291,412.20
2. Expenditures from unclaimed lottery prize money:		
3. Reserved for future prizes, promotion or reserves:	1,196,759.15	6,291,412.20
4. Less Deposits to net lottery proceeds from unclaimed Lottery prize money:		
Reserve Balance March 31, 2022		\$7,291,412.20

Minority Report -March 2022			
Office of the Arkansas Lottery			
VENDORS		March	FY to Date Total
A-ABSOLUTE MOVING & HAULING	CMBE		\$3,264.77
ADVANTAGE COMMUNICATIONS	MBE		
AFRICAN AMERICAN PERSPECTIVES	MBE		
AJP FARM, LLC	MBE		
BEST BANNER AND SIGNS			
BSW ADVERTISING	FOB		
BUDS GRAPHICS SALES & SERVICE	MBE		
BYRD ENTERPRISE, INC	NAI		
CCI Of ARKANSAS	CMBE		
CHOICE PROMOTION	MBE		
CREATIVE GRAPICS, INC	MBE		
CRENSHAW SIGNS	MBE		
DE'LISA BALENTINE	WBE		
DR. B'S WINDSHIELD REPAIR COMPANY	MBE		
GATHRIGHT VAN AND STORAGE			
GODDESS PRODUCTS	CMBE		
GOVERNMENT SUPPLY SERVICES	CMBE	\$235.50	\$3,223.30
HOG WASH DETAIL DENT & TINT	MBE		
HOLA! ARKANSAS	MBE		
INCLUSION MAGAZINE	MBE		
LA DESIGNS	WBE		
LAF PRODUCTION, INC	MBE		
MICKEY'S SPECIAL AFFAIRS	MBE		
MR. B'S 2 MOBILE HAND WASH & WAX	MBE		
NORTHEAST ARKANSAS CLEANING SERVICE	WBE		
PARTY PRINTS	CMBE		
PREMIER STAFFING	WBE		
RIDE N SHINE DETAIL	MOB		
RU-MEL & ASSOCIATES, INC	MBE		
S & P SERVICES	MBE		
STAND NEWS	MBE		
THE AMERICAN BANNER PUBLISHING, LLC	MBE		
TRIVIA MARKETING	WBE		
Total		\$235.50	\$6,488.07
MBE = Minority Business Enterprise			
CMBE = Certified Minority Business Enterprise			

Arkansas Minority Firms
Total Spent as of 3/31/22
INTRALOT

	Prior Balance	MARCH Spending	Ending Balance
Goddess (00-GODDESS)	0.00	0.00	-
J Kelly (00-JKELLY)	377,103.63	50,731.68	427,835.31
Finders Keepers (00-FINDERS)	0.00	0.00	-
Turna Group/TG Incorporated	-	-	-
Landers (Cars)	-	-	-
Total	377,103.63	50,731.68	427,835.31

[https://arkdhs-my.sharepoint.com/personal/eric_hagler_arkansas_gov/Documents/Documents/\[Copy of AR M](https://arkdhs-my.sharepoint.com/personal/eric_hagler_arkansas_gov/Documents/Documents/[Copy of AR M)



Supplier Diversity Report
July 2021 - June 2022

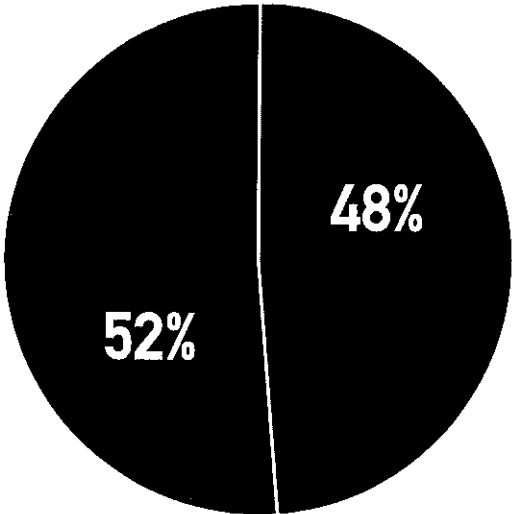
Vendors	Business Type	Cert Expiration Date	Month				1st Quarter
			July	August	September	October	
CHOICE PROMOTIONS LLC	CMBE - AEDC certified						\$0.00
EXPEDITED TRANSPORTATION SERV.	DBE	active on website - requested copy of certification letter	\$6,828.32	\$7,881.52	\$3,957.17		\$18,667.01
PURE CLEANING SERVICES	MBE - SERVICE DISABLED VETERAN	active on website as Vet - no expiration listed	\$1,226.26	\$1,226.26	\$1,226.26		\$3,678.78
INGAGE LLC	Woman owned / Unified DBE certified	10/20/2022	\$43,227.63	\$76,375.11	\$89,064.15		\$208,666.89
CENTRAL COPIERS, INC.	not certified	n/a					\$0.00
ENDLESS POWER CORP	not certified	n/a					\$0.00
INDOFF INCORPORATED	not certified	n/a					\$0.00
LASER EXPRESS, INC.	not certified	n/a					\$0.00
LAURA'S DRAPERIES & BLINDS	not certified	n/a					\$0.00
IM & N PEST AND SANITATION	not certified	n/a					\$0.00
STATE IMAGING SUPPLY	not certified	n/a					\$0.00
Actual Monthly Spending Total			\$51,282.21	\$85,482.89	\$94,247.58		\$ 231,012.68

Contract Term: 08/2009 - 08/2026



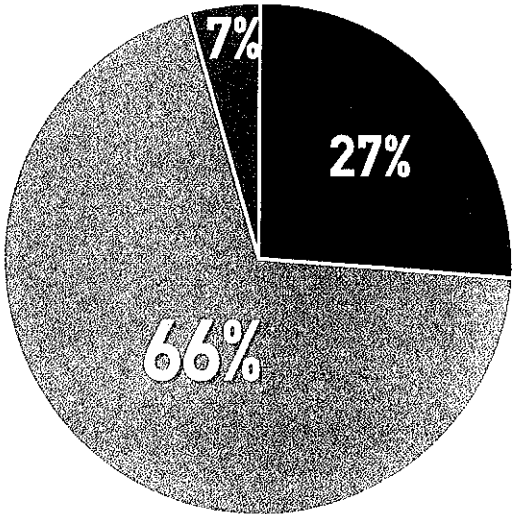
**ARKANSAS DEPARTMENT OF FINANCE AND ADMINISTRATION
OFFICE OF THE ARKANSAS LOTTERY
MARCH 2022**

GENDER



- FEMALE
- MALE

RACE



- BLACK
- CAUCASIAN
- OTHER MINORITIES

▼ TOTAL NUMBER OF EMPLOYEES AS OF MARCH 2022: 67 ▼

GENDER

Females - 32

Males - 35

RACE

Black - 18 ----- Female - 9 Male - 9

Caucasian - 44 ----- Female - 22 Male - 22

Other - 5 ----- Female - 1 Male - 4

**Department of Finance and Administration
Office of the Arkansas Lottery
Internal Audit Reports
March 31, 2022**

There were no internal audit reports completed for the relevant period.

DFA/Office of the Arkansas Lottery
Instant & Fast Play Games
March 2022

Sales for the following instant games began March 1, 2022. No ending dates have been determined for these games.

\$1 10X the Money

\$2 20X the Money

\$5 50X the Money

\$10 100X the Money

\$20 200X the Money

There were no new Fast Play games that started sales in March 2022.

**Arkansas Department of Finance and Administration
Office of the Arkansas Lottery
Requests Received from ADHE
March 1 through March 31, 2022**

On March 9, 2022, the Office of the Arkansas Lottery received correspondence from Mr. Nicholas Fuller, Assistant Director for Finance, Arkansas Department of Higher Education ("ADHE) requesting the transfer of thirty-three-million-dollars. Per Mr. Fuller's correspondence, the amount requested is to be utilized to *"fund the first disbursement of scholarships awarded under A.C.A. § 6-85-201 et. seq. for the Spring 2022 semester."*



Division of Higher Education

423 Main Street, Suite 400 • Little Rock, Arkansas • 72201-3818 • (501) 371-2000 • Fax (501) 371-2001

Johnny Key
Secretary

Maria Markham, Ph.D.
Director

March 9, 2022

Mr. Eric Hagler, Director
Arkansas Scholarship Lottery Commission
P.O. Box 3238
Little Rock, AR 72203-3238

Dear Mr. Hagler:

I hereby certify to the Office of the Arkansas Lottery that an estimated thirty-three million (\$33,000,000) in net lottery proceeds will be required to fund the first disbursement of scholarships awarded under A.C.A. § 6-85-201 et. seq. for the spring 2022 semester.

Therefore, I am requesting the amount of thirty-three million (\$33,000,000) be transferred to the Arkansas Division of Higher Education's commercial bank account with First Security Bank by Thursday, March 3, 2022. We will monitor closely and advise if additional requests for net proceeds are needed based on the submissions of the universities and colleges enrollment verification rosters.

If you require additional information or have questions, please contact me at 501.371.2026.

Thank you for your consideration in this matter.

Sincerely,

A handwritten signature in black ink, appearing to read 'Nicholas Fuller', written over a horizontal line.

Nicholas Fuller
Assistant Director for Finance



Arkansas


Scholarship Lottery

Lottery Oversight Subcommittee Meeting
Report from the Office of the Arkansas Lottery for March 2022
By Executive Director J. Eric Hagler



Comparative Income Statements

March 2022 vs. March 2021



GAAP Basis Income Statement	March 2022	March 2021	Favorable/ (Unfavorable)	Percentage Variance
Revenues				
Instant Games	\$ 47,388,517	\$ 59,757,800	(12,369,283)	-20.7%
Draw Games	7,489,809	8,170,317	(680,508)	-8.3%
Retailer Fees and Other	53,398	46,941	6,457	13.8%
Total Revenues	<u>54,931,724</u>	<u>67,975,058</u>	<u>(13,043,334)</u>	<u>-19.2%</u>
Operating Expense				
Instant Game Prizes	33,898,681	43,221,867	9,323,186	21.6%
Draw Game Prizes	4,366,953	4,723,223	356,270	7.5%
Retailer Commissions	3,117,766	3,860,480	742,714	19.2%
Gaming Contract Costs	2,652,269	3,058,266	405,997	13.3%
Marketing and Advertising	354,456	517,773	163,317	31.5%
General and Administrative	830,400	1,694,247	863,847	51.0%
Total Operating Expenses	<u>45,220,525</u>	<u>57,075,856</u>	<u>11,855,331</u>	<u>20.8%</u>
Operating Income	9,711,199	10,899,202	(1,188,003)	-10.9%
Interest Income and Other Income	42,978	71,541	(28,563)	-39.9%
Income Before Transfers	<u>\$ 9,754,177</u>	<u>\$ 10,970,743</u>	<u>(1,216,566)</u>	<u>-11.1%</u>
Net Proceeds	\$ 7,418,364	\$ 8,341,917	(923,553)	-11.1%

Note – Net Proceeds does not include unclaimed prizes amounts.

Comparative Income Statements

March 2022 Actual vs. Budget



GAAP Basis Income <u>Statement</u>	March 2022		Favorable/ <u>(Unfavorable)</u>	Percentage <u>Variance</u>
	<u>Actual</u>	<u>Budget</u>		
Revenues				
Instant Games	\$ 47,388,517	\$ 42,000,000	\$ 5,388,517	12.8%
Draw Games	7,489,809	7,092,000	397,809	5.6%
Retailer Fees and Other	53,398	41,500	11,898	28.7%
Total Revenues	54,931,724	49,133,500	5,798,224	11.8%
Operating Expense				
Instant Game Prizes	33,898,681	30,349,000	(3,549,681)	-11.7%
Draw Game Prizes	4,366,953	3,905,000	(461,953)	-11.8%
Retailer Commissions	3,117,766	2,769,000	(348,766)	-12.6%
Gaming Contract Costs	2,652,269	2,225,000	(427,269)	-19.2%
Marketing and Advertising	354,456	583,000	228,544	39.2%
General and Administrative	830,400	987,500	157,100	15.9%
Total Operating Expenses	45,220,525	40,818,500	(4,402,025)	-10.8%
Operating Income	9,711,199	8,315,000	1,396,199	16.8%
Interest Income and Other Income	42,978	23,000	19,978	86.9%
Income Before Transfers	\$ 9,754,177	\$ 8,338,000	\$ 1,416,177	17.0%
Net Proceeds	\$ 7,418,364	\$ 7,738,000	\$ (319,636)	-4.1%

Note – Net Proceeds does not include unclaimed prizes amounts.



Comparative Income Statements

Year to Date March 31, 2022 vs. March 31, 2021



	GAAP Basis Income		Favorable/ Unfavorable	Percentage Variance
	Statement	Statement		
	Actual YTD 03/31/22	Actual YTD 03/31/21		
Revenues				
Instant Games	\$ 358,745,098	\$ 378,102,299	\$ (19,357,201)	-5.1%
Draw Games	75,338,354	77,476,602	(2,138,248)	-2.8%
Retailer Fees and Other	519,945	505,037	14,908	3.0%
Total Revenues	434,603,397	456,083,938	(21,480,541)	-4.7%
Operating Expense				
Instant Game Prizes	259,824,652	273,128,074	13,303,422	4.9%
Draw Game Prizes	41,479,473	42,810,442	1,330,969	3.1%
Retailer Commissions	24,568,607	25,806,986	1,238,379	4.8%
Gaming Contract Costs	20,936,773	21,353,984	417,211	2.0%
Marketing and Advertising	4,878,914	5,477,888	598,974	10.9%
General and Administrative	7,065,015	9,438,863	2,373,848	25.1%
Total Operating Expenses	358,753,434	378,016,237	19,262,803	5.1%
Operating Income	75,849,963	78,067,701	(2,217,738)	-2.8%
Interest Income and Other Income	365,668	606,717	(241,049)	-39.7%
Income Before Transfers	\$ 76,215,631	\$ 78,674,418	\$ (2,458,787)	-3.1%
Net Proceeds	\$ 69,327,401	\$ 71,620,407	\$ (2,293,006)	-3.2%

Note – Net Proceeds does not include unclaimed prizes amounts.



Comparative Income Statements

Year to Date March 31, 2022 Actual vs. Budget



GAAP Basis Income Statement	Actual	Budget	Favorable/ Unfavorable	Percentage Variance
	YTD 03/31/22	YTD 03/31/22		
Revenues				
Instant Games	\$ 358,745,098	\$ 314,600,000	\$ 44,145,098	14.0%
Draw Games	75,338,354	63,825,000	11,513,354	18.0%
Retailer Fees and Other	519,945	381,500	138,445	36.3%
Total Revenues	434,603,397	378,806,500	55,796,897	14.7%
Operating Expense				
Instant Game Prizes	259,824,652	226,576,000	(33,248,652)	-14.7%
Draw Game Prizes	41,479,473	35,363,000	(6,116,473)	-17.3%
Retailer Commissions	24,568,607	21,384,000	(3,184,607)	-14.9%
Gaming Contract Costs	20,936,773	17,152,000	(3,784,773)	-22.1%
Marketing and Advertising	4,878,914	5,069,000	190,086	3.7%
General and Administrative	7,065,015	7,535,500	470,485	6.2%
Total Operating Expenses	358,753,434	313,079,500	(45,673,934)	-14.6%
Operating Income	75,849,963	65,727,000	10,122,963	15.4%
Interest Income and Other Income	365,668	247,000	118,668	48.0%
Income Before Transfers	\$ 76,215,631	\$ 65,974,000	\$ 10,241,631	15.5%
Net Proceeds	\$ 69,327,401	\$ 60,574,000	\$ 8,753,401	14.5%

Note – Net Proceeds does not include unclaimed prizes amounts.

ADHE Transfer Analysis

ADHE Transfer Analysis

Month	2022 Net	2022 Unclaimed	Total	2022 Budget	Over/Under	Cumulative
	Proceeds	Prizes	Transfer	Budget	Budget	Balance
July, 2021	\$ 8,338,564	\$ 645,750	\$ 8,984,314	\$ 7,025,000	\$ 1,959,314	\$ 1,959,314
August	6,786,604	913,988	\$ 7,700,592	7,105,000	\$ 595,592	\$ 2,554,906
September	9,160,216	126,066	\$ 9,286,282	6,834,000	\$ 2,452,282	\$ 5,007,188
October	7,762,150	127,936	\$ 7,890,086	6,789,000	\$ 1,101,086	\$ 6,108,274
November	7,228,778	915,181	\$ 8,143,959	6,917,000	\$ 1,226,959	\$ 7,335,233
December	7,405,348	1,069,444	\$ 8,474,792	7,459,000	\$ 1,015,792	\$ 8,351,025
January, 2022	7,762,817	1,137,024	\$ 8,899,841	7,636,000	\$ 1,263,841	\$ 9,614,866
February	7,464,560	159,264	\$ 7,623,824	7,871,000	\$ (247,176)	\$ 9,367,690
March	7,418,364	1,196,759	\$ 8,615,123	8,338,000	\$ 277,123	\$ 9,644,813
April						
May						
June						
Sub total	69,327,401	6,291,412	75,618,813	65,974,000		\$ 9,644,813
Reserve for GPW						
Total	\$ 69,327,401	\$ 6,291,412	\$ 75,618,813	\$ 65,974,000		\$ 9,644,813