

**Problem Gamblers Helpline
Arkansas Report**

Problem Gamblers Helpline 11/1/2019-11/30/2019 Arkansas Report

Total Calls 358
Total LACG Intakes 12

Call Type	Call Type	Average Type
Hang-ups	73	20.4%
LACG INTAKE	12	3.4%
Other	2	0.6%
Seeking Casino Information	173	48.3%
Seeking Lottery Information	90	25.1%
Wrong Numbers	8	2.2%
Total	358	100.0%

Suicide	Calls	Percent
No	12	0%
Past	0	0%
Present	0	0%
Total	12	0%

Caller's Subject	Calls	Percent
Brother	2	17%
Client	0	0%
Daughter	0	0%
Father	0	0%
Friend	1	8%
Husband/Male sig other	0	0%
Inmate	0	0%
Misc. Family Member	0	0%
Mother	1	8%
Self	7	58%
Sister	0	0%
Son	0	0%
Unwilling	1	8%
Wife/Female sig other	0	0%
Work	0	0%
Total	12	100%

Gambler's Gender	Calls	Percent
Female	9	75%
Male	3	25%
Unwilling	0	0%
Total	12	100%

Ethnicity of Gambler	Calls	Percent
African American	5	42%
Asian American	0	0%
Caucasian	6	50%
Hispanic	0	0%
Other	0	0%
Multiracial	0	0%
Native American	1	8%
Unwilling/Unknown	0	0%
Total	12	100%

**Problem Gamblers Helpline
Arkansas Report**

Precipitating Event	Calls	Percent
Financial Problems	10	83%
Marital Problems	2	17%
Family Problems	5	42%
Job Problems	1	8%
Mental Health Problems	1	8%
Physical Health Problems	0	0%
Legal Problems	2	17%
Other Problems	2	17%

* Percent greater than 100 because many individuals indicated more than one problem area.

The percent associated with each type of gambling indicates what percent of all the callers indicated that form of gambling was a problem for them.

Most Problematic Gambling	Calls	Percent
Baccarat	0	0%
Bingo	0	0%
Blackjack	0	0%
Cards	0	0%
Cards Dice/Non Casino	0	0%
Dice	0	0%
Horsrace/Racetrack	1	8%
Internet	3	25%
Keno	0	0%
Lottery	0	0%
Poker	0	0%
Roulette	0	0%
Scratch-offs	0	0%
Slots	3	25%
Stocks	0	0%
Unspec.- Casino	2	17%
Unspec.- Lottery	0	0%
Unspec. -Other	0	0%
Unspec. -Sports	0	0%
Unsure	0	0%
Unwilling	3	25%
Video Poker	0	0%
Video Poker- Non Casino	0	0%
Total	12	100%

Gambler Employed	Calls	Percent
Employed	6	50%
Other	0	0%
Retired	1	8%
Unsure	1	8%
Unemployed	2	17%
Unwilling	2	17%
Total	12	100%

Age Group of Gamblers	Calls	Percent
13-17	0	0%
18-24	2	17%
25-34	0	0%
35-44	4	33%
45-54	1	8%
55-64	0	0%
65+	1	8%
Unsure	1	8%
Unwilling	3	25%
Total	12	100%

**Problem Gamblers Helpline
Arkansas Report**

Other Problems Identified	Yes		No	
	Yes	Percentage	No	Percentage
Alcoholism	1	14%	6	86%
Drug Abuse	1	14%	6	86%
Depression	3	43%	4	57%
Eating Disorder	0	0%	7	100%
Overspending	2	29%	5	71%
Smoking	1	14%	6	86%
Sexual Addiction	0	0%	7	100%

Problems Identified in Family	Yes		No	
	Yes	Percentage	No	Percentage
Abuse	0	0%	7	100%
Alcoholism	2	29%	5	71%
Drug Abuse	1	14%	6	86%
Eating Disorder	0	0%	7	100%
Gambling	2	29%	5	71%

Misc Questions	Yes		No	
	Yes	Percentage	No	Percentage
Do you have mental health insurance?	3	25%	7	58%
Are you familiar with GA?	1	8%	9	75%
Are you a Veteran?	0	0%	10	83%
Have you ever filed bankruptcy?	0	0%	10	83%
Have you ever had credit problems?	3	25%	7	58%

Gambling Activity	Average	Std. Deviation
How many hours per week do you spend gambling?	5.9	9.5
How many people depend on you (or the gambler) for the majority of their food/shelter?	1.3	1.3
How long have you gambled (years)?	10.2	11.1
How long has gambling caused problems in your life (years)?	1.4	0.8

Marital Status	Calls	Percent
Cohabiting	1	8%
Divorced	0	0%
Married	4	33%
Separated	0	0%
Single	4	33%
Widowed	1	8%
Unsure	0	0%
Unwilling	2	17%
Total	12	100%

Number of Children	Calls	Percent
No children	3	25%
One Child	2	17%
Two Children	3	25%
Three Children	0	0%
Four Children	1	8%
Five Children	0	0%
Six Children	0	0%
Seven Children	0	0%
Unwilling	3	25%
Total	12	100%

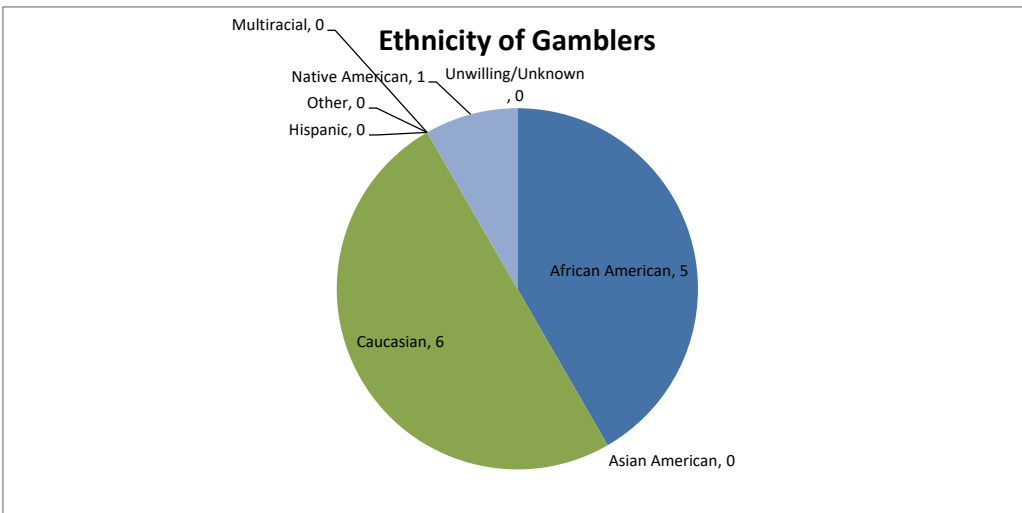
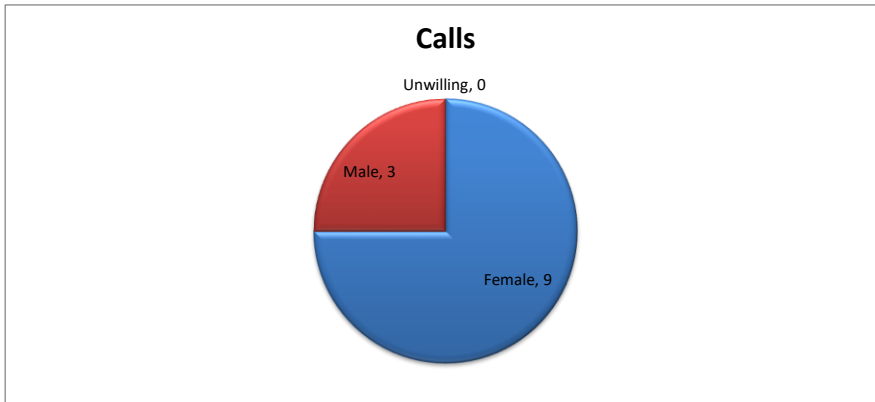


**Problem Gamblers Helpline
Arkansas Report**

Gambler Debt	Calls	Percent
No	1	8%
Unknown	2	17%
Unwilling	2	17%
Yes	7	58%
Total	12	100%

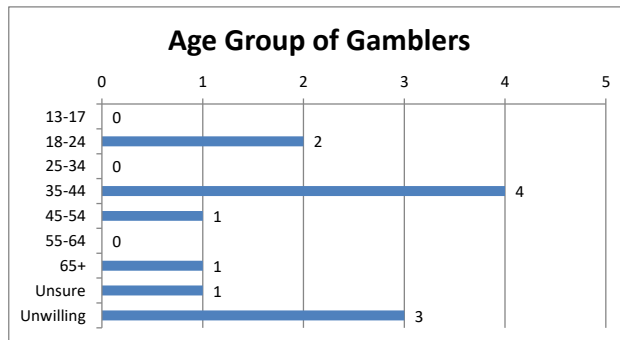
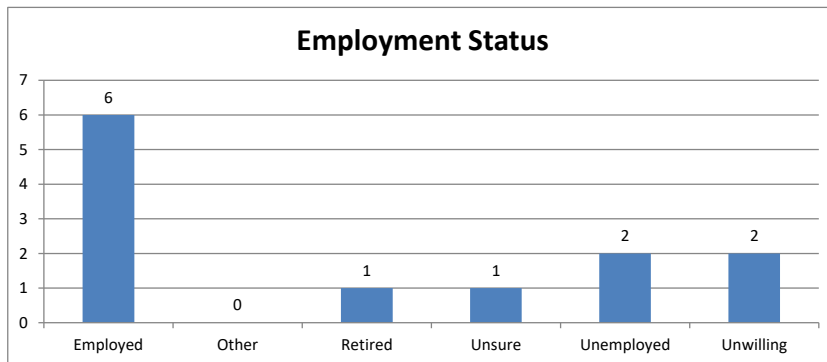

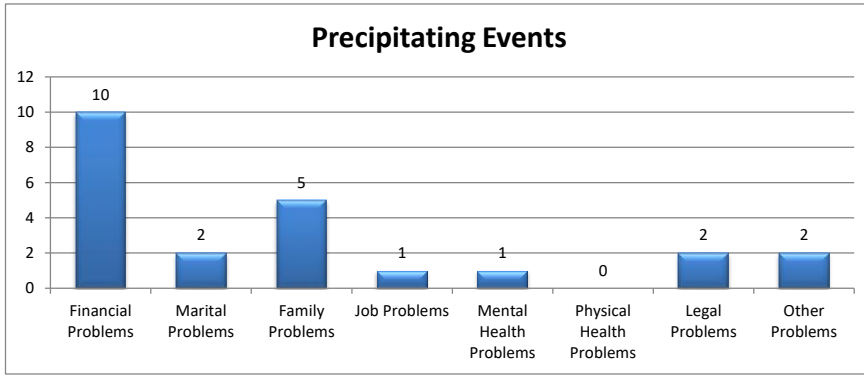
Calls by Gambler Salary	Calls	Percent
\$10,000-\$14,999	0	0%
\$100,000-\$149,999	0	0%
\$15,000-\$24,999	2	17%
\$25,000-\$34,999	0	0%
\$35,000-49,999	1	8%
\$5,000-\$9,999	0	0%
\$50,000-\$74,999	0	0%
\$75,000-\$99,999	1	8%
above \$150,000	0	0%
less than \$5,000	0	0%
No Income	1	8%
Unknown	0	0%
Unsure	2	17%
Unwilling	5	42%
Total	12	100%

How Caller Heard of Problem Gamblers Helpline	Calls	Percent
Billboard	0	0%
Bingo Hall	0	0%
Brochure	0	0%
Casino	3	25%
Casino Card	1	8%
Court	0	0%
Family Member	0	0%
Friend	0	0%
Horserace/Racetrack	0	0%
Internet	5	42%
Lottery	0	0%
Newspaper	0	0%
Phone Operator (411)	0	0%
Phonebook	0	0%
Radio	0	0%
Repeat Caller	0	0%
Store	0	0%
Support Group	0	0%
Therapist	0	0%
Treatment Facility	0	0%
TV Commercial	0	0%
TV Program	0	0%
Unsure	0	0%
Work	0	0%
Unwilling	3	25%
Total	12	100%

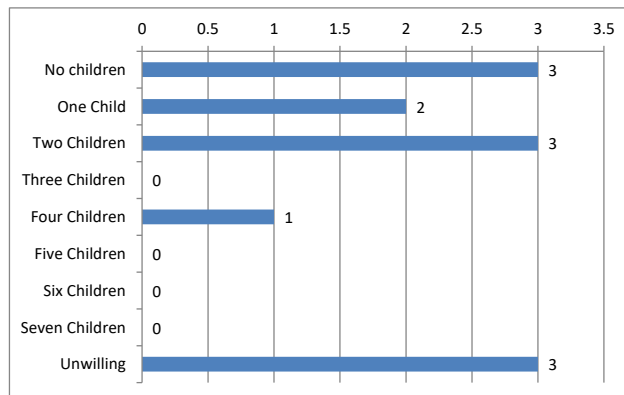

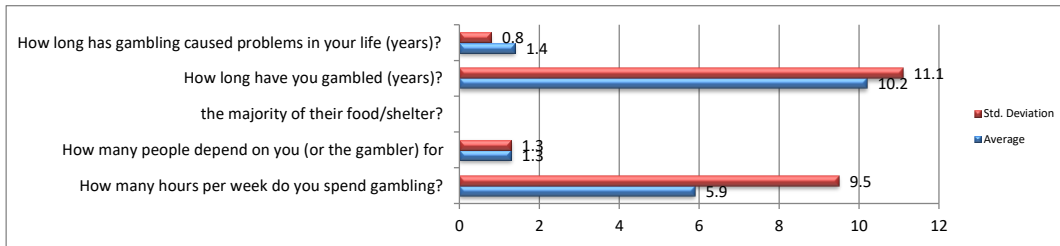
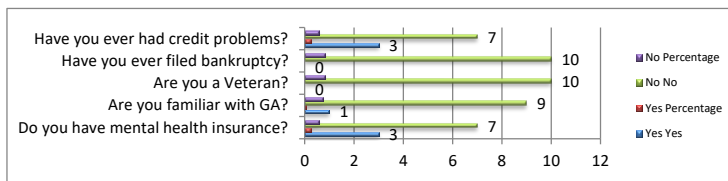
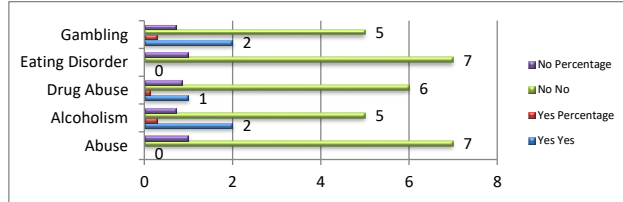
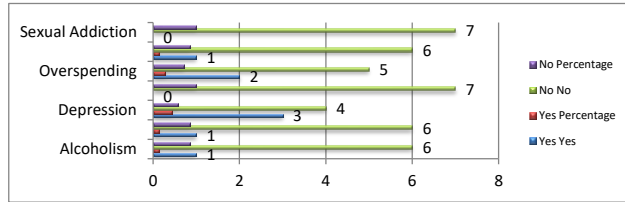
**Problem Gamblers Helpline
Arkansas Report**



**Problem Gamblers Helpline
Arkansas Report**

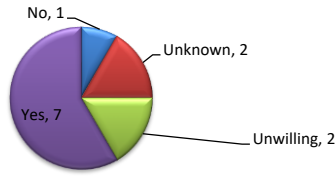


Problem Gamblers Helpline Arkansas Report

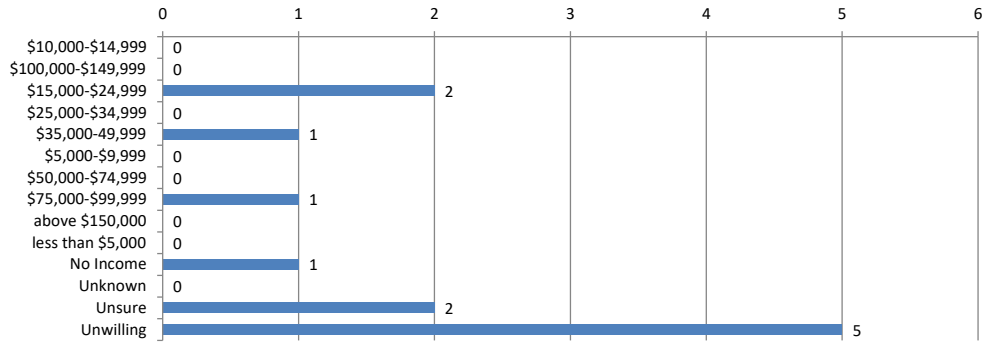


**Problem Gamblers Helpline
Arkansas Report**

Gamblers Debt



Gamblers Salary



How Caller Heard of the Helpline

