



STATE OF ARKANSAS
ARKANSAS LOTTERY COMMISSION

Post Office Box 3238
Little Rock, Arkansas 72203-3238
Phone: (501) 683-2000
Fax: (501) 683-1878
<http://myarkansaslottery.com>

October 10, 2014

The Honorable Mike Beebe
Governor of Arkansas
State Capitol
Little Rock, AR 72201

RE: *Monthly Disclosure Reports*

Dear Governor Beebe:

On behalf of our agency and the Commissioners of the Arkansas Lottery Commission, please accept the attached monthly disclosure reports pursuant to §§ 23-115-206 and 23-115-302 for the month of September 2014. The report contains the following information:

1. Contracts Awarded
2. Debt Set-Off Collections
3. Retailer Losses
4. Breakdown of Lottery Sales per County
5. Total Number of Retailers
6. Total Lottery Revenue
7. Prize Disbursements
8. Operating Expenses
9. Net Assets
10. Administrative Expenses
11. Unclaimed Prize Report
12. Arkansas Lottery Commission Minority- and Female-owned Business Report
13. Arkansas Lottery Commission Vendor Minority- and Female-owned Business Report
14. Arkansas Lottery Commission Demographics
15. Internal Auditor Report
16. Instant Ticket Games Released

Please call me if you have any questions or need additional information.

Respectfully submitted,

A handwritten signature in black ink, appearing to read "Bishop Woosley".

Bishop Woosley
Director

Enclosures

cc: John C. "Smokey" Campbell III, Chairman, Arkansas Lottery Commission



STATE OF ARKANSAS
ARKANSAS LOTTERY COMMISSION

Post Office Box 3238
Little Rock, Arkansas 72203-3238
Phone: (501) 683-2000
Fax: (501) 683-1878
<http://myarkansaslottery.com>

October 10, 2014

The Honorable Robert Thompson, Co-Chair
The Honorable Mark Perry, Co-Chair
Arkansas Lottery Commission Legislative Oversight Committee
One Capitol Mall, Room R-501
Little Rock, AR 72201

RE: Monthly Disclosure Reports

Gentlemen:

On behalf of our agency and the Commissioners of the Arkansas Lottery Commission, please accept the attached monthly disclosure reports pursuant to §§ 23-115-206 and 23-115-302 for the month of September 2014. The report contains the following information:

1. Contracts Awarded
2. Debt Set-Off Collections
3. Retailer Losses
4. Breakdown of Lottery Sales per County
5. Total Number of Retailers
6. Total Lottery Revenue
7. Prize Disbursements
8. Operating Expenses
9. Net Assets
10. Administrative Expenses
11. Unclaimed Prize Report
12. Arkansas Lottery Commission Minority- and Female-owned Business Report
13. Arkansas Lottery Commission Vendor Minority- and Female-owned Business Report
14. Arkansas Lottery Commission Demographics
15. Internal Auditor Report
16. Instant Ticket Games Released

Please call me if you have any questions or need additional information.

Respectfully submitted,

A handwritten signature in black ink, appearing to read "Bishop Woosley".

Bishop Woosley
Director

Enclosures

cc: John C. "Smokey" Campbell III, Chairman, Arkansas Lottery Commission

**Arkansas Lottery Commission Term Contracts for Goods and Services
September 1 through September 30, 2014**

No term contracts were entered into by the Arkansas Lottery Commission during the month of September 2014.

**Arkansas Lottery Commission
Debt Set-Off / Retailer Losses
September 2014**

1. Debt Set-Off:

a.	Department of Finance and Administration	\$3,181.91
b.	Office of Child Support Enforcement - Child Support	<u>\$ 4,398.85</u>
	Total Debt Set-Off:	\$7,580.76

2. Retailer losses for period September 1 through September 30, 2014: None.

ARKANSAS LOTTERY COMMISSION
RETAIL SALES BY COUNTY
September 1 through September 30, 2014

COUNTY	ARKANSAS 50/50	CASH 3	CASH 4	DECADES OF DOLLARS	FAST PLAY	INSTANT SETTLEMENTS	MEGA MILLIONS	NATURAL STATE JACKPOT	POWERBALL	TOTAL SALES FOR COUNTY
ARKANSAS	\$15.00	\$6,575.50	\$6,738.00	\$1,372.00	\$30,831.00	\$359,799.00	\$9,089.00	\$4,711.00	\$19,088.00	\$438,218.50
ASHLEY	\$0.00	\$11,500.50	\$10,433.50	\$1,082.00	\$5,563.00	\$99,427.00	\$5,275.00	\$2,246.00	\$14,833.00	\$150,360.00
BAXTER	\$125.00	\$3,689.00	\$1,258.50	\$2,976.00	\$13,432.00	\$320,615.00	\$13,662.00	\$8,590.00	\$35,087.00	\$399,434.50
BENTON	\$180.00	\$4,061.00	\$1,795.00	\$8,648.00	\$24,131.00	\$707,431.00	\$55,151.00	\$15,394.00	\$143,449.00	\$960,240.00
BOONE	\$45.00	\$1,850.00	\$1,567.00	\$1,198.00	\$8,704.00	\$327,619.00	\$11,493.00	\$3,641.00	\$27,972.00	\$384,089.00
BRADLEY	\$5.00	\$1,430.00	\$1,174.50	\$470.00	\$3,252.00	\$111,300.00	\$2,193.00	\$1,640.00	\$5,202.00	\$126,666.50
CALHOUN	\$0.00	\$1,420.50	\$687.50	\$358.00	\$1,919.00	\$33,910.00	\$968.00	\$553.00	\$1,937.00	\$41,753.00
CARROLL	\$30.00	\$1,318.50	\$1,600.50	\$1,482.00	\$12,354.00	\$188,824.00	\$7,692.00	\$2,941.00	\$20,295.00	\$236,537.00
CHICOT	\$80.00	\$8,461.00	\$5,358.00	\$2,206.00	\$2,194.00	\$110,274.00	\$16,569.00	\$4,738.00	\$37,408.00	\$187,288.00
CLARK	\$30.00	\$3,427.00	\$2,129.00	\$838.00	\$9,565.00	\$241,815.00	\$7,060.00	\$3,588.00	\$16,934.00	\$285,386.00
CLAY	\$20.00	\$365.00	\$105.50	\$674.00	\$794.00	\$79,881.00	\$1,549.00	\$734.00	\$4,321.00	\$88,443.50
CLEBURNE	\$50.00	\$1,416.00	\$690.50	\$1,752.00	\$8,688.00	\$224,027.00	\$11,234.00	\$7,719.00	\$25,036.00	\$280,612.50
CLEVELAND	\$10.00	\$597.00	\$606.00	\$176.00	\$2,350.00	\$37,071.00	\$1,456.00	\$611.00	\$3,453.00	\$46,330.00
COLUMBIA	\$40.00	\$10,083.00	\$9,573.00	\$1,084.00	\$29,402.00	\$180,237.00	\$5,544.00	\$2,587.00	\$11,352.00	\$249,902.00
CONWAY	\$40.00	\$5,867.50	\$3,884.00	\$1,482.00	\$10,267.00	\$428,771.00	\$10,229.00	\$5,869.00	\$26,446.00	\$492,855.50
CRAIGHEAD	\$275.00	\$8,167.50	\$4,190.50	\$3,366.00	\$31,609.00	\$925,510.00	\$26,313.00	\$10,518.00	\$73,789.00	\$1,083,738.00
CRAWFORD	\$100.00	\$2,530.00	\$990.00	\$2,244.00	\$10,849.00	\$241,188.00	\$17,624.00	\$7,738.00	\$43,441.00	\$326,704.00
CRITTENDEN	\$105.00	\$12,242.00	\$10,649.50	\$4,142.00	\$8,241.00	\$398,958.00	\$25,421.00	\$7,528.00	\$66,680.00	\$533,966.50
CROSS	\$5.00	\$1,500.50	\$1,790.50	\$368.00	\$9,349.00	\$148,770.00	\$3,992.00	\$2,680.00	\$10,590.00	\$179,045.00
DALLAS	\$0.00	\$1,841.50	\$746.00	\$440.00	\$5,976.00	\$93,711.00	\$3,432.00	\$1,356.00	\$5,978.00	\$113,480.50
DESHA	\$10.00	\$2,075.00	\$861.00	\$552.00	\$22,412.00	\$124,472.00	\$4,647.00	\$3,003.00	\$12,087.00	\$170,119.00
DREW	\$30.00	\$887.00	\$737.50	\$1,298.00	\$5,261.00	\$133,129.00	\$5,085.00	\$2,324.00	\$13,164.00	\$161,915.50
FAULKNER	\$150.00	\$8,860.00	\$5,795.00	\$6,404.00	\$23,540.00	\$844,920.00	\$35,524.00	\$18,077.00	\$90,611.00	\$1,033,881.00
FRANKLIN	\$15.00	\$415.50	\$147.00	\$818.00	\$6,044.00	\$96,150.00	\$5,879.00	\$2,276.00	\$14,965.00	\$126,709.50
FULTON	\$25.00	\$245.00	\$213.00	\$256.00	\$1,253.00	\$39,609.00	\$1,630.00	\$709.00	\$5,177.00	\$49,117.00
GARLAND	\$290.00	\$6,236.50	\$5,878.50	\$9,024.00	\$34,290.00	\$691,706.00	\$45,819.00	\$32,486.00	\$101,992.00	\$927,722.00
GRANT	\$20.00	\$367.50	\$139.50	\$616.00	\$4,093.00	\$118,179.00	\$4,831.00	\$2,828.00	\$11,798.00	\$142,872.00
GREENE	\$170.00	\$1,257.00	\$726.50	\$1,444.00	\$12,643.00	\$423,526.00	\$12,305.00	\$4,713.00	\$30,941.00	\$487,725.50
HEMPSTEAD	\$10.00	\$23,554.50	\$8,310.50	\$512.00	\$9,538.00	\$237,770.00	\$6,991.00	\$2,529.00	\$13,519.00	\$302,734.00
HOT SPRING	\$25.00	\$1,620.00	\$524.00	\$1,860.00	\$7,544.00	\$227,526.00	\$9,542.00	\$5,522.00	\$20,845.00	\$275,008.00

ARKANSAS LOTTERY COMMISSION
RETAIL SALES BY COUNTY
September 1 through September 30, 2014

COUNTY	ARKANSAS 50/50	CASH 3	CASH 4	DECADES OF DOLLARS	FAST PLAY	INSTANT SETTLEMENTS	MEGA MILLIONS	NATURAL STATE JACKPOT	POWERBALL	TOTAL SALES FOR COUNTY
HOWARD	\$20.00	\$16,831.50	\$7,193.00	\$704.00	\$3,017.00	\$139,721.00	\$4,559.00	\$2,318.00	\$8,742.00	\$183,105.50
INDEPENDENCE	\$50.00	\$4,951.00	\$1,163.50	\$1,874.00	\$29,672.00	\$464,485.00	\$12,210.00	\$7,734.00	\$29,198.00	\$551,337.50
IZARD	\$20.00	\$226.50	\$221.00	\$508.00	\$7,823.00	\$58,853.00	\$3,261.00	\$1,653.00	\$6,330.00	\$78,895.50
JACKSON	\$20.00	\$7,863.50	\$4,836.00	\$1,490.00	\$9,711.00	\$232,545.00	\$6,241.00	\$4,781.00	\$14,033.00	\$281,520.50
JEFFERSON	\$105.00	\$33,454.00	\$23,053.50	\$7,066.00	\$57,432.00	\$1,026,589.00	\$31,855.00	\$21,973.00	\$67,922.00	\$1,269,449.50
JOHNSON	\$25.00	\$643.00	\$366.50	\$1,254.00	\$10,130.00	\$183,560.00	\$7,894.00	\$3,342.00	\$17,623.00	\$224,837.50
LAFAYETTE	\$5.00	\$3,500.50	\$1,628.00	\$286.00	\$6,737.00	\$50,224.00	\$1,282.00	\$789.00	\$3,170.00	\$67,621.50
LAWRENCE	\$50.00	\$859.50	\$235.00	\$656.00	\$2,729.00	\$169,939.00	\$3,170.00	\$1,282.00	\$7,903.00	\$186,823.50
LEE	\$10.00	\$2,079.50	\$1,930.50	\$218.00	\$2,439.00	\$56,279.00	\$1,786.00	\$450.00	\$3,241.00	\$68,433.00
LINCOLN	\$0.00	\$501.50	\$209.50	\$414.00	\$1,218.00	\$70,793.00	\$2,276.00	\$2,063.00	\$5,362.00	\$82,837.00
LITTLE RIVER	\$25.00	\$3,360.50	\$2,853.00	\$520.00	\$1,918.00	\$74,646.00	\$3,334.00	\$1,056.00	\$6,142.00	\$93,854.50
LOGAN	\$40.00	\$626.00	\$123.50	\$1,114.00	\$6,980.00	\$157,273.00	\$6,645.00	\$2,797.00	\$14,867.00	\$190,465.50
LONOKE	\$85.00	\$6,362.00	\$3,945.00	\$5,526.00	\$38,491.00	\$725,423.00	\$27,411.00	\$15,336.00	\$69,772.00	\$892,351.00
MADISON	\$0.00	\$284.50	\$91.50	\$424.00	\$2,049.00	\$56,027.00	\$2,785.00	\$846.00	\$7,986.00	\$70,493.00
MARION	\$20.00	\$2,251.00	\$331.50	\$1,588.00	\$3,680.00	\$127,270.00	\$4,639.00	\$3,578.00	\$11,966.00	\$155,323.50
MILLER	\$75.00	\$21,338.50	\$8,525.50	\$1,302.00	\$8,800.00	\$357,110.00	\$10,968.00	\$3,316.00	\$23,005.00	\$434,440.00
MISSISSIPPI	\$30.00	\$47,457.50	\$28,261.50	\$1,428.00	\$5,585.00	\$432,959.00	\$10,934.00	\$3,624.00	\$26,569.00	\$556,848.00
MONROE	\$20.00	\$1,900.50	\$862.00	\$526.00	\$2,907.00	\$97,468.00	\$3,525.00	\$1,874.00	\$8,552.00	\$117,634.50
MONTGOMERY	\$10.00	\$0.00	\$2.00	\$294.00	\$5,715.00	\$18,795.00	\$1,635.00	\$683.00	\$3,913.00	\$31,047.00
NEVADA	\$30.00	\$3,222.50	\$649.50	\$764.00	\$5,168.00	\$144,813.00	\$3,585.00	\$1,037.00	\$7,076.00	\$166,345.00
NEWTON	\$5.00	\$66.50	\$16.00	\$180.00	\$3,039.00	\$46,104.00	\$1,574.00	\$693.00	\$2,608.00	\$54,285.50
OUACHITA	\$20.00	\$9,089.50	\$5,333.00	\$1,602.00	\$18,656.00	\$347,237.00	\$7,324.00	\$4,337.00	\$19,442.00	\$413,040.50
PERRY	\$0.00	\$250.00	\$176.50	\$418.00	\$1,876.00	\$61,981.00	\$3,410.00	\$1,206.00	\$7,433.00	\$76,750.50
PHILLIPS	\$30.00	\$7,012.50	\$4,465.00	\$1,168.00	\$1,689.00	\$142,828.00	\$11,197.00	\$2,201.00	\$25,385.00	\$195,975.50
PIKE	\$0.00	\$164.50	\$71.50	\$380.00	\$4,736.00	\$73,800.00	\$3,190.00	\$1,988.00	\$7,042.00	\$91,372.00
POINSETT	\$30.00	\$5,502.00	\$1,877.00	\$698.00	\$14,772.00	\$312,616.00	\$7,838.00	\$4,384.00	\$18,903.00	\$366,620.00
POLK	\$10.00	\$359.50	\$94.00	\$606.00	\$2,978.00	\$107,713.00	\$5,907.00	\$2,211.00	\$13,005.00	\$132,883.50
POPE	\$65.00	\$5,365.50	\$2,049.50	\$3,406.00	\$18,266.00	\$613,337.00	\$21,990.00	\$9,801.00	\$54,904.00	\$729,184.00
PRAIRIE	\$5.00	\$1,223.50	\$429.50	\$496.00	\$6,709.00	\$150,461.00	\$3,065.00	\$1,233.00	\$8,413.00	\$172,035.00
PULASKI	\$600.00	\$100,147.00	\$65,294.50	\$37,242.00	\$183,360.00	\$4,586,603.00	\$193,955.00	\$109,946.00	\$437,512.00	\$5,714,659.50
RANDOLPH	\$10.00	\$58.00	\$108.50	\$944.00	\$3,536.00	\$107,156.00	\$2,967.00	\$1,464.00	\$8,161.00	\$124,404.50

ARKANSAS LOTTERY COMMISSION
RETAIL SALES BY COUNTY
September 1 through September 30, 2014

COUNTY	ARKANSAS 50/50	CASH 3	CASH 4	DECADES OF DOLLARS	FAST PLAY	INSTANT SETTLEMENTS	MEGA MILLIONS	NATURAL STATE JACKPOT	POWERBALL	TOTAL SALES FOR COUNTY
SAINT FRANCIS	\$45.00	\$8,281.50	\$5,867.50	\$756.00	\$2,090.00	\$193,285.00	\$7,429.00	\$2,552.00	\$17,268.00	\$237,574.00
SALINE	\$190.00	\$7,336.50	\$3,340.00	\$6,716.00	\$49,770.00	\$827,143.00	\$37,335.00	\$19,727.00	\$93,449.00	\$1,045,006.50
SCOTT	\$10.00	\$336.50	\$61.00	\$344.00	\$2,617.00	\$71,089.00	\$2,853.00	\$1,382.00	\$6,541.00	\$85,233.50
SEARCY	\$0.00	\$217.50	\$625.00	\$310.00	\$2,042.00	\$65,209.00	\$2,025.00	\$943.00	\$4,950.00	\$76,321.50
SEBASTIAN	\$260.00	\$18,678.50	\$6,754.50	\$5,994.00	\$14,516.00	\$588,707.00	\$47,199.00	\$18,214.00	\$111,950.00	\$812,273.00
SEVIER	\$15.00	\$2,083.50	\$540.50	\$622.00	\$1,451.00	\$97,122.00	\$4,918.00	\$1,276.00	\$9,676.00	\$117,704.00
SHARP	\$50.00	\$558.50	\$213.50	\$934.00	\$25,155.00	\$175,126.00	\$5,395.00	\$3,260.00	\$12,284.00	\$222,976.00
STONE	\$0.00	\$1,072.00	\$185.50	\$784.00	\$12,621.00	\$83,231.00	\$3,713.00	\$2,180.00	\$7,426.00	\$111,212.50
UNION	\$30.00	\$49,663.50	\$20,962.00	\$1,802.00	\$11,053.00	\$560,405.00	\$16,168.00	\$5,708.00	\$36,911.00	\$702,702.50
VAN BUREN	\$0.00	\$1,660.50	\$460.50	\$1,030.00	\$6,987.00	\$121,496.00	\$5,259.00	\$2,494.00	\$13,185.00	\$152,572.00
WASHINGTON	\$185.00	\$13,637.50	\$5,416.50	\$9,332.00	\$40,242.00	\$1,028,972.00	\$67,933.00	\$22,191.00	\$161,856.00	\$1,349,765.00
WHITE	\$75.00	\$4,201.00	\$2,104.50	\$3,568.00	\$31,499.00	\$878,789.00	\$21,602.00	\$13,354.00	\$55,256.00	\$1,010,448.50
WOODRUFF	\$5.00	\$3,281.00	\$558.50	\$312.00	\$837.00	\$88,798.00	\$2,192.00	\$1,478.00	\$6,438.00	\$103,899.50
YELL	\$20.00	\$518.00	\$55.50	\$482.00	\$3,299.00	\$141,033.00	\$5,700.00	\$3,267.00	\$13,155.00	\$167,529.50

GRAND TOTALS	*Arkansas 50/50	*Cash 3	*Cash 4	*Decades of Dollars	*Fast Play	*Instant	*Mega Millions	*Natural State Jackpot	*Powerball	*Totals
	\$4,200.00	\$532,339.00	\$302,841.00	\$167,224.00	\$1,032,085.00	\$24,311,138.00	\$1,010,332.00	\$487,871.00	\$2,404,915.00	\$30,252,945.00

*Estimates

**Arkansas Lottery Commission
Total Number of Active Retailers
September 2014**

There were 1,870 active retailers as of September 30, 2014.

**Arkansas Lottery Commission
Statement of Net Position
September 30, 2014**

ASSETS

Current assets:	
Cash and Cash Equivalents	\$ 2,150,903.27
Restricted Assets:	
Cash and cash equivalents	7,378,897.36
Accounts receivable	12,418,358.72
Prepaid items	<u>61,792.85</u>
Total current assets	22,009,952.20
Noncurrent assets:	
Restricted assets:	
Cash and cash equivalents	20,101,894.23
Deposits with Multi-State Lottery Association	1,794,079.20
Capital assets:	
Equipment	648,832.23
Leasehold Improvements	498,416.68
Less accumulated depreciation	<u>(903,284.76)</u>
Total noncurrent assets	<u>22,139,937.58</u>
Total assets	<u>\$ 44,149,889.78</u>

LIABILITIES

Current liabilities:	
Accounts payable	\$ 345,579.88
Prizes payable	20,151,934.58
Accrued and other liabilities	1,331,870.55
Due to other funds of the State	287,900.00
Payable to ADHE	5,058,165.88
Compensated absences	304,630.96
Unearned revenue	<u>305,345.59</u>
Total current liabilities	<u>27,785,427.44</u>
Long-Term liabilities:	
Net OPEB obligation	<u>1,326,507.76</u>
Total long-term liabilities	<u>1,326,507.76</u>
Total liabilities	<u>29,111,935.20</u>

NET POSITION

Net position:	
Invested in capital assets	243,964.15
Restricted for:	
Scholarship shortfall fund	20,000,000.00
Retailer fidelity fund	101,894.23
Deposits with Multi-State Lottery Assn.	1,794,079.20
Unclaimed prize reserve	2,320,731.48
Unrestricted	<u>(9,422,714.48)</u>
Total net position	<u>15,037,954.58</u>
Total liabilities & net position	<u>\$ 44,149,889.78</u>

Arkansas Lottery Commission
Statement of Revenues, Expenses, and Changes in Net Position
For Three Months Ended September 30, 2014

	Current month	Year to date
Operating revenues:		
Instant ticket sales	\$ 24,766,826.50	\$ 76,596,086.50
Online ticket sales	5,896,543.50	16,453,639.50
Retailer application, fidelity and service fees	45,761.34	143,500.05
Other revenue	1,361.97	13,746.79
	<u>30,710,493.31</u>	<u>93,206,972.84</u>
Operating expenses:		
Instant game prizes	18,110,763.35	54,787,314.59
Online game prizes	3,133,069.05	8,661,824.10
Retailer commissions	1,734,484.31	5,241,770.59
Gaming contract costs	1,569,871.31	4,787,294.56
Compensation and benefits	482,868.80	1,389,163.62
Marketing, advertising and promotions	568,709.07	790,638.43
General and administrative expenses	122,761.95	372,819.73
Services provided by ADHE	62,500.00	187,500.00
Services provided by Legislative Audit Agency	13,980.00	36,980.00
Legal and professional services	143.20	257.12
Depreciation	15,507.21	48,304.74
	<u>25,814,658.25</u>	<u>76,303,867.48</u>
Total operating expenses	<u>25,814,658.25</u>	<u>76,303,867.48</u>
Operating income	4,895,835.06	16,903,105.36
Nonoperating revenue (expense):		
Interest income	20,827.39	74,852.77
Other Non Operating Income		
	<u>20,827.39</u>	<u>74,852.77</u>
Income before transfers	4,916,662.45	16,977,958.13
Transfers to / from:		
Trust Account for ADHE	(4,317,227.10)	(15,542,640.89)
Arkansas Department of Human Services		(200,000.00)
	<u>(4,317,227.10)</u>	<u>(15,742,640.89)</u>
Change in net position	<u>\$ 599,435.35</u>	1,235,317.24
Total net position - beginning		13,802,637.34
Total net position - ending		<u>\$ 15,037,954.58</u>

Arkansas Lottery Commission
Statement of Revenues, Expenses, and Changes in Net Position
For Three Months Ended September 30, 2014

	CM Actual	%	CM Budget	%	CM Variance	YTD Actual	%	YTD Budget	%	YTD Variance
Operating Revenues										
Instant Games	\$ 24,766,826.50	80.65	\$ 25,900,070.37	79.15	\$ (1,133,243.87)	\$ 76,596,086.50	82.18	\$ 77,663,719.11	79.62	\$ (1,067,632.61)
OnLine Games	5,896,543.50	19.20	6,776,353.63	20.71	(879,810.13)	16,453,639.50	17.65	19,730,692.89	20.23	(3,277,053.39)
Retailer application, fidelity	45,761.34	0.15	47,000.00	0.14	(1,238.66)	143,500.05	0.15	140,000.00	0.14	3,500.05
Other Revenue	1,361.97	0.00	900.00	0.00	461.97	13,746.79	0.01	2,500.00	0.00	11,246.79
Total Operating Revenues	30,710,493.31	100.00	32,724,324.00	100.00	(2,013,830.69)	93,206,972.84	100.00	97,536,912.00	100.00	(4,329,939.16)
Operating Expenses										
Instant Game Prizes	18,110,763.35	58.97	18,414,231.23	56.27	(303,467.88)	54,787,314.59	58.78	55,195,766.84	56.59	(408,452.25)
On-Line Game Prizes	3,133,069.05	10.20	3,581,630.77	10.94	(448,561.72)	8,661,824.10	9.29	10,415,694.16	10.68	(1,753,870.06)
Retailer Commissions	1,734,484.31	5.65	1,829,885.00	5.59	(95,400.69)	5,241,770.59	5.62	5,454,102.00	5.59	(212,331.41)
Gaming Contract Costs	1,569,871.31	5.11	1,609,560.00	4.92	(39,688.69)	4,787,294.56	5.14	4,797,409.00	4.92	(10,114.44)
Staff Compensation & Benefits	482,868.80	1.57	529,962.00	1.62	(47,093.20)	1,389,163.62	1.49	1,549,886.00	1.59	(160,722.38)
Marketing, Advertising & Promo	568,709.07	1.85	416,667.00	1.27	152,042.07	790,638.43	0.85	1,250,000.00	1.28	(459,361.57)
General and administrative ex	122,761.95	0.40	114,167.00	0.35	8,594.95	372,819.73	0.40	342,500.00	0.35	30,319.73
Services Provided by Other Age	76,480.00	0.25	66,667.00	0.20	9,813.00	224,480.00	0.24	200,000.00	0.21	24,480.00
Legal and Professional Service	143.20	0.00	800.00	0.00	(656.80)	257.12	0.00	2,500.00	0.00	(2,242.88)
Capital asset depreciation	15,507.21	0.05	17,600.00	0.05	(2,092.79)	48,304.74	0.05	51,600.00	0.05	(3,295.26)
Total Operating Expenses	25,814,658.25	84.06	26,581,170.00	81.23	(766,511.75)	76,303,867.48	81.86	79,259,458.00	81.26	(2,955,590.52)
Operating Income	4,895,835.06	15.94	6,143,154.00	18.77	(1,247,318.94)	16,903,105.36	18.14	18,277,454.00	18.74	(1,374,348.64)
Interest Income	20,827.39	0.07	11,667.00	0.04	9,160.39	74,852.77	0.08	35,000.00	0.04	39,852.77
Non-Operating Revenue (Expense)	-				-	-				-
Income before transfers	\$ 4,916,662.45	16.01	\$ 6,154,821.00	18.81	\$ (1,238,158.55)	\$ 16,977,958.13	18.22	\$ 18,312,454.00	18.77	\$ (1,334,495.87)

**Arkansas Scholarship Commission
Net Proceeds Transfer to Ed Trust Computation
Modified Cash Basis
For Three Months Ended September 30, 2014**

	Year to date
Operating revenues:	
Instant ticket SETTLEMENTS	\$ 75,156,337.50
Online ticket sales	16,453,639.50
Retailer application, fidelity and service fees	143,500.05
Other revenue	<u>13,746.79</u>
 Total operating revenues	 <u>91,767,223.84</u>
 Operating expenses:	
Instant game prizes SETTLEMENTS	53,253,539.00
Online game prizes	8,661,824.10
Retailer commissions	5,241,770.59
Gaming contract costs	4,787,294.56
Compensation and benefits	1,389,163.62
Marketing, advertising and promotions	790,638.43
General and administrative expenses	372,819.73
Services provided by ADHE	187,500.00
Services provided by Legislative Audit Agency	36,980.00
Legal and professional services	257.12
Current year Capital Asset cost	<u>46,155.88</u>
Total operating expenses	<u>74,767,943.03</u>
 Change in net proceeds from operations	 16,999,280.81
 Nonoperating revenue (expense):	
Interest Income	74,852.77
Other Non Operating Income	0.00
EDUCATION TRUST FUNDING-Current Year	(11,225,413.79)
Less Act 1180 Unclaimed Prizes	(1,320,731.48)
Less Transfer to ADHS	(200,000.00)
Less Current year Fidelity Fund fees	(10,761.21) restricted fund
Less Current year MUSL Reserves additions	0.00 see 23-115-103(17) and (19)(A)&(B)

NET PROCEEDS EARNED-Current Month **\$ 4,317,227.10**

Totals	Transfer	Interest	Total
	\$ 4,181,006.83	\$ 877,159.05	\$ 5,058,165.88
ADHE Refund for excess funding 8/17/13	\$ 2,138,092.38		\$ 2,138,092.38
July 2013 funding - 8/15/13	\$ 4,874,325.72	\$ 17,045.97	\$ 4,891,371.69
August transfer to ADHE 8/29/13	\$ (45,000,000.00)		\$ (45,000,000.00)
August 2013 funding - 9/15/13	\$ 6,383,238.35	\$ 18,590.75	\$ 6,401,829.10
August transfer to ADHE 9/13/13	\$ (5,000,000.00)		\$ (5,000,000.00)
June 2013 Audit Adjustments funding - 10/15/13	\$ 344,712.16		\$ 344,712.16
September 2013 funding - 10/15/13	\$ 6,022,883.01	883.09	\$ 6,023,766.10
October 2013 funding - 11/15/13	\$ 6,771,052.05	2,884.73	\$ 6,773,936.78
November 2013 funding - 12/15/13	\$ 6,762,989.54	5,363.18	\$ 6,768,352.72
December 2013 funding - 1/15/14	\$ 5,822,163.54	\$ 9,055.12	\$ 5,831,218.66
January 2014 funding -2/15/14	\$ 5,604,272.88	\$ 12,008.52	\$ 5,616,281.40
February transfer to ADHE 2/3/14	\$ (27,000,000.00)		\$ (27,000,000.00)
February transfer to ADHE 2/12/14	\$ (6,000,000.00)		\$ (6,000,000.00)
Transfer from Shortfall Reserve 2/24/14	\$ 12,000,000.00		\$ 12,000,000.00
February transfer to ADHE 2/25/14	\$ (12,000,000.00)		\$ (12,000,000.00)
February 2014 funding - 3/15/14	\$ 5,908,720.60	\$ 1,234.90	\$ 5,909,955.50
February transfer to Shortfall Reserve 3/15/13	\$ (5,923,925.49)		\$ (5,923,925.49)
March 2014 funding - 4/15/14	\$ 7,324,141.28	\$ 91.78	\$ 7,324,233.06
March transfer to Shortfall Reserve 3/15/13	\$ (6,076,074.51)		\$ (6,076,074.51)
April 2014 funding - 5/15/14	\$ 7,475,645.50	\$ 505.34	\$ 7,476,150.84
May 2014 funding - 6/15/14	\$ 6,509,958.59	\$ 3,286.80	\$ 6,513,245.39
June 2014 funding - 7/15/14	\$ 11,921,510.53	\$ 6,103.45	\$ 11,927,613.98
ADHE Refund for excess funding 7/18/14	\$ 2,319,467.65		\$ 2,319,467.65
July 2014 funding - 8/15/14	\$ 5,917,170.44	\$ 11,277.55	\$ 5,928,447.99
August 2014 funding - 9/15/15	\$ 5,282,380.92	\$ 14,584.88	\$ 5,296,965.80
June 2014 Audit Adjustments funding - 9/10/14	\$ 30,888.58		\$ 30,888.58
September transfer to ADHE 9/11/14	\$ (40,000,000.00)		\$ (40,000,000.00)
September 2014 funding - 10/15/14	\$ 4,310,517.64	\$ 6,709.46	\$ 4,317,227.10

**Arkansas Lottery Commission
Unclaimed Prizes
September 30, 2014**

	Monthly	Year to Date
Reserve Balance July 1, 2014		\$1,000,000.00
1. Unclaimed lottery prize money:	\$ 182,512.00	\$1,320,731.48
2. Expenditures from unclaimed lottery prize money:	0.00	0.00
3. Reserved for future prizes, promotions or reserves:	\$ 182,512.00	\$1,320,731.48
4. Deposits to net lottery proceeds from unclaimed Lottery prize money:	\$ 0.00	\$ 0.00
Reserve Balance September 30, 2014		\$2,320,731.48

ARKANSAS LOTTERY COMMISSION MINORITY- AND FEMALE-OWNED DIVERSITY COMPLIANCE REPORT

September 1 through September 30, 2014

Vendors	Goods or Services	Diversity Classification	September 2014	FY 2015 Total
Goddess Products	Office Furniture/Supplies	Minority-owned	\$21.94	\$1,114.06
Government Supply Services	Office Products	Minority-owned	\$183.05	\$373.54
Northeast Arkansas Cleaning Service	Janitorial Services	Female-owned	\$675.80	\$675.80
Ride N Shine Detail	Auto Servicing	Minority-owned		\$54.50
Trivia Marketing	Advertising/Public Relations	Female-owned	\$237.79	\$237.79
Totals			\$1,118.58	\$2,455.69

INTRALOT MINORITY- AND FEMALE-OWNED DIVERSITY COMPLIANCE REPORT

September 1 through September 30, 2014

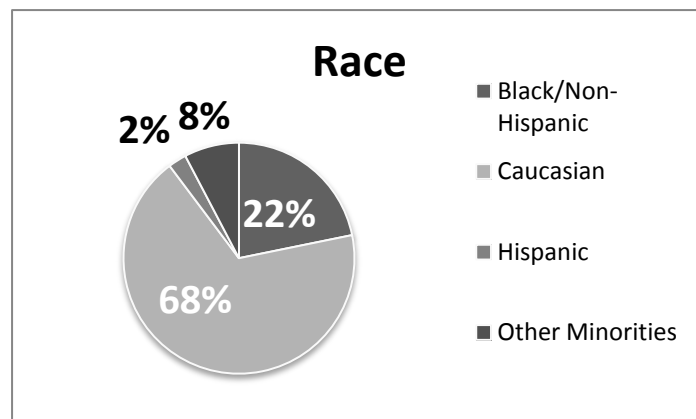
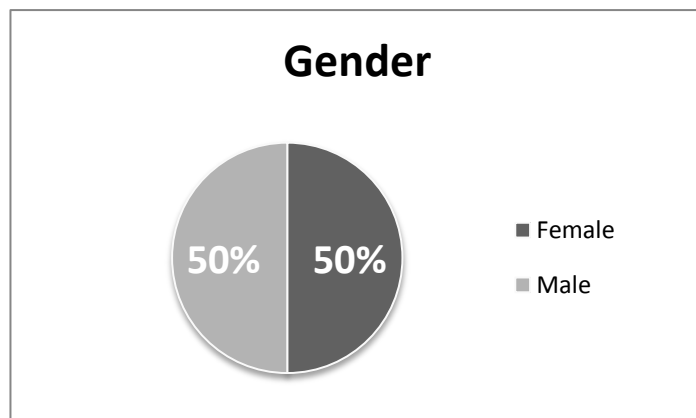
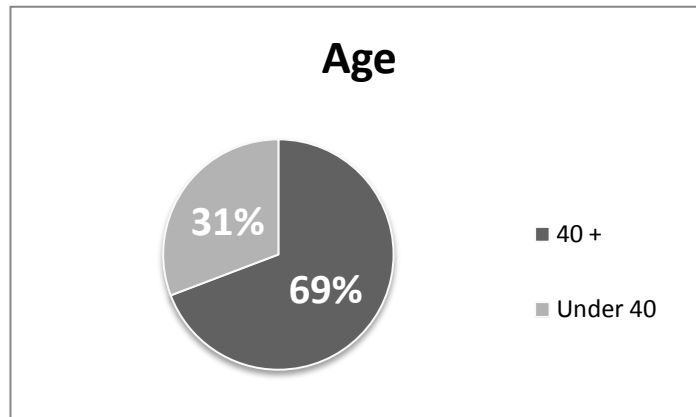
Vendors	Goods or Services	Diversity Classification	September 2014	FY 2015 Total
Goddess Products	Office Furniture/Supplies	Minority-owned	\$105.20	\$1,390.50
J Kelly Referrals and Information Services	Call Center/Information Services	Minority-owned	\$9,559.08	\$29,312.48
Totals			\$9,664.28	\$30,702.98

SCIENTIFIC GAMES MINORITY- AND FEMALE-OWNED DIVERSITY COMPLIANCE REPORT

September 1 through September 30, 2014

Vendors	Goods or Services	Diversity Classification	September 2014	FY 2015 Total
Expedited Transportation Service	Transportation Services	Female-owned		\$4,220.71
Mr. Klean Carpet and Janitorial Service	Janitorial Services	Minority-owned	\$363.30	\$1,089.90
Premier Staffing	Staffing Services	Female-owned	\$3,096.66	\$9,487.08
Totals			\$3,459.96	\$14,797.69

**Arkansas Lottery Commission
Demographics – September 2014**



Total Number of Employees as of September 30, 2014: 78

Gender:

Females – 39
Males – 39

Age:

Under 40 – 24
40 + – 54

Race:

Black/Non-Hispanic – 17
Female – 11
Male - 6

Caucasian – 53
Female - 24
Male - 29

Hispanic – 2
Female - 2
Male - 0

Other – 6
Female - 2
Male - 4

**Arkansas Lottery Commission – Internal Audit
Arkansas Lottery Commission Legislative Oversight Committee Monthly Report
October 10, 2014**

No issues or problems have been reported to the Arkansas Lottery Commission since the previous report submitted to the Arkansas Lottery Commission Legislative Oversight Committee on September 10, 2014.

**Arkansas Lottery Commission
Instant & Fast Play Games
September 2014**

Sales for the following instant games began September 30, 2014. No ending dates have been determined for these games.

\$1 Spooky Cash

\$1 Great 8's

\$2 Double Match

\$5 Win It All

\$10 Super Jumbo Bucks

Sales for the following Fast Play games began September 1, 2014. No ending dates have been determined for these games.

\$1 Cash Count Up

\$1 In Between