



STATE OF ARKANSAS
ARKANSAS LOTTERY COMMISSION

Post Office Box 3238
Little Rock, Arkansas 72203-3238
Phone: (501) 683-2000
Fax: (501) 683-1878
<http://myarkansaslottery.com>

October 10, 2012

The Honorable Mike Beebe
Governor of Arkansas
State Capitol
Little Rock, AR 72201

RE: Monthly Disclosure Reports

Dear Governor Beebe:

On behalf of our agency and the Commissioners of the Arkansas Lottery Commission, please accept the attached monthly disclosure reports pursuant to §§ 23-115-206 and 23-115-302 for the month of September 2012. The report contains the following information:

1. Contracts Awarded
2. Debt Set-Off Collections
3. Retailer Losses
4. Breakdown of Lottery Sales per County
5. Total Number of Retailers
6. Total Lottery Revenue
7. Prize Disbursements
8. Operating Expenses
9. Net Assets
10. Administrative Expenses
11. Unclaimed Prize Report
12. Arkansas Scholarship Lottery Minority- and Female-owned Business Report
13. Arkansas Scholarship Lottery Vendor Minority- and Female-owned Business Report
14. Arkansas Scholarship Lottery Demographics
15. Internal Auditor Report
16. Instant Ticket Games Released

Respectfully submitted,

A handwritten signature in black ink, appearing to read "Bishop Woosley".

Bishop Woosley
Director

Enclosures

cc: Mr. Ben Pickard, Chairman, Arkansas Lottery Commission



STATE OF ARKANSAS
ARKANSAS LOTTERY COMMISSION

Post Office Box 3238
Little Rock, Arkansas 72203-3238
Phone: (501) 683-2000
Fax: (501) 683-1878
<http://myarkansaslottery.com>

October 10, 2012

The Honorable Johnny Key, Chair
Arkansas Lottery Commission Legislative Oversight Committee
One Capitol Mall, Room R-501
Little Rock, AR 72201

RE: Monthly Disclosure Reports

Dear Senator Key:

On behalf of our agency and the Commissioners of the Arkansas Lottery Commission, please accept the attached monthly disclosure reports pursuant to §§ 23-115-206 and 23-115-302 for the month of September 2012. The report contains the following information:

1. Contracts Awarded
2. Debt Set-Off Collections
3. Retailer Losses
4. Breakdown of Lottery Sales per County
5. Total Number of Retailers
6. Total Lottery Revenue
7. Prize Disbursements
8. Operating Expenses
9. Net Assets
10. Administrative Expenses
11. Unclaimed Prize Report
12. Arkansas Scholarship Lottery Minority- and Female-owned Business Report
13. Arkansas Scholarship Lottery Vendor Minority- and Female-owned Business Report
14. Arkansas Scholarship Lottery Demographics
15. Internal Auditor Report
16. Instant Ticket Games Released

Respectfully submitted,

A handwritten signature in black ink, appearing to read "Bishop Woosley".

Bishop Woosley
Director

Enclosures

cc: Mr. Ben Pickard, Chairman, Arkansas Lottery Commission



STATE OF ARKANSAS
ARKANSAS LOTTERY COMMISSION

Post Office Box 3238
Little Rock, Arkansas 72203-3238
Phone: (501) 683-2000
Fax: (501) 683-1878
<http://myarkansaslottery.com>

October 10, 2012

The Honorable Mark Perry, Chair
Arkansas Lottery Commission Legislative Oversight Committee
One Capitol Mall, Room R-501
Little Rock, AR 72201

RE: Monthly Disclosure Reports

Dear Representative Perry:

On behalf of our agency and the Commissioners of the Arkansas Lottery Commission, please accept the attached monthly disclosure reports pursuant to §§ 23-115-206 and 23-115-302 for the month of September 2012. The report contains the following information:

1. Contracts Awarded
2. Debt Set-Off Collections
3. Retailer Losses
4. Breakdown of Lottery Sales per County
5. Total Number of Retailers
6. Total Lottery Revenue
7. Prize Disbursements
8. Operating Expenses
9. Net Assets
10. Administrative Expenses
11. Unclaimed Prize Report
12. Arkansas Scholarship Lottery Minority- and Female-owned Business Report
13. Arkansas Scholarship Lottery Vendor Minority- and Female-owned Business Report
14. Arkansas Scholarship Lottery Demographics
15. Internal Auditor Report
16. Instant Ticket Games Released

Respectfully submitted,

A handwritten signature in black ink, appearing to read "Bishop Woosley".

Bishop Woosley
Director

Enclosures

cc: Mr. Ben Pickard, Chairman, Arkansas Lottery Commission

**Arkansas Lottery Commission Term Contracts for Goods and Services
September 2012**

No term contracts were entered into by the Arkansas Lottery Commission during the month of September 2012.

**Arkansas Lottery Commission
Debt Set-Off / Retailer Losses
September 2012**

1. Debt Set-Off:

a.	Department of Finance and Administration	\$ 8,945.29
b.	Office of Child Support Enforcement - Child Support	<u>\$ 4,885.80</u>
	Total Debt Set-Off:	\$13,831.09

2. Retailer losses for period September 1 through September 30, 2012:

None.

ARKANSAS LOTTERY COMMISSION
RETAIL SALES BY COUNTY
September 1 through September 30, 2012

COUNTY	ARKANSAS 50/50	CASH 3	CASH 4	DECADES OF DOLLARS	FAST PLAY	INSTANT SETTLEMENTS	MEGA MILLIONS	NATURAL STATE JACKPOT	POWERBALL	TOTAL SALES FOR COUNTY
ARKANSAS	\$210.00	\$5,366.50	\$8,291.50	\$2,432.00	\$3,221.00	\$369,129.00	\$9,931.00	\$10,175.00	\$23,081.00	\$431,837.00
ASHLEY	\$80.00	\$9,479.50	\$9,965.50	\$1,308.00	\$1,885.00	\$104,693.00	\$5,840.00	\$2,794.00	\$16,105.00	\$152,150.00
BAXTER	\$300.00	\$2,173.00	\$2,287.50	\$4,280.00	\$1,898.00	\$251,847.00	\$16,544.00	\$11,164.00	\$37,976.00	\$328,469.50
BENTON	\$980.00	\$4,194.00	\$2,491.50	\$8,422.00	\$3,470.00	\$632,569.00	\$53,691.00	\$16,723.00	\$138,351.00	\$860,891.50
BOONE	\$250.00	\$2,187.50	\$2,105.00	\$2,026.00	\$1,682.00	\$318,602.00	\$11,002.00	\$7,099.00	\$29,421.00	\$374,374.50
BRADLEY	\$50.00	\$875.50	\$457.50	\$644.00	\$719.00	\$98,132.00	\$3,102.00	\$3,338.00	\$6,682.00	\$114,000.00
CALHOUN	\$10.00	\$955.00	\$644.00	\$446.00	\$70.00	\$35,655.00	\$1,113.00	\$968.00	\$2,680.00	\$42,541.00
CARROLL	\$110.00	\$769.00	\$851.00	\$1,400.00	\$517.00	\$195,653.00	\$7,305.00	\$4,404.00	\$19,349.00	\$230,358.00
CHICOT	\$170.00	\$6,387.00	\$3,351.50	\$2,808.00	\$1,146.00	\$130,801.00	\$17,601.00	\$4,505.00	\$44,283.00	\$211,052.50
CLARK	\$150.00	\$2,961.50	\$1,006.00	\$1,604.00	\$1,495.00	\$237,382.00	\$7,783.00	\$6,454.00	\$20,916.00	\$279,751.50
CLAY	\$80.00	\$353.00	\$61.00	\$788.00	\$373.00	\$72,773.00	\$1,849.00	\$1,301.00	\$5,257.00	\$82,835.00
CLEBURNE	\$170.00	\$1,149.00	\$193.50	\$3,318.00	\$1,429.00	\$238,271.00	\$12,887.00	\$11,107.00	\$30,690.00	\$299,214.50
CLEVELAND	\$40.00	\$328.50	\$322.00	\$464.00	\$295.00	\$52,866.00	\$1,641.00	\$2,457.00	\$5,090.00	\$63,503.50
COLUMBIA	\$155.00	\$10,325.00	\$5,657.00	\$1,542.00	\$1,859.00	\$200,016.00	\$5,433.00	\$5,158.00	\$13,677.00	\$243,822.00
CONWAY	\$240.00	\$7,797.00	\$2,106.50	\$2,996.00	\$1,301.00	\$295,877.00	\$11,988.00	\$9,354.00	\$30,153.00	\$361,812.50
CRAIGHEAD	\$1,030.00	\$6,906.00	\$4,608.00	\$6,030.00	\$5,228.00	\$985,004.00	\$31,606.00	\$21,947.00	\$89,234.00	\$1,151,593.00
CRAWFORD	\$505.00	\$2,297.50	\$1,106.00	\$3,236.00	\$1,469.00	\$280,819.00	\$20,905.00	\$14,986.00	\$58,073.00	\$383,396.50
CRITTENDEN	\$325.00	\$13,145.00	\$12,118.50	\$3,978.00	\$1,480.00	\$423,980.00	\$29,453.00	\$9,354.00	\$80,457.00	\$574,290.50
CROSS	\$300.00	\$1,788.00	\$1,433.00	\$1,110.00	\$392.00	\$157,981.00	\$5,655.00	\$3,643.00	\$14,756.00	\$187,058.00
DALLAS	\$50.00	\$1,365.00	\$977.50	\$816.00	\$1,538.00	\$103,854.00	\$3,596.00	\$4,222.00	\$8,504.00	\$124,922.50
DESHA	\$130.00	\$1,324.50	\$548.50	\$1,148.00	\$678.00	\$129,878.00	\$5,074.00	\$4,413.00	\$14,117.00	\$157,311.00
DREW	\$140.00	\$711.00	\$472.00	\$1,490.00	\$472.00	\$126,168.00	\$5,588.00	\$3,538.00	\$15,323.00	\$153,902.00
FAULKNER	\$1,350.00	\$7,207.00	\$4,471.00	\$10,278.00	\$5,293.00	\$857,602.00	\$45,019.00	\$32,214.00	\$108,967.00	\$1,072,401.00
FRANKLIN	\$140.00	\$586.00	\$299.00	\$1,206.00	\$1,838.00	\$124,576.00	\$6,375.00	\$4,370.00	\$19,456.00	\$158,846.00
FULTON	\$25.00	\$297.00	\$105.50	\$530.00	\$71.00	\$45,810.00	\$2,088.00	\$1,494.00	\$5,412.00	\$55,832.50
GARLAND	\$1,050.00	\$6,068.50	\$3,661.50	\$14,308.00	\$3,315.00	\$646,945.00	\$53,164.00	\$40,826.00	\$124,282.00	\$893,620.00
GRANT	\$115.00	\$371.50	\$124.50	\$1,424.00	\$336.00	\$124,361.00	\$6,630.00	\$5,604.00	\$15,278.00	\$154,244.00
GREENE	\$555.00	\$1,716.50	\$495.00	\$2,328.00	\$2,017.00	\$459,659.00	\$14,314.00	\$9,648.00	\$35,648.00	\$526,380.50
HEMPSTEAD	\$115.00	\$22,902.50	\$5,582.50	\$974.00	\$2,231.00	\$314,211.00	\$7,238.00	\$4,811.00	\$16,697.00	\$374,762.00
HOT SPRING	\$165.00	\$1,698.00	\$796.00	\$2,528.00	\$898.00	\$250,936.00	\$10,885.00	\$10,373.00	\$23,840.00	\$302,119.00

ARKANSAS LOTTERY COMMISSION
RETAIL SALES BY COUNTY
September 1 through September 30, 2012

COUNTY	ARKANSAS 50/50	CASH 3	CASH 4	DECADES OF DOLLARS	FAST PLAY	INSTANT SETTLEMENTS	MEGA MILLIONS	NATURAL STATE JACKPOT	POWERBALL	TOTAL SALES FOR COUNTY
HOWARD	\$220.00	\$13,196.00	\$4,113.50	\$950.00	\$272.00	\$131,792.00	\$3,742.00	\$2,321.00	\$8,156.00	\$164,762.50
INDEPENDENCE	\$635.00	\$4,424.50	\$1,208.00	\$3,756.00	\$3,527.00	\$500,911.00	\$15,080.00	\$13,442.00	\$38,752.00	\$581,735.50
IZARD	\$65.00	\$461.00	\$194.00	\$824.00	\$727.00	\$67,130.00	\$3,655.00	\$2,541.00	\$7,728.00	\$83,325.00
JACKSON	\$230.00	\$9,072.00	\$5,003.50	\$2,792.00	\$2,794.00	\$260,388.00	\$9,021.00	\$8,895.00	\$21,997.00	\$320,192.50
JEFFERSON	\$800.00	\$33,664.00	\$23,795.00	\$9,722.00	\$5,070.00	\$926,963.00	\$37,253.00	\$38,933.00	\$86,783.00	\$1,162,983.00
JOHNSON	\$435.00	\$481.50	\$607.50	\$1,498.00	\$725.00	\$174,883.00	\$8,665.00	\$5,163.00	\$20,819.00	\$213,277.00
LAFAYETTE	\$0.00	\$2,528.00	\$850.50	\$362.00	\$628.00	\$60,600.00	\$1,315.00	\$955.00	\$3,711.00	\$70,949.50
LAWRENCE	\$120.00	\$1,379.50	\$267.50	\$1,100.00	\$677.00	\$184,981.00	\$4,014.00	\$2,961.00	\$10,410.00	\$205,910.00
LEE	\$35.00	\$1,516.00	\$1,434.00	\$232.00	\$366.00	\$76,467.00	\$1,990.00	\$1,350.00	\$4,915.00	\$88,305.00
LINCOLN	\$30.00	\$215.00	\$72.00	\$406.00	\$328.00	\$65,367.00	\$2,394.00	\$2,330.00	\$6,510.00	\$77,652.00
LITTLE RIVER	\$35.00	\$2,740.50	\$1,887.50	\$610.00	\$117.00	\$65,851.00	\$2,423.00	\$1,521.00	\$5,709.00	\$80,894.00
LOGAN	\$290.00	\$549.50	\$140.00	\$1,578.00	\$939.00	\$190,267.00	\$7,727.00	\$5,701.00	\$19,432.00	\$226,623.50
LONOKE	\$680.00	\$5,330.00	\$2,380.50	\$8,076.00	\$5,106.00	\$775,562.00	\$32,813.00	\$25,413.00	\$85,747.00	\$941,107.50
MADISON	\$60.00	\$112.50	\$21.00	\$396.00	\$494.00	\$44,936.00	\$2,768.00	\$1,817.00	\$7,173.00	\$57,777.50
MARION	\$70.00	\$865.00	\$557.50	\$1,788.00	\$755.00	\$130,790.00	\$5,573.00	\$4,612.00	\$14,627.00	\$159,637.50
MILLER	\$310.00	\$22,839.50	\$7,716.50	\$2,144.00	\$2,863.00	\$346,469.00	\$11,644.00	\$6,008.00	\$25,092.00	\$425,086.00
MISSISSIPPI	\$345.00	\$38,618.00	\$11,037.00	\$1,816.00	\$1,970.00	\$441,017.00	\$12,116.00	\$7,497.00	\$33,633.00	\$548,049.00
MONROE	\$65.00	\$3,936.50	\$1,257.00	\$842.00	\$1,212.00	\$123,792.00	\$5,000.00	\$4,039.00	\$13,520.00	\$153,663.50
MONTGOMERY	\$25.00	\$39.00	\$31.00	\$262.00	\$915.00	\$19,919.00	\$1,929.00	\$1,892.00	\$4,677.00	\$29,689.00
NEVADA	\$45.00	\$3,202.50	\$857.00	\$1,136.00	\$1,174.00	\$190,120.00	\$3,711.00	\$2,283.00	\$8,348.00	\$210,876.50
NEWTON	\$40.00	\$21.00	\$30.50	\$198.00	\$396.00	\$58,105.00	\$1,362.00	\$788.00	\$3,294.00	\$64,234.50
OUACHITA	\$165.00	\$7,251.50	\$3,355.50	\$2,150.00	\$3,716.00	\$342,855.00	\$9,390.00	\$13,315.00	\$23,244.00	\$405,442.00
PERRY	\$115.00	\$601.50	\$210.00	\$682.00	\$135.00	\$63,766.00	\$4,138.00	\$2,953.00	\$9,361.00	\$81,961.50
PHILLIPS	\$125.00	\$5,198.50	\$3,355.50	\$1,016.00	\$948.00	\$172,974.00	\$9,275.00	\$4,131.00	\$23,942.00	\$220,965.00
PIKE	\$60.00	\$150.00	\$109.00	\$838.00	\$286.00	\$74,100.00	\$4,525.00	\$3,970.00	\$9,179.00	\$93,217.00
POINSETT	\$345.00	\$5,069.50	\$1,718.50	\$1,068.00	\$2,012.00	\$326,866.00	\$7,855.00	\$7,048.00	\$24,093.00	\$376,075.00
POLK	\$160.00	\$398.50	\$40.00	\$1,486.00	\$621.00	\$108,869.00	\$6,132.00	\$4,336.00	\$15,876.00	\$137,918.50
POPE	\$675.00	\$3,460.50	\$2,681.50	\$5,976.00	\$3,769.00	\$712,107.00	\$26,535.00	\$20,867.00	\$70,896.00	\$846,967.00
PRAIRIE	\$80.00	\$2,989.00	\$1,249.50	\$878.00	\$506.00	\$140,966.00	\$3,797.00	\$3,654.00	\$10,775.00	\$164,894.50
PULASKI	\$4,485.00	\$92,256.50	\$60,649.50	\$55,476.00	\$20,051.00	\$4,496,766.00	\$225,594.00	\$172,089.00	\$545,165.00	\$5,672,532.00
RANDOLPH	\$140.00	\$64.00	\$67.00	\$1,132.00	\$405.00	\$135,992.00	\$3,341.00	\$3,334.00	\$9,536.00	\$154,011.00

ARKANSAS LOTTERY COMMISSION
RETAIL SALES BY COUNTY
September 1 through September 30, 2012

COUNTY	ARKANSAS 50/50	CASH 3	CASH 4	DECADES OF DOLLARS	FAST PLAY	INSTANT SETTLEMENTS	MEGA MILLIONS	NATURAL STATE JACKPOT	POWERBALL	TOTAL SALES FOR COUNTY
SAINT FRANCIS	\$150.00	\$6,878.50	\$4,326.50	\$1,120.00	\$537.00	\$191,299.00	\$8,849.00	\$6,151.00	\$24,086.00	\$243,397.00
SALINE	\$825.00	\$10,547.50	\$3,666.00	\$12,516.00	\$4,064.00	\$906,073.00	\$47,716.00	\$35,079.00	\$120,721.00	\$1,141,207.50
SCOTT	\$120.00	\$275.00	\$65.00	\$464.00	\$285.00	\$89,201.00	\$3,487.00	\$2,218.00	\$8,780.00	\$104,895.00
SEARCY	\$55.00	\$1,584.00	\$719.00	\$892.00	\$1,429.00	\$91,167.00	\$2,496.00	\$2,114.00	\$6,833.00	\$107,289.00
SEBASTIAN	\$1,315.00	\$13,591.00	\$3,108.00	\$8,472.00	\$2,738.00	\$603,623.00	\$50,809.00	\$32,103.00	\$133,868.00	\$849,627.00
SEVIER	\$60.00	\$2,569.00	\$632.00	\$522.00	\$393.00	\$94,517.00	\$3,385.00	\$2,226.00	\$7,365.00	\$111,669.00
SHARP	\$355.00	\$676.00	\$388.50	\$1,128.00	\$1,000.00	\$175,236.00	\$5,228.00	\$3,995.00	\$12,573.00	\$200,579.50
STONE	\$120.00	\$787.00	\$133.00	\$774.00	\$1,060.00	\$72,869.00	\$3,694.00	\$2,761.00	\$10,407.00	\$92,605.00
UNION	\$260.00	\$35,138.00	\$17,319.50	\$2,614.00	\$2,776.00	\$462,790.00	\$15,484.00	\$8,506.00	\$40,666.00	\$585,553.50
VAN BUREN	\$125.00	\$1,211.50	\$430.50	\$1,334.00	\$881.00	\$119,380.00	\$6,335.00	\$6,120.00	\$15,006.00	\$150,823.00
WASHINGTON	\$1,290.00	\$7,055.50	\$4,171.00	\$11,340.00	\$4,217.00	\$1,103,095.00	\$69,793.00	\$26,512.00	\$183,322.00	\$1,410,795.50
WHITE	\$540.00	\$2,311.00	\$1,707.00	\$4,818.00	\$3,803.00	\$833,560.00	\$24,822.00	\$23,442.00	\$64,421.00	\$959,424.00
WOODRUFF	\$55.00	\$2,387.50	\$627.50	\$530.00	\$394.00	\$94,425.00	\$3,079.00	\$2,784.00	\$7,899.00	\$112,181.00
YELL	\$140.00	\$408.00	\$139.00	\$1,540.00	\$970.00	\$152,063.00	\$7,212.00	\$5,024.00	\$16,932.00	\$184,428.00

GRAND TOTALS	*Arkansas 50/50	*Cash 3	*Cash 4	*Decades of Dollars	*Fast Play	*Instant	*Mega Millions	*Natural State Jackpot	*Powerball	*Totals
	\$25,285.00	\$471,735.50	\$250,919.00	\$245,116.00	\$136,667.00	\$24,666,919.00	\$1,142,466.00	\$803,638.00	\$2,879,734.00	\$30,622,479.50

*Estimates

**Arkansas Lottery Commission
Total Number of Active Retailers
September 2012**

There were 1,892 active retailers as of September 30, 2012.

Arkansas Lottery Commission
Statement of Net Position
September 30, 2012

ASSETS

Current assets:

Cash and Cash Equivalents	\$ 3,301,499.87
Restricted Assets:	
Cash and cash equivalents	29,393,768.31
Accounts receivable	11,125,678.62
Prepaid items	<u>16,468.45</u>
 Total current assets	 <u>43,837,415.25</u>

Noncurrent assets:

Restricted assets:	
Cash and cash equivalents	20,059,767.59
Deposits with Multi-State Lottery Asso.	1,756,022.73
Capital assets:	
Equipment	526,664.88
Leasehold Improvements	498,416.68
Less accumulated depreciation	<u>(530,091.03)</u>
 Total noncurrent assets	 <u>22,310,780.85</u>
 Total assets	 <u>\$ 66,148,196.10</u>

LIABILITIES

Current liabilities:

Accounts payable	\$ 517,638.59
Prizes payable	14,436,191.74
Accrued and other liabilities	1,174,862.58
Due to other funds	1,273,837.96
Due to ADHE	26,842,704.07
Compensated absences	<u>222,475.59</u>
 Total current liabilities	 <u>44,467,710.53</u>

Long-Term liabilities:

Net OPEB Obligation	<u>821,303.24</u>
 Total liabilities	 <u>45,289,013.77</u>

Deferred inflows:

Deferred revenue	<u>335,623.88</u>
------------------	-------------------

NET ASSETS

Net position:

Invested in capital assets	494,990.53
Restricted:	
Scholarship shortfall fund	20,000,000.00
Retailer fidelity fund	59,767.59
Deposits with Multi-State Lottery Asso.	1,756,022.73
Unclaimed Prize Fund	2,551,064.24
Unrestricted	<u>(4,338,286.64)</u>
 Total net position	 <u>20,523,558.45</u>
 Total liabilities, deferred inflows & net position	 <u>\$ 66,148,196.10</u>

Arkansas Lottery Commission
Statement of Revenue, Expenses, and Changes in Net Assets
For the Three Months Ending September 30, 2012

	Current month	Year to date
Operating revenues:		
Instant ticket sales	\$ 23,656,653.00	\$ 79,569,063.00
Online ticket sales	6,062,771.50	18,875,164.00
Retailer application, fidelity and service fees	52,842.52	149,606.27
Other revenue	<u>2,111.20</u>	<u>2,112.59</u>
 Total operating revenues	 <u>29,774,378.22</u>	 <u>98,595,945.86</u>
 Operating expenses:		
Instant game prizes	16,512,157.05	54,800,083.98
Online game prizes	2,632,945.71	9,050,373.07
Retailer commissions	1,642,505.64	5,490,331.82
Gaming contract costs	1,549,027.31	4,903,558.31
Compensation and benefits	426,539.58	1,302,144.20
Marketing, advertising and promotions	384,190.48	851,345.56
General and administrative expenses	127,278.90	382,312.53
Services provided by ADHE	110,000.00	330,000.00
Services provided by Legislative Audit Agency	25,000.00	75,000.00
Legal and professional services	173.09	4,408.37
Depreciation	<u>15,179.89</u>	<u>45,539.67</u>
 Total operating expenses	 <u>23,424,997.65</u>	 <u>77,235,097.51</u>
 Operating income	 6,349,380.57	 21,360,848.35
 Nonoperating revenue (expense):		
Interest income	22,160.92	88,071.72
Other Non Operating Income	<u> </u>	<u> </u>
 Income before transfers	 6,371,541.49	 21,448,920.07
 Transfers to:		
Trust Account for ADHE	(6,584,956.76)	(18,530,744.20)
Arkansas Department of Human Services	<u> </u>	<u> </u>
 Change in net position	 <u><u>\$ (213,415.27)</u></u>	 2,918,175.87
 Total net position - beginning		 <u>17,605,382.58</u>
Total net position - ending		<u><u>\$ 20,523,558.45</u></u>

Arkansas Lottery Commission
Statement of Revenue, Expenses, and Changes in Net Assets
For the Three Months Ending September 30, 2012

	CM Actual	%	CM Budget	%	CM Variance	YTD Actual	%	YTD Budget	%	YTD Variance
Operating Revenues										
Instant Games	\$23,656,653.00	79.45	\$29,419,800.00	82.68	\$(5,763,147.00)	\$79,569,063.00	80.70	\$89,395,200.00	82.81	\$(9,826,137.00)
OnLine Games	6,062,771.50	20.36	6,119,400.00	17.20	(56,628.50)	18,875,164.00	19.14	18,444,400.00	17.08	430,764.00
Retailer application, fidelity	52,842.52	0.18	41,400.00	0.12	11,442.52	149,606.27	0.15	117,700.00	0.11	31,906.27
Other Revenue	<u>2,111.20</u>	0.01	<u>400.00</u>	0.00	<u>1,711.20</u>	<u>2,112.59</u>	0.00	<u>1,200.00</u>	0.00	<u>912.59</u>
Total Operating Revenues	<u>29,774,378.22</u>	100.00	<u>35,581,000.00</u>	100.00	<u>(5,806,621.78)</u>	<u>98,595,945.86</u>	100.00	<u>107,958,500.00</u>	100.00	<u>(9,362,554.14)</u>
Operating Expenses										
Instant Game Prizes	16,512,157.05	55.46	20,378,903.09	57.27	(3,866,746.04)	54,800,083.98	55.58	61,923,470.92	57.36	(7,123,386.94)
On-Line Game Prizes	2,632,945.71	9.10	3,063,096.91	8.61	(430,151.20)	9,050,373.07	9.26	9,232,029.08	8.55	(181,656.01)
Retailer Commissions	1,642,505.64	5.52	2,006,400.00	5.64	(363,894.36)	5,490,331.82	5.57	6,091,100.00	5.64	(600,768.18)
Gaming Contract Costs	1,549,027.31	5.20	1,803,300.00	5.07	(254,272.69)	4,903,558.31	4.97	5,465,500.00	5.06	(561,941.69)
Staff Compensation & Benefits	426,539.58	1.43	449,282.00	1.26	(22,742.42)	1,302,144.20	1.32	1,455,376.00	1.35	(153,231.80)
Marketing, Advertising & Promo	384,190.48	(0.69)	582,080.00	1.64	(197,889.52)	851,345.56	0.26	1,041,735.00	0.96	(190,389.44)
General and administrative ex	127,278.90	0.41	112,460.00	0.32	14,818.90	382,312.53	0.38	335,420.00	0.31	46,892.53
Services Provided by Other Age	135,000.00	0.45	129,200.00	0.36	5,800.00	405,000.00	0.41	387,500.00	0.36	17,500.00
Legal and Professional Service	173.09	0.00	7,950.00	0.02	(7,776.91)	4,408.37	0.00	23,750.00	0.02	(19,341.63)
Capital asset depreciation	<u>15,179.89</u>	0.05	<u>16,666.00</u>	0.05	<u>(1,486.11)</u>	<u>45,539.67</u>	0.05	<u>50,000.00</u>	0.05	<u>(4,460.33)</u>
Total Operating Expenses	<u>23,424,997.65</u>	76.93	<u>28,549,338.00</u>	80.24	<u>(5,124,340.35)</u>	<u>77,235,097.51</u>	77.81	<u>86,005,881.00</u>	79.67	<u>(8,770,783.49)</u>
Operating Income	6,349,380.57	23.07	7,031,662.00	19.76	(682,281.43)	21,360,848.35	22.19	21,952,619.00	20.33	(591,770.65)
Non-Operating Revenue (Expense)										
Interest Income	<u>22,160.92</u>	0.07	<u>26,700.00</u>	0.08	<u>(4,539.08)</u>	<u>88,071.72</u>	0.09	<u>80,000.00</u>	0.07	<u>8,071.72</u>
Income before transfers	<u>\$ 6,371,541.49</u>	23.14	<u>\$ 7,058,362.00</u>	19.84	<u>\$ (686,820.51)</u>	<u>\$21,448,920.07</u>	21.75	<u>\$22,032,619.00</u>	20.41	<u>\$ (583,698.93)</u>

Arkansas Scholarship Commission
Net Proceeds Transfer to Ed Trust Computation
Modified Cash Basis
For the Three Months Ending September 30, 2012

	Year to date
Operating revenues:	
Instant ticket SETTLEMENTS	\$ 79,909,398.00
Online ticket sales	18,875,164.00
Retailer application, fidelity and service fees	149,606.27
Other revenue	<u>2,112.59</u>
 Total operating revenues	 <u>98,936,280.86</u>

Operating expenses:	
Instant game prizes SETTLEMENTS	56,470,318.00
Online game prizes	9,050,373.07
Retailer commissions	5,490,331.82
Gaming contract costs	4,903,558.31
Compensation and benefits	1,302,144.20
Marketing, advertising and promotions	851,345.56
General and administrative expenses	382,312.53
Services provided by ADHE	330,000.00
Services provided by Legislative Audit Agency	75,000.00
Legal and professional services	4,408.37
Current year Capital Asset cost	<u>0.00</u>
Total operating expenses	<u>78,859,791.86</u>

Change in net proceeds from operations 20,076,489.00

Nonoperating revenue (expense):	
Interest Income	88,071.72
EDUCATION TRUST FUNDING-Current Year	(11,945,787.44)
Less Act 1180 Unclaimed Prizes	(1,551,064.24)
Less Current year Fidelity Fund fees	(10,535.32) restricted fund
Less Current year MUSL Reserves additions	(72,216.96) see 23-115-103(17) and (19)(A)&(B)

NET PROCEEDS EARNED-Current Month

\$ 6,584,956.76

	Totals	Transfer	Interest	Total
		\$ 26,168,912.98	\$ 673,791.09	\$ 26,842,704.07
July 2011 funding - 8/12/11		\$ 7,124,686.65	\$ 28,216.33	\$ 7,152,902.98
ADHE Refund for excess funding 8/1/11		\$ 12,430,211.12		\$ 12,430,211.12
June 2011 Audit Adjustments funding - 8/3/11		\$ 60,972.09		\$ 60,972.09
August transfer to ADHE 8/4/11		\$ (60,000,000.00)		\$ (60,000,000.00)
August 2011 funding - 9/14/11		\$ 7,531,880.34	\$ 11,673.25	\$ 7,543,553.59
September 2011 funding - 10/14/11		\$ 6,961,428.55	\$ 11,751.16	\$ 6,973,179.71
October transfer to ADHE 10/13/11		\$ (10,000,000.00)		\$ (10,000,000.00)
June 2011 Audit Adjustments funding - 11/15/11		\$ (102,990.22)		\$ (102,990.22)
October 2011 funding - 11/15/11		\$ 8,121,007.71	\$ 12,698.12	\$ 8,133,705.83
November 2011 funding - 12/15/11		\$ 7,980,208.54	\$ 13,917.97	\$ 7,994,126.51
December 2011 funding - 01/15/12		\$ 7,870,103.23	\$ 18,175.91	\$ 7,888,279.14
January 2012 funding - 02/15/12		\$ 5,500,806.07	\$ 21,940.75	\$ 5,522,746.82
February transfer to ADHE 2/2/12		\$ (45,000,000.00)		\$ (45,000,000.00)
February 2012 funding - 03/15/12		\$ 9,724,929.68	\$ 4,663.90	\$ 9,729,593.58
March 2012 funding - 04/15/12		\$ 12,820,077.29	\$ 7,295.76	\$ 12,827,373.05
April 2012 funding - 05/15/12		\$ 7,053,021.89	\$ 13,165.87	\$ 7,066,187.76
May 2012 funding - 06/15/12		\$ 7,553,944.47	\$ 17,709.57	\$ 7,571,654.04
June 2012 funding - 7/15/12		\$ 9,158,895.89	\$ 20,328.76	\$ 9,179,224.65
July 2012 funding - 8/15/12		\$ 4,727,442.68	\$ 25,058.83	\$ 4,752,501.51
ADHE Refund for excess funding 8/7/12		\$ 6,342,312.00		\$ 6,342,312.00
August transfer to ADHE 8/10/12		\$ (55,000,000.00)		\$ (55,000,000.00)
June 2012 Audit Adjustments funding - 9/15/12		\$ (72,247.92)		\$ (72,247.92)
August 2012 funding - 9/15/12		\$ 7,181,223.09	12,062.84	\$ 7,193,285.93
September 2012 funding - 10/15/12		\$ 6,576,892.46	8,064.30	\$ 6,584,956.76

Arkansas Lottery Commission
Unclaimed Prizes
September 30, 2012

	Monthly	Year to Date
1. Unclaimed lottery prize money:	\$736,067.82	\$1,709,449.24
2. Expenditures from unclaimed lottery prize money:	0.00	158,385.00
3. Reserved for future prizes, promotions or reserves:	\$736,067.82	\$1,551,064.24
4. Deposits to net lottery proceeds from unclaimed lottery prize money:	\$0.00	\$0.00

Arkansas Lottery Commission Minority- and Female-Owned Diversity Compliance Report

VENDORS	Fiscal 2013 Total	September 2012	Goods or Services	Diversity Classification
GODDESS PRODUCTS	\$373.28		Office Furniture/Supplies	Minority-Owned
SHI INTERNATIONAL CORPORATION	\$4,176.00	\$3,625.00	Computer Software	Female-Owned
RIDE N SHINE DETAIL	\$59.68	\$59.68	Auto Detail & Cosmetic Repair	Minority-Owned
TRIVIA MARKETING	\$91.25	\$91.25	Advertising/Public Relations	Female-Owned
NORTHEAST ARKANSAS CLEANING SERVICE	\$1,302.00	\$379.75	Janitorial Svcs	Female-Owned
Totals	\$6,002.21	\$4,155.68		

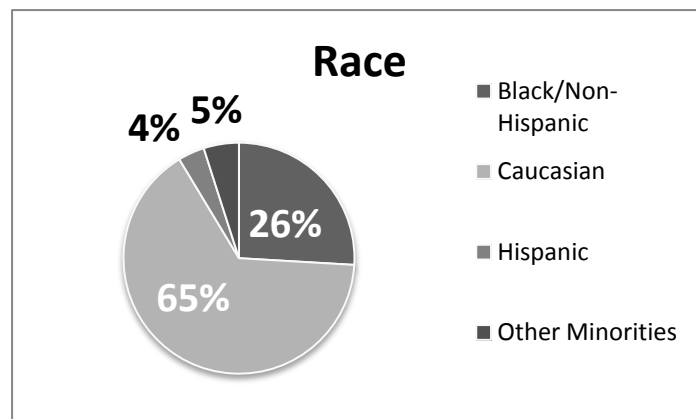
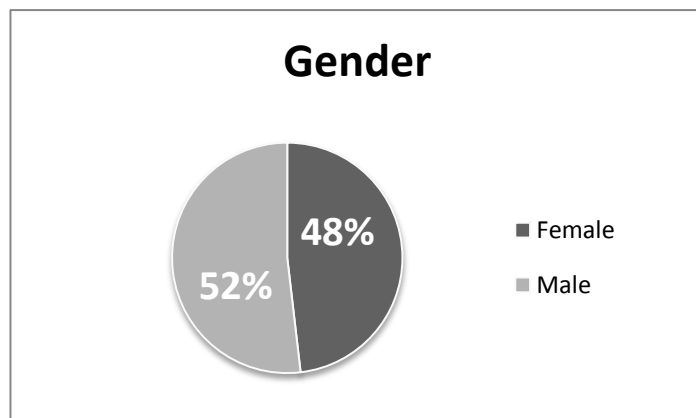
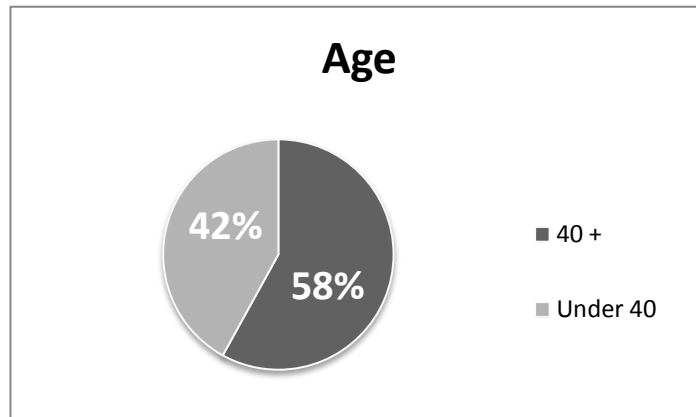
Intralot Minority- and Female-Owned Diversity Compliance Report

VENDORS	Fiscal 2013 Total	September 2012	Goods or Services	Diversity Classification
GODDESS PRODUCTS	\$459.58		Office Furniture/Supplies	Minority-Owned
J KELLY REFERRALS AND INFORMATION SVCS, INC	\$42,268.19	\$14,057.59	Call Center/Information Svcs	Minority-Owned
Totals	\$42,727.77	\$14,057.59		

Scientific Games Minority- and Female-Owned Diversity Compliance Report

VENDORS	Fiscal 2013 Total	September 2012	Goods or Services	Diversity Classification
MR. KLEAN CARPET AND JANITORIAL SERVICE	\$1,193.20	\$298.30	Janitorial Svcs	Minority-Owned
PREMIER STAFFING	\$823.44		Staffing Svcs	Female-Owned
EXPEDITED TRANSPORTATION SERVICE	\$36,598.54	\$9,614.99	Transportation Svcs	Female-Owned
Totals	\$38,615.18	\$9,913.29		

Arkansas Lottery Commission Demographics – September 2012



Total Number of Employees as of September 30, 2012: 81

Gender:

Females – 39
Males – 42

Age:

Under 40 – 34
40 + – 47

Race:

Black/Non-Hispanic – 21
Female – 13
Male - 8

Caucasian – 53
Female - 23
Male - 30

Hispanic – 3
Female - 2
Male - 1

Other – 4
Female - 1
Male - 3

**Arkansas Lottery Commission – Internal Audit
Arkansas Lottery Commission Legislative Oversight Committee Monthly Report
October 10, 2012**

No issues or problems have been reported to the Arkansas Lottery Commission since the previous report submitted to the Arkansas Lottery Commission Legislative Oversight Committee on September 10, 2012.

**Arkansas Lottery Commission
Instant & Fast Play Games
September 2012**

There were no new Instant games that started sales in September 2012.

There were no new Fast Play games that started sales in September 2012.