



STATE OF ARKANSAS
ARKANSAS LOTTERY COMMISSION

Post Office Box 3238
Little Rock, Arkansas 72203-3238
Phone: (501) 683-2000
Fax: (501) 683-1878
<http://myarkansaslottery.com>

January 10, 2013

The Honorable Mike Beebe
Governor of Arkansas
State Capitol
Little Rock, AR 72201

RE: Monthly Disclosure Reports

Dear Governor Beebe:

On behalf of our agency and the Commissioners of the Arkansas Lottery Commission, please accept the attached monthly disclosure reports pursuant to §§ 23-115-206 and 23-115-302 for the month of December 2012. The report contains the following information:

1. Contracts Awarded
2. Debt Set-Off Collections
3. Retailer Losses
4. Breakdown of Lottery Sales per County
5. Total Number of Retailers
6. Total Lottery Revenue
7. Prize Disbursements
8. Operating Expenses
9. Net Assets
10. Administrative Expenses
11. Unclaimed Prize Report
12. Arkansas Lottery Commission Minority- and Female-owned Business Report
13. Arkansas Lottery Commission Vendor Minority- and Female-owned Business Report
14. Arkansas Lottery Commission Demographics
15. Internal Auditor Report
16. Instant Ticket Games Released

Please call me if you have any questions or need additional information.

Respectfully submitted,

A handwritten signature in black ink, appearing to read "Bishop Woosley".

Bishop Woosley
Director

Enclosures

cc: Mr. Ben Pickard, Chairman, Arkansas Lottery Commission



STATE OF ARKANSAS
ARKANSAS LOTTERY COMMISSION

Post Office Box 3238
Little Rock, Arkansas 72203-3238
Phone: (501) 683-2000
Fax: (501) 683-1878
<http://myarkansaslottery.com>

January 10, 2013

The Honorable Johnny Key, Co-Chair
The Honorable Mark Perry, Co-Chair
Arkansas Lottery Commission Legislative Oversight Committee
One Capitol Mall, Room R-501
Little Rock, AR 72201

RE: Monthly Disclosure Reports

Gentlemen:

On behalf of our agency and the Commissioners of the Arkansas Lottery Commission, please accept the attached monthly disclosure reports pursuant to §§ 23-115-206 and 23-115-302 for the month of December 2012. The report contains the following information:

1. Contracts Awarded
2. Debt Set-Off Collections
3. Retailer Losses
4. Breakdown of Lottery Sales per County
5. Total Number of Retailers
6. Total Lottery Revenue
7. Prize Disbursements
8. Operating Expenses
9. Net Assets
10. Administrative Expenses
11. Unclaimed Prize Report
12. Arkansas Lottery Commission Minority- and Female-owned Business Report
13. Arkansas Lottery Commission Vendor Minority- and Female-owned Business Report
14. Arkansas Lottery Commission Demographics
15. Internal Auditor Report
16. Instant Ticket Games Released

Please call me if you have any questions or need additional information.

Respectfully submitted,

A handwritten signature in black ink, appearing to read "Bishop Woosley".

Bishop Woosley
Director

Enclosures

cc: Mr. Ben Pickard, Chairman, Arkansas Lottery Commission

**Arkansas Lottery Commission Term Contracts for Goods and Services
December 1 through December 31, 2012**

No term contracts were entered into by the Arkansas Lottery Commission during the month of December 2012.

**Arkansas Lottery Commission
Debt Set-Off / Retailer Losses
December 2012**

1. Debt Set-Off:

a.	Department of Finance and Administration	\$ 7,712.18
b.	Office of Child Support Enforcement - Child Support	<u>\$ 6,458.00</u>
	Total Debt Set-Off:	\$14,170.18

2. Retailer losses for period December 1 through December 31, 2012: None.

ARKANSAS LOTTERY COMMISSION
RETAIL SALES BY COUNTY
December 1 through December 31, 2012

COUNTY	ARKANSAS 50/50	CASH 3	CASH 4	DECADES OF DOLLARS	FAST PLAY	INSTANT SETTLEMENTS	MEGA MILLIONS	NATURAL STATE JACKPOT	POWERBALL	TOTAL SALES FOR COUNTY
ARKANSAS	\$125.00	\$6,364.00	\$7,250.50	\$2,432.00	\$3,377.00	\$466,111.00	\$8,323.00	\$12,794.00	\$21,622.00	\$528,398.50
ASHLEY	\$120.00	\$9,870.50	\$10,377.00	\$1,172.00	\$2,160.00	\$120,900.00	\$4,884.00	\$2,529.00	\$16,065.00	\$168,077.50
BAXTER	\$390.00	\$2,754.00	\$2,362.50	\$5,034.00	\$3,886.00	\$313,790.00	\$14,382.00	\$15,616.00	\$33,240.00	\$391,454.50
BENTON	\$1,420.00	\$5,383.50	\$2,913.00	\$8,492.00	\$4,328.00	\$711,629.00	\$40,011.00	\$22,738.00	\$109,407.00	\$906,321.50
BOONE	\$360.00	\$3,031.50	\$1,481.00	\$1,962.00	\$1,108.00	\$351,599.00	\$8,757.00	\$9,221.00	\$26,859.00	\$404,378.50
BRADLEY	\$60.00	\$921.00	\$563.00	\$830.00	\$606.00	\$132,300.00	\$2,582.00	\$3,396.00	\$7,006.00	\$148,264.00
CALHOUN	\$35.00	\$956.00	\$573.50	\$562.00	\$97.00	\$38,700.00	\$851.00	\$710.00	\$2,308.00	\$44,792.50
CARROLL	\$280.00	\$801.50	\$785.50	\$1,298.00	\$887.00	\$226,187.00	\$6,489.00	\$4,404.00	\$16,995.00	\$258,127.00
CHICOT	\$375.00	\$6,702.50	\$4,138.50	\$2,450.00	\$685.00	\$168,601.00	\$16,104.00	\$5,414.00	\$43,880.00	\$248,350.00
CLARK	\$245.00	\$2,587.00	\$1,424.00	\$1,536.00	\$1,631.00	\$277,059.00	\$5,917.00	\$4,554.00	\$17,900.00	\$312,853.00
CLAY	\$60.00	\$241.50	\$26.00	\$748.00	\$444.00	\$87,900.00	\$1,461.00	\$1,120.00	\$4,423.00	\$96,423.50
CLEBURNE	\$195.00	\$1,253.50	\$480.50	\$3,044.00	\$2,263.00	\$260,424.00	\$11,957.00	\$10,904.00	\$25,952.00	\$316,473.00
CLEVELAND	\$55.00	\$358.50	\$612.50	\$386.00	\$164.00	\$42,300.00	\$1,425.00	\$1,382.00	\$4,577.00	\$51,260.00
COLUMBIA	\$135.00	\$11,368.00	\$7,990.50	\$1,446.00	\$3,088.00	\$211,800.00	\$4,243.00	\$5,407.00	\$13,579.00	\$259,056.50
CONWAY	\$330.00	\$6,466.50	\$1,950.00	\$2,708.00	\$2,321.00	\$345,549.00	\$9,571.00	\$7,970.00	\$23,637.00	\$400,502.50
CRAIGHEAD	\$895.00	\$9,557.50	\$6,358.50	\$5,298.00	\$4,796.00	\$1,117,090.00	\$23,205.00	\$23,815.00	\$67,001.00	\$1,258,016.00
CRAWFORD	\$535.00	\$2,259.00	\$911.50	\$3,280.00	\$2,856.00	\$321,000.00	\$15,727.00	\$16,651.00	\$43,438.00	\$406,657.50
CRITTENDEN	\$595.00	\$13,630.00	\$11,513.00	\$4,600.00	\$2,164.00	\$504,890.00	\$23,815.00	\$12,262.00	\$67,195.00	\$640,664.00
CROSS	\$265.00	\$2,290.00	\$1,629.00	\$1,218.00	\$2,692.00	\$186,000.00	\$4,405.00	\$4,378.00	\$12,598.00	\$215,475.00
DALLAS	\$60.00	\$1,434.00	\$1,249.00	\$644.00	\$1,380.00	\$129,300.00	\$3,054.00	\$3,381.00	\$7,439.00	\$147,941.00
DESHA	\$175.00	\$1,599.50	\$754.00	\$954.00	\$388.00	\$159,900.00	\$4,255.00	\$5,128.00	\$12,446.00	\$185,599.50
DREW	\$245.00	\$1,062.50	\$945.00	\$1,578.00	\$466.00	\$155,354.00	\$4,586.00	\$4,567.00	\$12,582.00	\$181,385.50
FAULKNER	\$1,520.00	\$9,984.00	\$5,064.50	\$9,874.00	\$4,986.00	\$1,093,509.00	\$36,552.00	\$33,131.00	\$84,464.00	\$1,279,084.50
FRANKLIN	\$195.00	\$719.00	\$320.50	\$1,470.00	\$2,544.00	\$140,400.00	\$5,536.00	\$4,690.00	\$15,268.00	\$171,142.50
FULTON	\$40.00	\$349.50	\$103.50	\$358.00	\$109.00	\$51,300.00	\$1,652.00	\$1,329.00	\$5,135.00	\$60,376.00
GARLAND	\$1,195.00	\$7,356.00	\$5,183.50	\$13,732.00	\$5,041.00	\$750,497.00	\$41,361.00	\$41,588.00	\$96,690.00	\$962,643.50
GRANT	\$125.00	\$400.00	\$232.00	\$1,374.00	\$405.00	\$131,700.00	\$5,580.00	\$4,975.00	\$12,101.00	\$156,892.00
GREENE	\$465.00	\$2,079.50	\$839.00	\$1,850.00	\$1,653.00	\$516,300.00	\$10,476.00	\$9,558.00	\$29,533.00	\$572,753.50
HEMPSTEAD	\$150.00	\$25,309.50	\$9,306.50	\$768.00	\$2,739.00	\$308,528.00	\$6,237.00	\$4,608.00	\$14,335.00	\$371,981.00
HOT SPRING	\$275.00	\$1,824.00	\$713.00	\$2,270.00	\$645.00	\$255,610.00	\$7,764.00	\$9,225.00	\$18,118.00	\$296,444.00

ARKANSAS LOTTERY COMMISSION
RETAIL SALES BY COUNTY
December 1 through December 31, 2012

COUNTY	ARKANSAS 50/50	CASH 3	CASH 4	DECADES OF DOLLARS	FAST PLAY	INSTANT SETTLEMENTS	MEGA MILLIONS	NATURAL STATE JACKPOT	POWERBALL	TOTAL SALES FOR COUNTY
HOWARD	\$645.00	\$17,862.50	\$6,464.00	\$748.00	\$1,388.00	\$145,500.00	\$3,149.00	\$2,546.00	\$7,442.00	\$185,744.50
INDEPENDENCE	\$710.00	\$4,579.50	\$1,702.00	\$3,500.00	\$3,288.00	\$640,014.00	\$12,931.00	\$12,700.00	\$32,083.00	\$711,507.50
IZARD	\$75.00	\$352.00	\$179.00	\$844.00	\$576.00	\$71,100.00	\$3,378.00	\$2,430.00	\$7,240.00	\$86,174.00
JACKSON	\$305.00	\$9,276.50	\$6,058.00	\$2,502.00	\$2,053.00	\$286,500.00	\$7,014.00	\$10,849.00	\$18,194.00	\$342,751.50
JEFFERSON	\$1,045.00	\$38,629.50	\$32,001.50	\$9,996.00	\$3,895.00	\$1,160,100.00	\$31,198.00	\$48,857.00	\$79,484.00	\$1,405,206.00
JOHNSON	\$405.00	\$575.00	\$1,074.50	\$950.00	\$813.00	\$212,400.00	\$6,693.00	\$5,939.00	\$16,995.00	\$245,844.50
LAFAYETTE	\$40.00	\$3,197.00	\$1,384.50	\$452.00	\$711.00	\$61,500.00	\$1,048.00	\$787.00	\$3,196.00	\$72,315.50
LAWRENCE	\$275.00	\$1,460.00	\$320.50	\$762.00	\$1,283.00	\$230,700.00	\$3,132.00	\$2,730.00	\$8,386.00	\$249,048.50
LEE	\$65.00	\$2,455.50	\$2,528.50	\$160.00	\$413.00	\$107,700.00	\$1,475.00	\$1,054.00	\$4,676.00	\$120,527.00
LINCOLN	\$55.00	\$515.50	\$267.00	\$412.00	\$280.00	\$98,100.00	\$2,179.00	\$2,658.00	\$5,578.00	\$110,044.50
LITTLE RIVER	\$35.00	\$3,483.50	\$1,989.00	\$604.00	\$173.00	\$85,980.00	\$2,113.00	\$1,768.00	\$4,636.00	\$100,781.50
LOGAN	\$285.00	\$784.50	\$322.00	\$1,562.00	\$1,344.00	\$224,400.00	\$6,644.00	\$5,521.00	\$16,082.00	\$256,944.50
LONOKE	\$810.00	\$6,997.00	\$2,936.50	\$8,028.00	\$4,960.00	\$879,114.00	\$26,839.00	\$24,113.00	\$63,970.00	\$1,017,767.50
MADISON	\$65.00	\$178.00	\$76.00	\$582.00	\$1,425.00	\$49,800.00	\$2,592.00	\$1,952.00	\$5,696.00	\$62,366.00
MARION	\$135.00	\$1,424.00	\$660.00	\$2,406.00	\$1,171.00	\$150,363.00	\$4,596.00	\$5,090.00	\$13,857.00	\$179,702.00
MILLER	\$240.00	\$30,145.50	\$8,729.50	\$1,884.00	\$1,858.00	\$392,587.00	\$9,063.00	\$6,894.00	\$19,278.00	\$470,679.00
MISSISSIPPI	\$545.00	\$39,792.00	\$16,956.50	\$1,804.00	\$2,333.00	\$526,662.00	\$9,772.00	\$7,467.00	\$28,457.00	\$633,788.50
MONROE	\$65.00	\$3,316.50	\$1,403.00	\$614.00	\$526.00	\$116,712.00	\$3,659.00	\$2,495.00	\$10,711.00	\$139,501.50
MONTGOMERY	\$5.00	\$27.00	\$7.00	\$230.00	\$1,297.00	\$16,149.00	\$1,053.00	\$997.00	\$3,089.00	\$22,854.00
NEVADA	\$85.00	\$2,442.50	\$522.00	\$946.00	\$1,127.00	\$208,500.00	\$3,001.00	\$1,880.00	\$7,778.00	\$226,281.50
NEWTON	\$90.00	\$82.50	\$66.00	\$236.00	\$744.00	\$37,748.00	\$1,105.00	\$839.00	\$2,753.00	\$43,663.50
OUACHITA	\$295.00	\$10,246.50	\$4,295.50	\$1,962.00	\$7,721.00	\$427,200.00	\$7,480.00	\$9,832.00	\$19,183.00	\$488,215.00
PERRY	\$30.00	\$489.50	\$305.00	\$600.00	\$323.00	\$65,100.00	\$2,846.00	\$2,108.00	\$6,814.00	\$78,615.50
PHILLIPS	\$185.00	\$7,189.00	\$4,710.50	\$1,468.00	\$1,349.00	\$197,700.00	\$9,092.00	\$4,056.00	\$25,257.00	\$251,006.50
PIKE	\$205.00	\$134.50	\$150.00	\$598.00	\$959.00	\$79,500.00	\$3,210.00	\$3,868.00	\$7,642.00	\$96,266.50
POINSETT	\$425.00	\$5,248.00	\$2,221.50	\$922.00	\$2,798.00	\$419,100.00	\$6,431.00	\$7,754.00	\$19,415.00	\$464,314.50
POLK	\$120.00	\$429.00	\$56.00	\$1,442.00	\$1,851.00	\$112,200.00	\$4,806.00	\$5,151.00	\$13,338.00	\$139,393.00
POPE	\$780.00	\$5,242.00	\$3,669.00	\$5,626.00	\$6,771.00	\$739,500.00	\$21,406.00	\$23,023.00	\$53,818.00	\$859,835.00
PRAIRIE	\$105.00	\$2,568.00	\$696.00	\$936.00	\$245.00	\$144,380.00	\$3,049.00	\$2,734.00	\$8,131.00	\$162,844.00
PULASKI	\$5,040.00	\$93,524.00	\$67,143.00	\$52,904.00	\$23,719.00	\$4,991,166.00	\$173,541.00	\$174,587.00	\$399,788.00	\$5,981,412.00
RANDOLPH	\$145.00	\$47.00	\$114.00	\$1,180.00	\$704.00	\$147,941.00	\$2,621.00	\$4,811.00	\$7,897.00	\$165,460.00

ARKANSAS LOTTERY COMMISSION
RETAIL SALES BY COUNTY
December 1 through December 31, 2012

COUNTY	ARKANSAS 50/50	CASH 3	CASH 4	DECADES OF DOLLARS	FAST PLAY	INSTANT SETTLEMENTS	MEGA MILLIONS	NATURAL STATE JACKPOT	POWERBALL	TOTAL SALES FOR COUNTY
SAINT FRANCIS	\$385.00	\$7,978.50	\$5,216.00	\$902.00	\$795.00	\$216,600.00	\$7,440.00	\$5,555.00	\$20,521.00	\$265,392.50
SALINE	\$1,040.00	\$9,019.50	\$3,589.00	\$11,212.00	\$4,709.00	\$992,913.00	\$37,445.00	\$32,195.00	\$88,604.00	\$1,180,726.50
SCOTT	\$95.00	\$229.00	\$80.00	\$302.00	\$574.00	\$127,200.00	\$2,687.00	\$2,474.00	\$6,467.00	\$140,108.00
SEARCY	\$40.00	\$1,656.50	\$234.00	\$712.00	\$1,461.00	\$98,857.00	\$2,416.00	\$1,682.00	\$6,919.00	\$113,977.50
SEBASTIAN	\$1,730.00	\$15,398.50	\$3,896.50	\$7,164.00	\$5,253.00	\$667,800.00	\$39,545.00	\$37,896.00	\$104,814.00	\$883,497.00
SEVIER	\$140.00	\$3,917.50	\$622.00	\$370.00	\$810.00	\$110,820.00	\$3,029.00	\$2,897.00	\$7,626.00	\$130,231.50
SHARP	\$175.00	\$542.00	\$227.00	\$1,354.00	\$805.00	\$177,300.00	\$5,091.00	\$3,733.00	\$12,188.00	\$201,415.00
STONE	\$70.00	\$831.00	\$195.00	\$1,078.00	\$558.00	\$77,400.00	\$3,422.00	\$3,017.00	\$7,928.00	\$94,499.00
UNION	\$515.00	\$41,257.00	\$22,403.50	\$2,658.00	\$4,812.00	\$563,003.00	\$12,189.00	\$8,233.00	\$34,411.00	\$689,481.50
VAN BUREN	\$105.00	\$1,400.00	\$583.50	\$1,444.00	\$576.00	\$139,800.00	\$5,103.00	\$4,512.00	\$12,626.00	\$166,149.50
WASHINGTON	\$1,560.00	\$11,572.50	\$6,495.00	\$10,946.00	\$5,485.00	\$1,270,599.00	\$54,498.00	\$32,865.00	\$140,015.00	\$1,534,035.50
WHITE	\$665.00	\$2,890.50	\$2,332.00	\$5,256.00	\$3,511.00	\$1,048,800.00	\$20,347.00	\$22,180.00	\$50,190.00	\$1,156,171.50
WOODRUFF	\$30.00	\$2,711.50	\$421.00	\$404.00	\$65.00	\$105,278.00	\$2,349.00	\$2,509.00	\$6,639.00	\$120,406.50
YELL	\$165.00	\$630.50	\$170.50	\$1,418.00	\$1,756.00	\$164,400.00	\$5,607.00	\$3,686.00	\$12,522.00	\$190,355.00

GRAND TOTALS	*Arkansas 50/50	*Cash 3	*Cash 4	*Decades of Dollars	*Fast Play	*Instant	*Mega Millions	*Natural State Jackpot	*Powerball	*Totals
	\$30,945.00	\$531,641.50	\$303,523.00	\$235,448.00	\$169,177.00	\$28,362,413.00	\$909,446.00	\$838,369.00	\$2,298,127.00	\$33,679,089.50

*Estimates

**Arkansas Lottery Commission
Total Number of Active Retailers
December 2012**

There were 1,892 active retailers as of December 31, 2012.

**Arkansas Lottery Commission
Statement of Net Position
December 31, 2012**

ASSETS

Current assets:

Cash and Cash Equivalents	\$ 784,772.83
Restricted Assets:	
Cash and cash equivalents	52,356,172.41
Accounts receivable	11,836,847.34
Prepaid items	<u>2,300.44</u>
 Total current assets	 <u>64,980,093.02</u>

Noncurrent assets:

Restricted assets:	
Cash and cash equivalents	20,066,447.24
Deposits with Multi-State Lottery Asso.	1,670,577.32
Capital assets:	
Equipment	526,664.88
Leasehold Improvements	498,416.68
Less accumulated depreciation	<u>(575,630.70)</u>
 Total noncurrent assets	 <u>22,186,475.42</u>
 Total assets	 <u>\$ 87,166,568.44</u>

LIABILITIES

Current liabilities:

Accounts payable	\$ 167,013.51
Prizes payable	14,181,890.30
Accrued and other liabilities	1,174,630.42
Due to other funds	684,329.30
Due to ADHE	48,833,766.37
Compensated absences	<u>236,757.39</u>
 Total current liabilities	 <u>65,278,387.29</u>

Long-Term liabilities:

Net OPEB Obligation	<u>727,279.68</u>
 Total liabilities	 <u>66,005,666.97</u>

Deferred inflows:

Deferred revenue	<u>401,845.95</u>
------------------	-------------------

NET POSITION

Net position:

Invested in capital assets	449,450.86
Restricted:	
Scholarship shortfall fund	20,000,000.00
Retailer fidelity fund	66,447.24
Deposits with Multi-State Lottery Asso.	1,670,577.32
Unclaimed Prize Fund	3,522,406.04
Unrestricted	<u>(4,949,825.94)</u>
 Total net position	 <u>20,759,055.52</u>
 Total liabilities, deferred inflows & net position	 <u>\$ 87,166,568.44</u>

Arkansas Lottery Commission
Statement of Revenue and Expenses
For the Six Months Ending December 31, 2012

	CM Actual	%	CM Budget	%	CM Variance	YTD Actual	%	YTD Budget	%	YTD Variance
Operating Revenues										
Instant Games	\$28,730,841.00	83.87	\$33,757,300.00	80.93	\$(5,026,459.00)	\$165,148,734.00	80.09	\$ 184,990,100.00	82.40	\$(19,841,366.00)
OnLine Games	5,474,078.50	15.98	7,900,900.00	18.94	(2,426,821.50)	40,749,282.50	19.76	39,252,800.00	17.48	1,496,482.50
Retailer application, fidelity	52,370.25	0.15	51,300.00	0.12	1,070.25	291,454.44	0.14	265,600.00	0.12	25,854.44
Other Revenue	-	-	500.00	0.00	(500.00)	2,112.59	0.00	2,500.00	0.00	(387.41)
Total Operating Revenues	<u>34,257,289.75</u>	100.00	<u>41,710,000.00</u>	100.00	<u>(7,452,710.25)</u>	<u>206,191,583.53</u>	100.00	<u>224,511,000.00</u>	100.00	<u>(18,319,416.47)</u>
Operating Expenses										
Instant Game Prizes	19,992,624.35	58.36	23,381,917.72	56.06	(3,389,293.37)	114,917,749.85	55.73	128,140,117.55	57.08	(13,222,367.70)
On-Line Game Prizes	2,851,673.71	8.32	3,988,182.28	9.56	(1,136,508.57)	20,026,836.39	9.71	19,763,682.45	8.80	263,153.94
Retailer Commissions	1,930,595.24	5.64	2,351,200.00	5.64	(420,604.76)	11,510,525.88	5.58	12,668,100.00	5.64	(1,157,574.12)
Gaming Contract Costs	1,697,160.91	4.95	2,196,400.00	5.27	(499,239.09)	10,258,837.86	4.98	11,473,900.00	5.11	(1,215,062.14)
Staff Compensation & Benefits	452,785.12	1.32	470,788.00	1.13	(18,002.88)	2,757,249.46	1.34	2,932,258.00	1.31	(175,008.54)
Marketing, Advertising & Promo	213,808.55	0.62	277,046.00	0.66	(63,237.45)	1,713,862.91	0.83	2,041,290.00	0.91	(327,427.09)
General and administrative ex	96,939.99	0.28	107,600.00	0.26	(10,660.01)	703,501.04	0.34	657,000.00	0.29	46,501.04
Services Provided by Other Age	123,880.00	0.36	129,200.00	0.31	(5,320.00)	798,880.00	0.39	775,000.00	0.35	23,880.00
Legal and Professional Service	461.60	0.00	7,950.00	0.02	(7,488.40)	7,632.28	0.00	47,500.00	0.02	(39,867.72)
Capital asset depreciation	15,179.89	0.04	16,666.00	0.04	(1,486.11)	91,079.34	0.04	100,000.00	0.04	(8,920.66)
Total Operating Expenses	<u>27,375,109.36</u>	79.91	<u>32,926,950.00</u>	78.94	<u>(5,551,840.64)</u>	<u>162,786,155.01</u>	78.95	<u>178,598,848.00</u>	79.55	<u>(15,812,692.99)</u>
Operating Income	<u>6,882,180.39</u>	20.09	<u>8,783,050.00</u>	21.06	<u>(1,900,869.61)</u>	<u>43,405,428.52</u>	21.05	<u>45,912,152.00</u>	20.45	<u>(2,506,723.48)</u>
Non-Operating Revenue (Expense)										
Interest Income	<u>33,419.49</u>	0.10	<u>26,700.00</u>	0.06	<u>6,719.49</u>	<u>176,027.36</u>	0.09	<u>160,000.00</u>	0.07	<u>16,027.36</u>
Income before transfers	<u>\$ 6,915,599.88</u>	20.19	<u>\$ 8,809,750.00</u>	21.12	<u>\$(1,894,150.12)</u>	<u>\$ 43,581,455.88</u>	21.14	<u>\$46,072,152.00</u>	20.52	<u>\$ (2,490,696.12)</u>

Arkansas Scholarship Commission
Net Proceeds Transfer to Ed Trust Computation
Modified Cash Basis
For the Six Months Ending December 31, 2012

	Year to date
Operating revenues:	
Instant ticket SETTLEMENTS	\$ 164,802,765.00
Online ticket sales	40,749,282.50
A/R write-offs	
Retailer application, fidelity and service fees	291,454.44
Other revenue	<u>2,112.59</u>
 Total operating revenues	 <u>205,845,614.53</u>
 Operating expenses:	
Instant game prizes SETTLEMENTS	115,196,117.01
Online game prizes	20,026,836.39
Retailer commissions	11,510,525.88
Gaming contract costs	10,258,837.86
Compensation and benefits	2,757,249.46
Marketing, advertising and promotions	1,713,862.91
General and administrative expenses	703,501.04
Services provided by ADHE	660,000.00
Services provided by Legislative Audit Agency	138,880.00
Legal and professional services	7,632.28
Current year Capital Asset cost	<u>0.00</u>
Total operating expenses	<u>162,973,442.83</u>
 Change in net proceeds from operations	 42,872,171.70
 Nonoperating revenue (expense):	
Interest Income	176,027.36
Other Non Operating Income	
EDUCATION TRUST FUNDING-Current Year	(33,607,545.82)
Less Act 1180 Unclaimed Prizes	(2,522,406.04)
Less Transfer to ADHS	0.00
Less Current year Fidelity Fund fees	(17,214.97) restricted fund
Less Current year MUSL Reserves additions	13,228.45 see 23-115-103(17) and (19)(A)&(B)

NET PROCEEDS EARNED-Current Month

\$ 6,914,260.68

Totals	Transfer	Interest	Total
	\$ 48,115,703.22	\$ 718,063.15	\$ 48,833,766.37
July 2011 funding - 8/12/11	\$ 7,124,686.65	\$ 28,216.33	\$ 7,152,902.98
ADHE Refund for excess funding 8/1/11	\$ 12,430,211.12		\$ 12,430,211.12
June 2011 Audit Adjustments funding - 8/3/11	\$ 60,972.09		\$ 60,972.09
August transfer to ADHE 8/4/11	\$ (60,000,000.00)		\$ (60,000,000.00)
August 2011 funding - 9/14/11	\$ 7,531,880.34	\$ 11,673.25	\$ 7,543,553.59
September 2011 funding - 10/14/11	\$ 6,961,428.55	\$ 11,751.16	\$ 6,973,179.71
October transfer to ADHE 10/13/11	\$ (10,000,000.00)		\$ (10,000,000.00)
June 2011 Audit Adjustments funding - 11/15/11	\$ (102,990.22)		\$ (102,990.22)
October 2011 funding - 11/15/11	\$ 8,121,007.71	\$ 12,698.12	\$ 8,133,705.83
November 2011 funding - 12/15/11	\$ 7,980,208.54	\$ 13,917.97	\$ 7,994,126.51
December 2011 funding - 01/15/12	\$ 7,870,103.23	\$ 18,175.91	\$ 7,888,279.14
January 2012 funding - 02/15/12	\$ 5,500,806.07	\$ 21,940.75	\$ 5,522,746.82
February transfer to ADHE 2/2/12	\$ (45,000,000.00)		\$ (45,000,000.00)
February 2012 funding - 03/15/12	\$ 9,724,929.68	\$ 4,663.90	\$ 9,729,593.58
March 2012 funding - 04/15/12	\$ 12,820,077.29	\$ 7,295.76	\$ 12,827,373.05
April 2012 funding - 05/15/12	\$ 7,053,021.89	\$ 13,165.87	\$ 7,066,187.76
May 2012 funding - 06/15/12	\$ 7,553,944.47	\$ 17,709.57	\$ 7,571,654.04
June 2012 funding - 7/15/12	\$ 9,158,895.89	\$ 20,328.76	\$ 9,179,224.65
July 2012 funding - 8/15/12	\$ 4,727,442.68	\$ 25,058.83	\$ 4,752,501.51
ADHE Refund for excess funding 8/7/12	\$ 6,342,312.00		\$ 6,342,312.00
August transfer to ADHE 8/10/12	\$ (55,000,000.00)		\$ (55,000,000.00)
June 2012 Audit Adjustments funding - 9/15/12	\$ (72,247.92)		\$ (72,247.92)
August 2012 funding - 9/15/12	\$ 7,181,223.09	\$ 12,062.84	\$ 7,193,285.93
September 2012 funding - 10/15/12	\$ 6,576,892.46	\$ 8,064.30	\$ 6,584,956.76
October 2012 funding - 11/15/12	\$ 6,621,349.77	\$ 11,516.26	\$ 6,632,866.03
November 2012 funding - 12/15/12	\$ 8,429,441.15	\$ 14,494.44	\$ 8,443,935.59
December 2012 funding - 1/15/13	\$ 6,895,999.32	\$ 18,261.36	\$ 6,914,260.68

Arkansas Lottery Commission
Unclaimed Prizes
December 31, 2012

	Monthly	Year to Date
1. Unclaimed lottery prize money:	\$ 445,555.28	\$2,680,791.04
2. Expenditures from unclaimed lottery prize money:	0.00	158,385.00
3. Reserved for future prizes, promotions or reserves:	\$ 445 555.28	\$2,522,406.04
4. Deposits to net lottery proceeds from unclaimed lottery prize money:	\$0.00	\$0.00

ARKANSAS LOTTERY COMMISSION MINORITY- AND FEMALE-OWNED DIVERSITY COMPLIANCE REPORT

December 1 through December 31, 2012

Vendors	Goods or Services	Diversity Classification	December 2012	FY 2013 Total
BSW Advertising	Advertising/Public Relations	Minority-owned		\$4,293.89
Goddess Products	Office Furniture/Supplies	Minority-owned	\$540.24	\$1,749.10
Northeast Arkansas Cleaning Service	Janitorial Services	Female-owned	\$325.50	\$2,576.88
Party Prints	Advertising/Public Relations	Minority-owned		\$2,547.58
Ride N Shine Detail	Auto Detail & Cosmetic Repair	Minority-owned		\$151.91
SHI International Corporation	Computer Software	Female-owned	\$2,305.63	\$7,236.60
Trivia Marketing	Advertising/Public Relations	Female-owned		\$96.68
Totals			\$3,171.37	\$18,652.64

INTRALOT MINORITY- AND FEMALE-OWNED DIVERSITY COMPLIANCE REPORT

December 1 through December 31, 2012

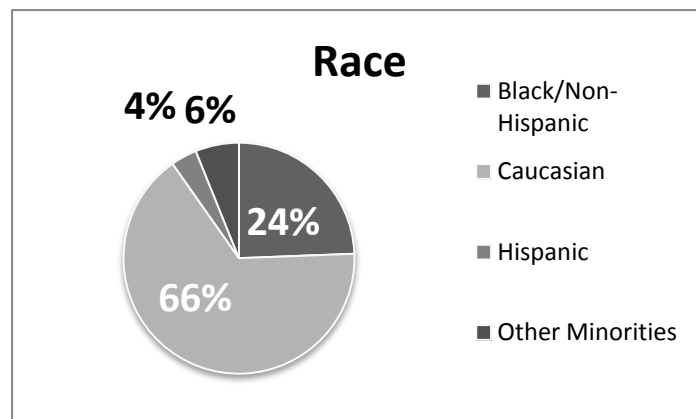
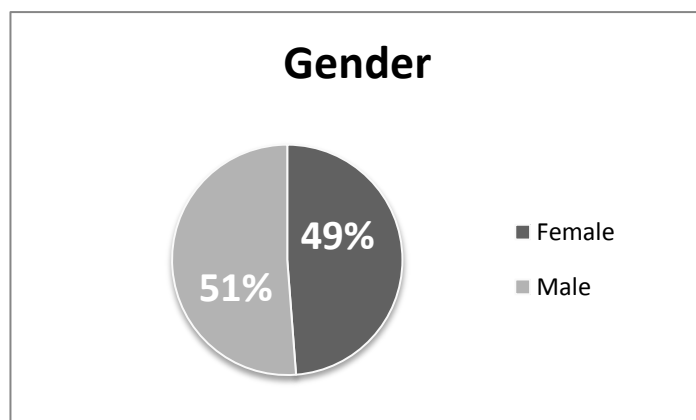
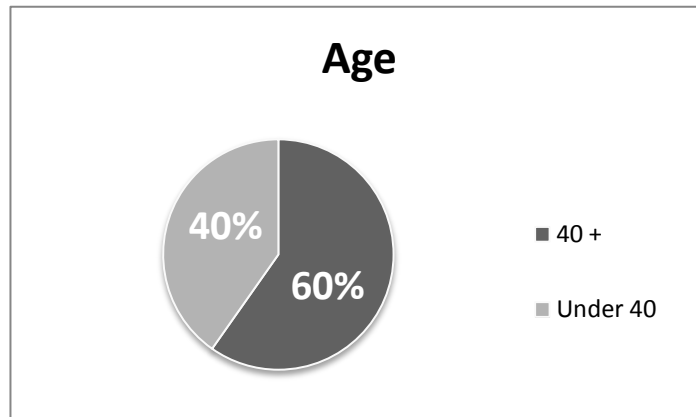
Vendors	Goods or Services	Diversity Classification	December 2012	FY 2013 Total
Goddess Products	Office Furniture/Supplies	Minority-owned		\$459.58
J Kelly Referrals and Information Services	Call Center/Information Services	Minority-owned	\$13,504.89	\$83,680.02
Totals			\$13,504.89	\$84,139.60

SCIENTIFIC GAMES MINORITY- AND FEMALE-OWNED DIVERSITY COMPLIANCE REPORT

December 1 through December 31, 2012

Vendors	Goods or Services	Diversity Classification	December 2012	FY 2013 Total
Central Copiers	Office Supplies/Equipment	Female-owned		\$572.40
Expedited Transportation Service	Transportation Services	Female-owned	\$7,709.84	\$65,644.86
Mr. Klean Carpet and Janitorial Service	Janitorial Services	Minority-owned	\$596.60	\$2,088.10
Premier Staffing	Staffing Services	Female-owned		\$823.44
Totals			\$8,306.44	\$69,128.80

**Arkansas Lottery Commission
Demographics – December 2012**



Total Number of Employees as of December 31, 2012: 82

Gender:

Females – 40
Males – 42

Age:

Under 40 – 33
40 + – 49

Race:

Black/Non-Hispanic – 20
Female – 13
Male - 7

Caucasian – 54
Female - 23
Male - 31

Hispanic – 3
Female - 2
Male - 1

Other – 5
Female - 2
Male - 3

**Arkansas Lottery Commission – Internal Audit
Arkansas Lottery Commission Legislative Oversight Committee Monthly Report
January 10, 2013**

No issues or problems have been reported to the Arkansas Lottery Commission since the previous report submitted to the Arkansas Lottery Commission Legislative Oversight Committee on December 10, 2012.

Arkansas Lottery Commission
Instant & Fast Play Games
December 2012

Sales for the following instant games began December 4, 2012. No ending dates have been determined for these games.

\$1 Junior Jumbo Bucks

\$2 Fat Cat Tripler

\$3 Super Crossword

\$5 Blackjack

Sales for the following Fast Play game began December 17, 2012. No ending dates have been determined for this game.

\$1 Snowflake Melt

Sales for the following Fast Play games began December 31, 2012. No ending dates have been determined for these games.

\$1 Bingo

\$2 Smokin Hot Dice