



STATE OF ARKANSAS
ARKANSAS LOTTERY COMMISSION

Post Office Box 3238
Little Rock, Arkansas 72203-3238
Phone: (501) 683-2000
Fax: (501) 683-1878
<http://myarkansaslottery.com>

February 8, 2013

The Honorable Mike Beebe
Governor of Arkansas
State Capitol
Little Rock, AR 72201

RE: Monthly Disclosure Reports

Dear Governor Beebe:

On behalf of our agency and the Commissioners of the Arkansas Lottery Commission, please accept the attached monthly disclosure reports pursuant to §§ 23-115-206 and 23-115-302 for the month of January 2013. The report contains the following information:

1. Contracts Awarded
2. Debt Set-Off Collections
3. Retailer Losses
4. Breakdown of Lottery Sales per County
5. Total Number of Retailers
6. Total Lottery Revenue
7. Prize Disbursements
8. Operating Expenses
9. Net Assets
10. Administrative Expenses
11. Unclaimed Prize Report
12. Arkansas Lottery Commission Minority- and Female-owned Business Report
13. Arkansas Lottery Commission Vendor Minority- and Female-owned Business Report
14. Arkansas Lottery Commission Demographics
15. Internal Auditor Report
16. Instant Ticket Games Released

Please call me if you have any questions or need additional information.

Respectfully submitted,

A handwritten signature in black ink, appearing to read "Bishop Woosley".

Bishop Woosley
Director

Enclosures

cc: Mr. Ben Pickard, Chairman, Arkansas Lottery Commission



STATE OF ARKANSAS
ARKANSAS LOTTERY COMMISSION

Post Office Box 3238
Little Rock, Arkansas 72203-3238
Phone: (501) 683-2000
Fax: (501) 683-1878
<http://myarkansaslottery.com>

February 8, 2013

The Honorable Robert Thompson, Co-Chair
The Honorable Mark Perry, Co-Chair
Arkansas Lottery Commission Legislative Oversight Committee
One Capitol Mall, Room R-501
Little Rock, AR 72201

RE: Monthly Disclosure Reports

Gentlemen:

On behalf of our agency and the Commissioners of the Arkansas Lottery Commission, please accept the attached monthly disclosure reports pursuant to §§ 23-115-206 and 23-115-302 for the month of January 2013. The report contains the following information:

1. Contracts Awarded
2. Debt Set-Off Collections
3. Retailer Losses
4. Breakdown of Lottery Sales per County
5. Total Number of Retailers
6. Total Lottery Revenue
7. Prize Disbursements
8. Operating Expenses
9. Net Assets
10. Administrative Expenses
11. Unclaimed Prize Report
12. Arkansas Lottery Commission Minority- and Female-owned Business Report
13. Arkansas Lottery Commission Vendor Minority- and Female-owned Business Report
14. Arkansas Lottery Commission Demographics
15. Internal Auditor Report
16. Instant Ticket Games Released

Please call me if you have any questions or need additional information.

Respectfully submitted,

A handwritten signature in black ink, appearing to read "Bishop Woosley".

Bishop Woosley
Director

Enclosures

cc: Mr. Ben Pickard, Chairman, Arkansas Lottery Commission

**Arkansas Lottery Commission Term Contracts for Goods and Services
January 1 through January 31, 2013**

No term contracts were entered into by the Arkansas Lottery Commission during the month of January 2013.

**Arkansas Lottery Commission
Debt Set-Off / Retailer Losses
January 2013**

1. Debt Set-Off:

a.	Department of Finance and Administration	\$ 13,483.48
b.	Office of Child Support Enforcement - Child Support	<u>\$ 2,865.43</u>
	Total Debt Set-Off:	\$16,348.91

2. Retailer losses for period January 1 through January 31, 2013: None.

ARKANSAS LOTTERY COMMISSION
RETAIL SALES BY COUNTY
January 1 through January 31, 2013

COUNTY	ARKANSAS 50/50	CASH 3	CASH 4	DECADES OF DOLLARS	FAST PLAY	INSTANT SETTLEMENTS	MEGA MILLIONS	NATURAL STATE JACKPOT	POWERBALL	TOTAL SALES FOR COUNTY
ARKANSAS	\$95.00	\$6,705.50	\$6,999.50	\$2,374.00	\$4,003.00	\$455,340.00	\$10,457.00	\$10,915.00	\$25,068.00	\$521,957.00
ASHLEY	\$55.00	\$9,616.00	\$9,338.50	\$1,076.00	\$1,974.00	\$112,904.00	\$5,429.00	\$2,843.00	\$16,151.00	\$159,386.50
BAXTER	\$205.00	\$1,699.50	\$1,286.00	\$4,658.00	\$2,388.00	\$305,913.00	\$15,605.00	\$12,122.00	\$36,595.00	\$380,471.50
BENTON	\$685.00	\$4,436.50	\$2,332.00	\$8,612.00	\$2,152.00	\$731,941.00	\$51,493.00	\$18,178.00	\$137,337.00	\$957,166.50
BOONE	\$180.00	\$2,895.00	\$1,267.00	\$1,722.00	\$1,126.00	\$329,199.00	\$10,203.00	\$5,466.00	\$29,255.00	\$381,313.00
BRADLEY	\$30.00	\$914.00	\$457.50	\$764.00	\$546.00	\$119,378.00	\$3,246.00	\$2,918.00	\$7,044.00	\$135,297.50
CALHOUN	\$10.00	\$1,012.00	\$456.00	\$390.00	\$123.00	\$33,600.00	\$1,151.00	\$817.00	\$2,833.00	\$40,392.00
CARROLL	\$95.00	\$570.00	\$830.50	\$1,306.00	\$464.00	\$233,203.00	\$7,013.00	\$3,552.00	\$18,605.00	\$265,638.50
CHICOT	\$300.00	\$5,441.00	\$3,515.50	\$2,898.00	\$191.00	\$144,447.00	\$17,533.00	\$5,364.00	\$48,990.00	\$228,679.50
CLARK	\$85.00	\$2,696.50	\$1,239.00	\$1,398.00	\$2,394.00	\$259,277.00	\$7,449.00	\$5,081.00	\$19,976.00	\$299,595.50
CLAY	\$30.00	\$311.00	\$109.00	\$600.00	\$376.00	\$81,752.00	\$1,928.00	\$909.00	\$5,473.00	\$91,488.00
CLEBURNE	\$155.00	\$1,327.00	\$237.00	\$2,634.00	\$840.00	\$261,516.00	\$13,134.00	\$11,247.00	\$28,524.00	\$319,614.00
CLEVELAND	\$5.00	\$249.50	\$277.50	\$288.00	\$86.00	\$41,700.00	\$1,717.00	\$1,154.00	\$4,914.00	\$50,391.00
COLUMBIA	\$55.00	\$11,025.00	\$7,037.00	\$1,316.00	\$1,561.00	\$196,770.00	\$5,109.00	\$4,427.00	\$14,863.00	\$242,163.00
CONWAY	\$220.00	\$6,331.00	\$1,975.00	\$2,508.00	\$2,089.00	\$331,526.00	\$11,637.00	\$7,766.00	\$27,441.00	\$391,493.00
CRAIGHEAD	\$420.00	\$8,441.00	\$4,926.00	\$4,698.00	\$3,771.00	\$995,510.00	\$28,114.00	\$17,130.00	\$80,332.00	\$1,143,342.00
CRAWFORD	\$325.00	\$2,098.00	\$662.50	\$2,912.00	\$2,038.00	\$302,048.00	\$19,304.00	\$12,493.00	\$52,013.00	\$393,893.50
CRITTENDEN	\$275.00	\$12,370.50	\$9,796.00	\$4,820.00	\$1,084.00	\$445,876.00	\$26,555.00	\$9,563.00	\$75,717.00	\$586,056.50
CROSS	\$155.00	\$1,929.50	\$1,583.00	\$1,098.00	\$1,200.00	\$174,165.00	\$5,233.00	\$3,516.00	\$14,313.00	\$203,192.50
DALLAS	\$40.00	\$1,468.50	\$859.50	\$688.00	\$1,146.00	\$118,255.00	\$3,517.00	\$3,467.00	\$8,102.00	\$137,543.00
DESHA	\$65.00	\$1,361.00	\$678.50	\$788.00	\$476.00	\$142,624.00	\$5,466.00	\$4,850.00	\$14,426.00	\$170,734.50
DREW	\$150.00	\$793.50	\$714.50	\$1,376.00	\$278.00	\$152,284.00	\$5,559.00	\$3,879.00	\$15,705.00	\$180,739.00
FAULKNER	\$900.00	\$8,622.50	\$4,032.50	\$7,960.00	\$2,656.00	\$1,025,300.00	\$44,596.00	\$29,266.00	\$100,683.00	\$1,224,016.00
FRANKLIN	\$105.00	\$695.00	\$152.50	\$986.00	\$2,996.00	\$139,987.00	\$6,867.00	\$4,111.00	\$17,463.00	\$173,362.50
FULTON	\$25.00	\$229.50	\$60.50	\$344.00	\$63.00	\$47,306.00	\$2,287.00	\$1,247.00	\$5,488.00	\$57,050.00
GARLAND	\$800.00	\$7,467.00	\$3,666.50	\$11,754.00	\$4,803.00	\$705,565.00	\$51,496.00	\$36,736.00	\$115,862.00	\$938,149.50
GRANT	\$110.00	\$502.50	\$115.00	\$1,164.00	\$930.00	\$135,544.00	\$7,186.00	\$5,062.00	\$15,380.00	\$165,993.50
GREENE	\$360.00	\$1,456.00	\$841.50	\$1,704.00	\$1,448.00	\$472,559.00	\$12,812.00	\$7,371.00	\$34,159.00	\$532,710.50
HEMPSTEAD	\$85.00	\$23,231.00	\$9,151.00	\$872.00	\$1,480.00	\$303,241.00	\$7,717.00	\$4,239.00	\$17,787.00	\$367,803.00
HOT SPRING	\$135.00	\$1,857.00	\$1,005.00	\$2,262.00	\$489.00	\$257,377.00	\$10,086.00	\$9,531.00	\$23,983.00	\$306,725.00

ARKANSAS LOTTERY COMMISSION
RETAIL SALES BY COUNTY
January 1 through January 31, 2013

COUNTY	ARKANSAS 50/50	CASH 3	CASH 4	DECADES OF DOLLARS	FAST PLAY	INSTANT SETTLEMENTS	MEGA MILLIONS	NATURAL STATE JACKPOT	POWERBALL	TOTAL SALES FOR COUNTY
HOWARD	\$235.00	\$17,555.50	\$5,604.50	\$768.00	\$2,161.00	\$134,449.00	\$4,598.00	\$2,763.00	\$10,129.00	\$178,263.00
INDEPENDENCE	\$405.00	\$4,134.50	\$1,489.00	\$3,372.00	\$2,501.00	\$583,304.00	\$15,632.00	\$11,376.00	\$37,071.00	\$659,284.50
IZARD	\$30.00	\$448.50	\$163.50	\$782.00	\$497.00	\$73,817.00	\$3,607.00	\$2,199.00	\$7,799.00	\$89,343.00
JACKSON	\$110.00	\$8,841.50	\$5,612.50	\$2,102.00	\$2,980.00	\$307,076.00	\$8,759.00	\$8,313.00	\$21,546.00	\$365,340.00
JEFFERSON	\$440.00	\$33,774.00	\$26,086.50	\$9,850.00	\$4,624.00	\$1,123,649.00	\$41,589.00	\$46,630.00	\$91,899.00	\$1,378,541.50
JOHNSON	\$215.00	\$505.50	\$545.00	\$966.00	\$474.00	\$193,896.00	\$9,171.00	\$5,038.00	\$19,681.00	\$230,491.50
LAFAYETTE	\$5.00	\$2,953.00	\$1,228.50	\$352.00	\$1,094.00	\$50,400.00	\$1,288.00	\$834.00	\$3,555.00	\$61,709.50
LAWRENCE	\$185.00	\$1,211.00	\$166.00	\$740.00	\$628.00	\$191,719.00	\$3,297.00	\$2,083.00	\$8,747.00	\$208,776.00
LEE	\$15.00	\$2,338.00	\$2,170.50	\$250.00	\$217.00	\$80,400.00	\$1,616.00	\$891.00	\$4,561.00	\$92,458.50
LINCOLN	\$20.00	\$374.00	\$87.50	\$404.00	\$163.00	\$86,164.00	\$2,767.00	\$2,977.00	\$7,045.00	\$100,001.50
LITTLE RIVER	\$30.00	\$3,500.00	\$1,698.50	\$746.00	\$1,076.00	\$97,414.00	\$3,096.00	\$1,858.00	\$7,687.00	\$117,105.50
LOGAN	\$130.00	\$761.50	\$197.50	\$1,344.00	\$1,115.00	\$208,010.00	\$7,159.00	\$5,220.00	\$17,933.00	\$241,870.00
LONOKE	\$580.00	\$6,775.50	\$2,831.00	\$6,796.00	\$4,368.00	\$880,698.00	\$31,612.00	\$21,972.00	\$79,038.00	\$1,034,670.50
MADISON	\$45.00	\$56.00	\$10.00	\$394.00	\$1,171.00	\$44,625.00	\$2,804.00	\$1,442.00	\$6,230.00	\$56,777.00
MARION	\$65.00	\$1,321.50	\$654.50	\$1,838.00	\$710.00	\$141,922.00	\$5,076.00	\$4,572.00	\$15,528.00	\$171,687.00
MILLER	\$85.00	\$22,073.50	\$6,970.50	\$1,896.00	\$939.00	\$360,493.00	\$11,564.00	\$4,614.00	\$24,787.00	\$433,422.00
MISSISSIPPI	\$220.00	\$36,280.00	\$15,831.00	\$2,120.00	\$1,883.00	\$458,336.00	\$11,550.00	\$5,436.00	\$31,309.00	\$562,965.00
MONROE	\$35.00	\$3,768.00	\$1,490.50	\$682.00	\$445.00	\$104,875.00	\$4,510.00	\$2,752.00	\$11,177.00	\$129,734.50
MONTGOMERY	\$10.00	\$1.50	\$10.50	\$270.00	\$315.00	\$14,094.00	\$1,615.00	\$874.00	\$3,247.00	\$20,437.00
NEVADA	\$30.00	\$2,855.00	\$626.50	\$818.00	\$1,407.00	\$196,070.00	\$4,077.00	\$2,397.00	\$9,823.00	\$218,103.50
NEWTON	\$15.00	\$114.00	\$27.50	\$306.00	\$243.00	\$45,085.00	\$1,037.00	\$513.00	\$2,667.00	\$50,007.50
OUACHITA	\$135.00	\$7,211.00	\$4,448.50	\$1,872.00	\$6,868.00	\$398,500.00	\$9,235.00	\$8,266.00	\$22,071.00	\$458,606.50
PERRY	\$50.00	\$596.50	\$230.50	\$534.00	\$227.00	\$61,200.00	\$3,456.00	\$2,419.00	\$7,515.00	\$76,228.00
PHILLIPS	\$70.00	\$6,232.00	\$3,773.50	\$1,150.00	\$837.00	\$183,902.00	\$9,924.00	\$2,673.00	\$25,429.00	\$233,990.50
PIKE	\$175.00	\$103.00	\$88.50	\$632.00	\$634.00	\$93,162.00	\$4,000.00	\$3,675.00	\$9,011.00	\$111,480.50
POINSETT	\$145.00	\$3,916.00	\$1,482.50	\$862.00	\$3,177.00	\$388,987.00	\$7,420.00	\$5,585.00	\$21,784.00	\$433,358.50
POLK	\$50.00	\$659.00	\$25.50	\$1,356.00	\$906.00	\$114,010.00	\$6,765.00	\$4,183.00	\$16,297.00	\$144,251.50
POPE	\$645.00	\$4,444.00	\$1,880.50	\$5,898.00	\$4,553.00	\$687,255.00	\$26,025.00	\$18,429.00	\$63,658.00	\$812,787.50
PRAIRIE	\$90.00	\$2,707.00	\$789.00	\$902.00	\$289.00	\$133,769.00	\$3,935.00	\$3,128.00	\$11,063.00	\$156,672.00
PULASKI	\$2,835.00	\$89,061.00	\$60,157.00	\$47,836.00	\$20,504.00	\$5,023,853.00	\$217,571.00	\$155,919.00	\$501,068.00	\$6,118,804.00
RANDOLPH	\$45.00	\$70.00	\$160.00	\$1,202.00	\$311.00	\$148,112.00	\$3,588.00	\$3,163.00	\$10,568.00	\$167,219.00

ARKANSAS LOTTERY COMMISSION
RETAIL SALES BY COUNTY
January 1 through January 31, 2013

COUNTY	ARKANSAS 50/50	CASH 3	CASH 4	DECADES OF DOLLARS	FAST PLAY	INSTANT SETTLEMENTS	MEGA MILLIONS	NATURAL STATE JACKPOT	POWERBALL	TOTAL SALES FOR COUNTY
SAINT FRANCIS	\$65.00	\$7,754.50	\$4,842.50	\$860.00	\$818.00	\$200,378.00	\$8,231.00	\$4,428.00	\$22,615.00	\$249,992.00
SALINE	\$655.00	\$8,597.00	\$3,147.50	\$9,920.00	\$9,514.00	\$1,002,356.00	\$45,780.00	\$29,899.00	\$109,835.00	\$1,219,703.50
SCOTT	\$60.00	\$210.00	\$35.00	\$258.00	\$592.00	\$107,422.00	\$3,279.00	\$1,759.00	\$8,788.00	\$122,403.00
SEARCY	\$40.00	\$1,580.50	\$217.00	\$628.00	\$954.00	\$94,941.00	\$2,668.00	\$1,824.00	\$6,309.00	\$109,161.50
SEBASTIAN	\$970.00	\$20,472.00	\$3,574.50	\$6,974.00	\$3,602.00	\$640,799.00	\$47,638.00	\$28,217.00	\$119,998.00	\$872,244.50
SEVIER	\$90.00	\$4,688.00	\$669.00	\$434.00	\$1,649.00	\$123,510.00	\$5,176.00	\$2,608.00	\$12,805.00	\$151,629.00
SHARP	\$210.00	\$541.50	\$200.50	\$1,072.00	\$443.00	\$171,501.00	\$5,700.00	\$3,261.00	\$12,654.00	\$195,583.00
STONE	\$115.00	\$1,010.00	\$184.00	\$1,100.00	\$581.00	\$68,611.00	\$3,424.00	\$3,266.00	\$8,893.00	\$87,184.00
UNION	\$240.00	\$38,684.00	\$20,714.50	\$2,536.00	\$3,891.00	\$523,197.00	\$15,228.00	\$6,940.00	\$40,503.00	\$651,933.50
VAN BUREN	\$90.00	\$1,252.50	\$488.50	\$1,436.00	\$499.00	\$121,482.00	\$5,808.00	\$3,982.00	\$14,302.00	\$149,340.00
WASHINGTON	\$820.00	\$10,967.50	\$5,163.00	\$9,536.00	\$4,761.00	\$1,203,314.00	\$64,720.00	\$25,613.00	\$165,055.00	\$1,489,949.50
WHITE	\$450.00	\$3,378.50	\$2,205.00	\$4,552.00	\$2,936.00	\$994,142.00	\$25,702.00	\$20,309.00	\$61,931.00	\$1,115,605.50
WOODRUFF	\$5.00	\$2,316.00	\$333.00	\$440.00	\$54.00	\$113,100.00	\$2,847.00	\$2,550.00	\$7,366.00	\$129,011.00
YELL	\$140.00	\$542.50	\$164.50	\$1,396.00	\$1,223.00	\$148,609.00	\$7,203.00	\$4,109.00	\$15,139.00	\$178,526.00

GRAND TOTALS	*Arkansas 50/50	*Cash 3	*Cash 4	*Decades of Dollars	*Fast Play	*Instant	*Mega Millions	*Natural State Jackpot	*Powerball	*Totals
	\$17,250.00	\$494,388.00	\$264,077.00	\$216,152.00	\$144,005.00	\$27,178,715.00	\$1,111,646.00	\$726,179.00	\$2,730,598.00	\$32,883,010.00

*Estimates

**Arkansas Lottery Commission
Total Number of Active Retailers
January 2013**

There were 1,873 active retailers as of January 31, 2013.

Arkansas Lottery Commission
Statement of Net Position
January 31, 2013

ASSETS

Current assets:

Cash and Cash Equivalents	\$ 3,999,183.85
Restricted Assets:	
Cash and cash equivalents	59,893,060.08
Accounts receivable	10,320,176.03
Prepaid items	<u>46,450.28</u>
 Total current assets	 <u>74,258,870.24</u>

Noncurrent assets:

Restricted assets:	
Cash and cash equivalents	20,067,703.57
Deposits with Multi-State Lottery Asso.	1,692,192.57
Capital assets:	
Equipment	526,664.88
Leasehold Improvements	498,416.68
Less accumulated depreciation	<u>(590,810.59)</u>
 Total noncurrent assets	 <u>22,194,167.11</u>
 Total assets	 <u>\$ 96,453,037.35</u>

LIABILITIES

Current liabilities:

Accounts payable	\$ 615,009.53
Prizes payable	16,012,484.84
Accrued and other liabilities	1,213,910.48
Due to other funds	802,729.30
Due to ADHE	55,372,719.46
Compensated absences	<u>219,538.99</u>
 Total current liabilities	 <u>74,236,392.60</u>

Long-Term liabilities:

Net OPEB Obligation	<u>727,279.68</u>
 Total liabilities	 <u>74,963,672.28</u>

Deferred inflows:

Deferred revenue	<u>370,794.82</u>
------------------	-------------------

NET POSITION

Net position:

Invested in capital assets	434,270.97
Restricted:	
Scholarship shortfall fund	20,000,000.00
Retailer fidelity fund	67,703.57
Deposits with Multi-State Lottery Asso.	1,692,192.57
Unclaimed Prize Fund	4,520,340.62
Unrestricted	<u>(5,595,937.48)</u>
 Total net position	 <u>21,118,570.25</u>
 Total liabilities, deferred inflows & net position	 <u>\$ 96,453,037.35</u>

Arkansas Lottery Commission
Statement of Revenue, Expenses, and Changes in Net Position
For the Seven Months Ended January 31, 2013

	Current month	Year to date
Operating revenues:		
Instant ticket sales	\$ 26,727,194.00	\$ 191,875,928.00
Online ticket sales	5,734,419.00	46,483,701.50
Retailer application, fidelity and service fees	41,888.13	333,342.57
Other revenue	<u>100.00</u>	<u>2,212.59</u>
 Total operating revenues	 <u>32,503,601.13</u>	 <u>238,695,184.66</u>
 Operating expenses:		
Instant game prizes	18,201,401.54	133,119,151.39
Online game prizes	2,738,491.03	22,765,327.42
Retailer commissions	1,807,664.84	13,318,190.72
Gaming contract costs	1,639,025.07	11,897,862.93
Compensation and benefits	473,225.96	3,230,475.42
Marketing, advertising and promotions	346,134.23	2,059,997.14
General and administrative expenses	103,975.25	807,476.29
Services provided by ADHE	110,000.00	770,000.00
Services provided by Legislative Audit Agency		138,880.00
Legal and professional services	6,865.69	14,497.97
Depreciation	<u>15,179.89</u>	<u>106,259.23</u>
 Total operating expenses	 <u>25,441,963.50</u>	 <u>188,228,118.51</u>
 Operating income	 7,061,637.63	 50,467,066.15
 Nonoperating revenue (expense):		
Interest income	36,830.19	212,857.55
Other Non Operating Income		
 Income before transfers	 7,098,467.82	 50,679,923.70
 Transfers to:		
Trust Account for ADHE	(6,538,953.09)	(47,060,759.59)
Arkansas Department of Human Services	(200,000.00)	(200,000.00)
 Transfers from:		
Transfers from ADHE		<u>0.00</u>
 Change in net position	 <u>\$ 359,514.73</u>	 3,419,164.11
 Total net position - beginning		<u>17,699,406.14</u>
Total net position - ending		<u>\$ 21,118,570.25</u>

Arkansas Lottery Commission
Statement of Revenue, Expenses, and Changes in Net Position
For the Seven Months Ended January 31, 2013

	CM Actual	%	CM Budget	%	CM Variance	YTD Actual	%	YTD Budget	%	YTD Variance
Operating Revenues										
Instant Games	\$26,727,194.00	82.23	\$32,294,700.00	78.81	\$(5,567,506.00)	\$191,875,928.00	80.39	\$ 217,284,800.00	81.84	\$ (25,408,872.00)
OnLine Games	5,734,419.00	17.64	8,641,700.00	21.09	(2,907,281.00)	46,483,701.50	19.47	47,894,500.00	18.04	(1,410,798.50)
Retailer application, fidelity	41,888.13	0.13	42,800.00	0.10	(911.87)	333,342.57	0.14	308,400.00	0.12	24,942.57
Other Revenue	<u>100.00</u>	0.00	<u>400.00</u>	0.00	<u>(300.00)</u>	<u>2,212.59</u>	0.00	<u>2,900.00</u>	0.00	<u>(687.41)</u>
Total Operating Revenues	<u>32,503,601.13</u>	100.00	<u>40,979,600.00</u>	100.00	<u>(8,475,998.87)</u>	<u>238,695,184.66</u>	100.00	<u>265,490,600.00</u>	100.00	<u>(26,795,415.34)</u>
Operating Expenses										
Instant Game Prizes	18,201,401.54	56.00	22,365,736.00	54.58	(4,164,334.46)	133,119,151.39	55.77	150,505,853.94	56.69	(17,386,702.55)
On-Line Game Prizes	2,738,491.03	8.43	4,344,564.00	10.60	(1,606,072.97)	22,765,327.42	9.54	24,108,246.06	9.08	(1,342,918.64)
Retailer Commissions	1,807,664.84	5.56	2,311,000.00	5.64	(503,335.16)	13,318,190.72	5.58	14,979,100.00	5.64	(1,660,909.28)
Gaming Contract Costs	1,639,025.07	5.04	2,263,400.00	5.52	(624,374.93)	11,897,862.93	4.98	13,737,300.00	5.17	(1,839,437.07)
Staff Compensation & Benefits	473,225.96	1.46	492,294.00	1.20	(19,068.04)	3,230,475.42	1.35	3,424,552.00	1.29	(194,076.58)
Marketing, Advertising & Promo	346,134.23	1.06	293,262.00	0.72	52,872.23	2,059,997.14	0.86	2,334,552.00	0.88	(274,554.86)
General and administrative ex	103,975.25	0.32	107,040.00	0.26	(3,064.75)	807,476.29	0.34	764,040.00	0.29	43,436.29
Services Provided by Other Age	110,000.00	0.34	129,200.00	0.32	(19,200.00)	908,880.00	0.38	904,200.00	0.34	4,680.00
Legal and Professional Service	6,865.69	0.02	7,900.00	0.02	(1,034.31)	14,497.97	0.01	55,400.00	0.02	(40,902.03)
Capital asset depreciation	<u>15,179.89</u>	0.05	<u>16,667.00</u>	0.04	<u>(1,487.11)</u>	<u>106,259.23</u>	0.04	<u>116,667.00</u>	0.04	<u>(10,407.77)</u>
Total Operating Expenses	<u>25,441,963.50</u>	78.27	<u>32,331,063.00</u>	78.90	<u>(6,889,099.50)</u>	<u>188,228,118.51</u>	78.86	<u>210,929,911.00</u>	79.45	<u>(22,701,792.49)</u>
Operating Income	7,061,637.63	21.73	8,648,537.00	21.10	(1,586,899.37)	50,467,066.15	21.14	54,560,689.00	20.55	(4,093,622.85)
Non-Operating Revenue (Expense)										
Interest Income	<u>36,830.19</u>	0.11	<u>26,600.00</u>	0.06	<u>10,230.19</u>	<u>212,857.55</u>	0.09	<u>186,600.00</u>	0.07	<u>26,257.55</u>
Income before transfers	<u><u>7,098,467.82</u></u>	21.84	<u><u>\$ 8,675,137.00</u></u>	21.17	<u><u>\$(1,576,669.18)</u></u>	<u><u>\$ 50,679,923.70</u></u>	21.23	<u><u>\$54,747,289.00</u></u>	20.62	<u><u>\$ (4,067,365.30)</u></u>

Arkansas Scholarship Commission
Net Proceeds Transfer to Ed Trust Computation
Modified Cash Basis
For the Seven Months Ended January 31, 2013

	Year to date
Operating revenues:	
Instant ticket SETTLEMENTS	\$ 191,980,192.00
Online ticket sales	46,483,701.50
A/R write-offs	
Retailer application, fidelity and service fees	333,342.57
Other revenue	2,212.59
	238,799,448.66
Operating expenses:	
Instant game prizes SETTLEMENTS	133,201,640.01
Online game prizes	22,765,327.42
Retailer commissions	13,318,190.72
Gaming contract costs	11,897,862.93
Compensation and benefits	3,230,475.42
Marketing, advertising and promotions	2,059,997.14
General and administrative expenses	807,476.29
Services provided by ADHE	770,000.00
Services provided by Legislative Audit Agency	138,880.00
Legal and professional services	14,497.97
Current year Capital Asset cost	0.00
Total operating expenses	188,204,347.90
Change in net proceeds from operations	50,595,100.76
Nonoperating revenue (expense):	
Interest Income	212,857.55
Other Non Operating Income	
EDUCATION TRUST FUNDING-Current Year	(40,521,806.50)
Less Act 1180 Unclaimed Prizes	(3,520,340.62)
Less Transfer to ADHS	(200,000.00)
Less Current year Fidelity Fund fees	(18,471.30) restricted fund
Less Current year MUSL Reserves additions	(8,386.80) see 23-115-103(17) and (19)(A)&(B)

NET PROCEEDS EARNED-Current Month **\$ 6,538,953.09**

	Transfer	Interest	Total
Totals	\$ 54,632,572.31	\$ 740,147.15	\$ 55,372,719.46
July 2011 funding - 8/12/11	\$ 7,124,686.65	\$ 28,216.33	\$ 7,152,902.98
ADHE Refund for excess funding 8/1/11	\$ 12,430,211.12		\$ 12,430,211.12
June 2011 Audit Adjustments funding - 8/3/11	\$ 60,972.09		\$ 60,972.09
August transfer to ADHE 8/4/11	\$ (60,000,000.00)		\$ (60,000,000.00)
August 2011 funding - 9/14/11	\$ 7,531,880.34	\$ 11,673.25	\$ 7,543,553.59
September 2011 funding - 10/14/11	\$ 6,961,428.55	\$ 11,751.16	\$ 6,973,179.71
October transfer to ADHE 10/13/11	\$ (10,000,000.00)		\$ (10,000,000.00)
June 2011 Audit Adjustments funding - 11/15/11	\$ (102,990.22)		\$ (102,990.22)
October 2011 funding - 11/15/11	\$ 8,121,007.71	\$ 12,698.12	\$ 8,133,705.83
November 2011 funding - 12/15/11	\$ 7,980,208.54	\$ 13,917.97	\$ 7,994,126.51
December 2011 funding - 01/15/12	\$ 7,870,103.23	\$ 18,175.91	\$ 7,888,279.14
January 2012 funding - 02/15/12	\$ 5,500,806.07	\$ 21,940.75	\$ 5,522,746.82
February transfer to ADHE 2/2/12	\$ (45,000,000.00)		\$ (45,000,000.00)
February 2012 funding - 03/15/12	\$ 9,724,929.68	\$ 4,663.90	\$ 9,729,593.58
March 2012 funding - 04/15/12	\$ 12,820,077.29	\$ 7,295.76	\$ 12,827,373.05
April 2012 funding - 05/15/12	\$ 7,053,021.89	\$ 13,165.87	\$ 7,066,187.76
May 2012 funding - 06/15/12	\$ 7,553,944.47	\$ 17,709.57	\$ 7,571,654.04
June 2012 funding - 7/15/12	\$ 9,158,895.89	\$ 20,328.76	\$ 9,179,224.65
July 2012 funding - 8/15/12	\$ 4,727,442.68	\$ 25,058.83	\$ 4,752,501.51
ADHE Refund for excess funding 8/7/12	\$ 6,342,312.00		\$ 6,342,312.00
August transfer to ADHE 8/10/12	\$ (55,000,000.00)		\$ (55,000,000.00)
June 2012 Audit Adjustments funding - 9/15/12	\$ (72,247.92)		\$ (72,247.92)
August 2012 funding - 9/15/12	\$ 7,181,223.09	\$ 12,062.84	\$ 7,193,285.93
September 2012 funding - 10/15/12	\$ 6,576,892.46	\$ 8,064.30	\$ 6,584,956.76
October 2012 funding - 11/15/12	\$ 6,621,349.77	\$ 11,516.26	\$ 6,632,866.03
November 2012 funding - 12/15/12	\$ 8,429,441.15	\$ 14,494.44	\$ 8,443,935.59
December 2012 funding - 1/15/13	\$ 6,895,999.32	\$ 18,261.36	\$ 6,914,260.68
January 2013 funding - 2/15/13	\$ 6,516,869.09	\$ 22,084.00	\$ 6,538,953.09

Arkansas Lottery Commission
Unclaimed Prizes
January 31, 2013

	Monthly	Year to Date
1. Unclaimed lottery prize money:	\$ 997,934.58	\$3,678,725.62
2. Expenditures from unclaimed lottery prize money:	0.00	158,385.00
3. Reserved for future prizes, promotions or reserves:	\$ 997 934.58	\$3,520,340.62
4. Deposits to net lottery proceeds from unclaimed Lottery prize money:	\$0.00	\$0.00

ARKANSAS LOTTERY COMMISSION MINORITY- AND FEMALE-OWNED DIVERSITY COMPLIANCE REPORT

January 1 through January 31, 2013

Vendors	Goods or Services	Diversity Classification	January 2013	FY 2013 Total
BSW Advertising	Advertising/Public Relations	Minority-owned		\$4,293.89
Goddess Products	Office Furniture/Supplies	Minority-owned	\$1,993.49	\$3,742.59
Northeast Arkansas Cleaning Service	Janitorial Services	Female-owned	\$569.63	\$3,146.51
Party Prints	Advertising/Public Relations	Minority/Female-owned	\$3,189.90	\$5,737.48
Ride N Shine Detail	Auto Detail & Cosmetic Repair	Minority-owned		\$151.91
SHI International Corporation	Computer Software	Female-owned		\$7,236.60
Trivia Marketing	Advertising/Public Relations	Female-owned		\$96.68
Totals			\$5,753.02	\$24,405.66

INTRALOT MINORITY- AND FEMALE-OWNED DIVERSITY COMPLIANCE REPORT

January 1 through January 31, 2013

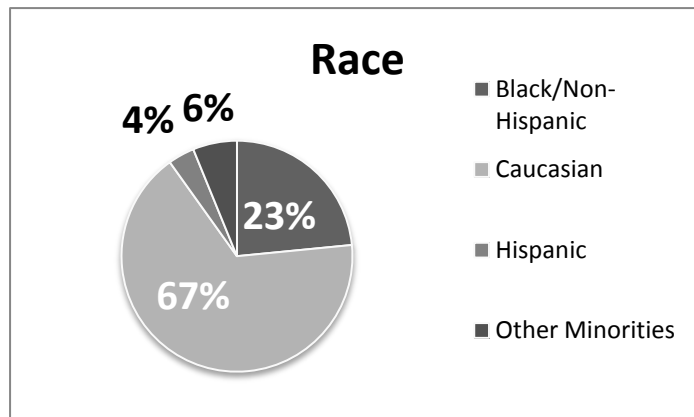
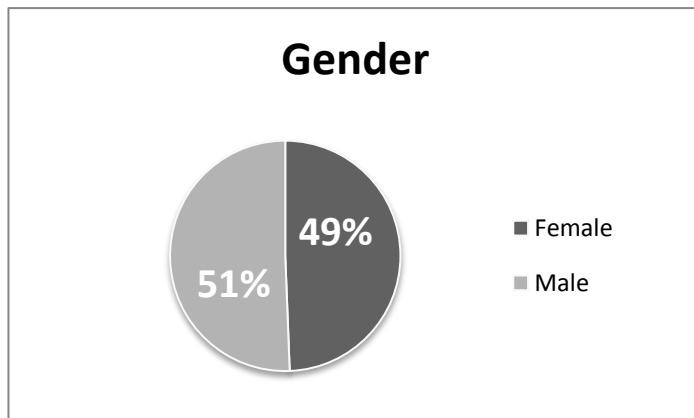
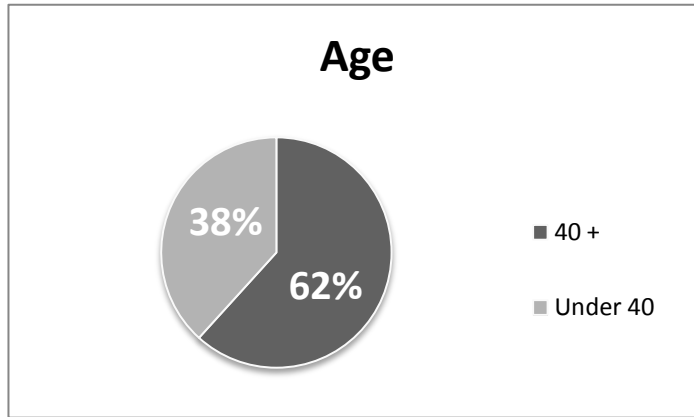
Vendors	Goods or Services	Diversity Classification	January 2013	FY 2013 Total
Goddess Products	Office Furniture/Supplies	Minority-owned	\$399.07	\$858.65
J Kelly Referrals and Information Services	Call Center/Information Services	Minority-owned	\$12,241.92	\$95,921.94
Totals			12,640.99	\$96,780.59

SCIENTIFIC GAMES MINORITY- AND FEMALE-OWNED DIVERSITY COMPLIANCE REPORT

January 1 through January 31, 2013

Vendors	Goods or Services	Diversity Classification	January 2013	FY 2013 Total
Central Copiers	Office Supplies/Equipment	Female-owned		\$572.40
Expedited Transportation Service	Transportation Services	Female-owned	\$29,529.48	\$95,174.34
Mr. Klean Carpet and Janitorial Service	Janitorial Services	Minority-owned		\$2,088.10
Premier Staffing	Staffing Services	Female-owned		\$823.44
Totals			\$29,529.48	\$98,658.28

**Arkansas Lottery Commission
Demographics – January 2013**



Total Number of Employees as of January 31, 2013: 81

Gender:

Females – 40
Males – 41

Age:

Under 40 – 31
40 + – 50

Race:

Black/Non-Hispanic – 19
Female – 13
Male - 6

Caucasian – 54
Female - 23
Male - 31

Hispanic – 3
Female - 2
Male - 1

Other – 5
Female - 2
Male - 3

**Arkansas Lottery Commission – Internal Audit
Arkansas Lottery Commission Legislative Oversight Committee Monthly Report
February 10, 2013**

No issues or problems have been reported to the Arkansas Lottery Commission since the previous report submitted to the Arkansas Lottery Commission Legislative Oversight Committee on January 10, 2013.

Arkansas Lottery Commission
Instant & Fast Play Games
January 2013

Sales for the following instant games began January 8, 2013. No ending dates have been determined for these games.

\$1 Pac-Man™¹

\$2 Tattoo Doubler

\$3 Emerald Riches

\$10 \$250,000 Taxes Paid

¹Pac-Man™ is a licensed property game. There are no additional costs for this game.

Sales for the following instant game began January 29, 2013. No ending date has been determined for this game.

\$20 Arkansas \$2,000,000 Gold Rush²

²There is a total cost of two-hundred and thirty-five thousand, five hundred and ninety-two dollars (\$235,592) for trips and merchandise prizes. *Note:* As part of this game the Arkansas Lottery Commission will utilize the merchandise credit in the amount of \$200,000 from Scientific Games International, Inc. (SGI), for out of game merchandise as outlined in the First Amendment of the Agreement for Contractual Services for Instant Ticket Lottery Game Services.

No new Fast Play games were introduced in January 2013.