



STATE OF ARKANSAS
**Department of Finance
and Administration**

OFFICE OF THE ARKANSAS LOTTERY

Post Office Box 3238
Little Rock, Arkansas 72203-3238
Phone: (501) 683-2000
Fax: (501) 683-1878
<http://myarkansaslottery.com>

October 10, 2024

The Honorable Sarah Huckabee Sanders
Governor of Arkansas
State Capitol
Little Rock, AR 72201

RE: Monthly Disclosure Report

Dear Governor Sanders:

On behalf of the Arkansas Department of Finance and Administration and the Office of the Arkansas Lottery, pursuant to A.C.A. § 23-115-206 and 23-115-302, please accept the attached disclosure reports for the month of September 2024. The report contains the following:

1. Net Position
2. Revenues and Expenses
3. Lottery Scholarship Trust Account
4. Unclaimed Prizes Report
5. Retailer Losses
6. Debt Set-Off/Taxes Withheld
7. Lottery Sales by County
8. Total Number of Retailers
9. Arkansas Department of Higher Education (ADHE)
10. Instant Ticket Games – Releases
11. Contracts
12. Internal Auditor Reports
13. Minority Report

Please contact me if you have any questions or need additional information.

Respectfully submitted,

A handwritten signature in blue ink that reads "Sharon Strong". The signature is fluid and cursive, with the first letters of the first and last names being capitalized and prominent.

Sharon Strong
Executive Director

cc: Jim Hudson, Secretary of the Department of Finance and Administration



STATE OF ARKANSAS
**Department of Finance
and Administration**

OFFICE OF THE ARKANSAS LOTTERY

Post Office Box 3238
Little Rock, Arkansas 72203-3238
Phone: (501) 683-2000
Fax: (501) 683-1878
<http://myarkansaslottery.com>

October 10, 2024

The Honorable Ronald Caldwell, Co-Chair
The Honorable Mindy McAlindon, Co-Chair
Lottery Oversight Subcommittee
One Capitol Mall, Room R-501
Little Rock, AR 72201

RE: Monthly Disclosure Report

Dear Senator Caldwell and Representative McAlindon:

On behalf of the Arkansas Department of Finance and Administration and the Office of the Arkansas Lottery, pursuant to A.C.A. § 23-115-206 and 23-115-302, please accept the attached disclosure reports for the month of September 2024. The report contains the following:

1. Net Position
2. Revenues and Expenses
3. Lottery Scholarship Trust Account
4. Unclaimed Prizes Report
5. Retailer Losses
6. Debt Set-Off/Taxes Withheld
7. Lottery Sales by County
8. Total Number of Retailers
9. Arkansas Department of Higher Education (ADHE)
10. Instant Ticket Games – Releases
11. Contracts
12. Internal Auditor Reports
13. Minority Report

Please contact me if you have any questions or need additional information.

Respectfully submitted,

Sharon Strong
Executive Director

cc: Jim Hudson, Secretary of the Department of Finance and Administration



Arkansas
Scholarship Lottery



NET POSITION

Arkansas Department of Finance and Administration
Office of the Arkansas Lottery
Statement of Net Position
September 30, 2024

ASSETS

Current assets:

Cash and cash equivalents	\$ 13,679,703.56
Restricted assets:	
Cash and cash equivalents	341,752,304.26
Accounts receivable	15,010,682.30
Prepaid items	116,736.34
Total current assets	<u>370,559,426.46</u>

Non-current assets:

Restricted assets:	
Cash and cash equivalents	20,533,551.13
Deposits with Multi-State Lottery Association	1,924,071.24
Capital assets, net	623,962.60
Total non-current assets	<u>23,081,584.97</u>

Total assets	<u>393,641,011.43</u>
--------------	-----------------------

Deferred outflows of resources:

Related to pension	1,870,807.78
Related to OPEB	649,285.42
Total deferred outflows of resources	<u>2,520,093.20</u>

Total assets and deferred outflows of resources	<u>\$ 396,161,104.63</u>
---	--------------------------

LIABILITIES

Current liabilities:

Accounts payable	\$ 62,429.96
Prizes payable	28,310,045.95
Accrued and other liabilities	8,409,596.43
Due to other funds of the State	1,440,625.45
Due to Lottery Scholarship Trust Account	336,638,669.39
Lease Obligation	270,765.08
Compensated absences	437,965.43
Other post employment benefits liability	99,509.08
Unearned revenue	298,391.47
Total current liabilities	<u>375,967,998.24</u>

Long-Term liabilities:

Other post employment benefits liability	2,628,941.25
Net pension liability	4,990,011.00
Lease Obligation	273,386.52
Total long-term liabilities	<u>7,892,338.77</u>

Total liabilities	<u>383,860,337.01</u>
-------------------	-----------------------

Deferred inflows of resources:

Related to pension	215,173.00
Related to OPEB	1,227,745.22
Total deferred inflows of resources	<u>1,442,918.22</u>

Total liabilities and deferred inflows of resources	<u>385,303,255.23</u>
---	-----------------------

NET POSITION

Net position:

Net investment in capital assets	74,724.50
Restricted for:	
Scholarship shortfall reserve	20,000,000.00
Retailer bond reserve	548,501.13
Deposits with Multi-State Lottery Association	1,924,071.24
Unclaimed prizes reserve	5,113,634.87
Unrestricted (deficit)	<u>(16,803,082.34)</u>

Total net position	<u>10,857,849.40</u>
--------------------	----------------------

Total liabilities, deferred inflows of resources and net position	<u>\$ 396,161,104.63</u>
---	--------------------------



Arkansas
Scholarship Lottery



REVENUES & EXPENSES

Arkansas Department of Finance and Administration
Office of the Arkansas Lottery
Statement of Revenues, Expenses and Change in Net Position
For the Three Months Ended September 30, 2024

	Current month	Year to date
Operating revenues:		
Instant ticket sales	\$ 36,075,138.00	\$ 116,287,119.00
Online ticket sales	9,534,358.50	29,290,658.50
Retailer application, fidelity, bond and service fees	83,803.80	186,407.66
Other revenue	<u>1,268.14</u>	<u>2,589.03</u>
 Total operating revenues	 <u>45,694,568.44</u>	 <u>145,766,774.19</u>
 Operating expenses:		
Instant game prizes	24,403,372.12	83,038,797.72
Online game prizes	5,159,912.65	16,002,624.30
Retailer commissions	2,585,981.44	8,240,432.27
Gaming contract costs	2,287,212.79	7,303,847.50
Compensation and benefits	461,963.49	1,468,175.08
Marketing, advertising and promotions	426,545.39	1,268,218.18
General and administrative expenses	66,191.73	235,383.87
Services provided by Arkansas Department of Education -		
Division of Higher Education	62,500.00	187,500.00
Services provided by Arkansas Legislative Audit	13,800.00	41,400.00
Amortization - GASB 87 Leases	22,652.64	67,957.93
Depreciation	<u>2,855.90</u>	<u>65,963.92</u>
 Total operating expenses	 <u>35,492,988.15</u>	 <u>117,920,300.77</u>
 Operating income (1)	 10,201,580.29	 27,846,473.42
 Non-operating revenue:		
Interest income	1,271,512.26	3,783,946.26
Other income/expense	<u>(732.95)</u>	<u>(2,291.40)</u>
 Income before transfers	 11,472,359.60	 31,628,128.28
 Transfers to:		
Lottery Scholarship Trust Account (2)	<u>(6,666,034.20)</u>	<u>(24,295,126.98)</u>
 Change in net position	 <u>\$ 4,806,325.40</u>	 7,333,001.30
 Total net position - beginning		<u>3,524,848.10</u>
Total net position - ending		<u>\$ 10,857,849.40</u>

1) Includes all GAAP related accounting items including unclaimed prizes.

2) Reflects adjustment of sales and prizes expense to a modified cash basis and does not include unclaimed prizes.

Arkansas Department of Finance and Administration
Office of the Arkansas Lottery
Statement of Revenues and Expenses Budget Comparisons
For the Three Months Ended September 30, 2024

	CM Actual	%	CM Budget	%	CM Variance	YTD Actual	%	YTD Budget	%	YTD Variance
Operating revenues:										
Instant games	\$ 36,075,138.00	78.95	\$ 35,500,000.00	81.03	\$ 575,138.00	\$ 116,287,119.00	79.78	\$ 113,500,000.00	82.01	\$ 2,787,119.00
Online games	9,534,358.50	20.87	8,235,000.00	18.80	1,299,358.50	29,290,658.50	20.09	24,705,000.00	17.85	4,585,658.50
Retailer fees	83,803.80	0.18	76,000.00	0.17	7,803.80	186,407.66	0.13	188,000.00	0.14	(1,592.34)
Other revenue	1,268.14	0.00	100.00	0.00	1,168.14	2,589.03	0.00	400.00	0.00	2,189.03
				0.00%						
Total operating revenues	45,694,568.44	100.00	43,811,100.00	100.00	1,883,468.44	145,766,774.19	100.00	138,393,400.00	100.00	7,373,374.19
Operating expenses:										
Instant game prizes	24,403,372.12	53.41	25,740,500.00	58.75	(1,337,127.88)	83,038,797.72	56.97	82,408,500.00	59.55	630,297.72
Online game prizes	5,159,912.65	11.29	4,485,500.00	10.24	674,412.65	16,002,624.30	10.98	13,456,500.00	9.72	2,546,124.30
Retailer commissions	2,585,981.44	5.66	2,473,000.00	5.64	112,981.44	8,240,432.27	5.65	7,811,000.00	5.64	429,432.27
Gaming contract costs	2,287,212.79	5.01	2,210,000.00	5.04	77,212.79	7,303,847.50	5.01	6,980,000.00	5.04	323,847.50
Compensation & benefits	461,963.49	1.01	511,000.00	1.17	(49,036.51)	1,468,175.08	1.01	1,606,000.00	1.16	(137,824.92)
Marketing, advertising & promotions	426,545.39	0.93	626,000.00	1.43	(199,454.61)	1,268,218.18	0.87	1,554,000.00	1.12	(285,781.82)
General and administrative expenses	66,191.73	0.14	132,600.00	0.30	(66,408.27)	235,383.87	0.16	356,800.00	0.26	(121,416.13)
Services provided by other agencies	76,300.00	0.17	84,400.00	0.19	(8,100.00)	228,900.00	0.16	253,200.00	0.18	(24,300.00)
Amortization - GASB 87 Leases	22,652.64	0.05	22,650.00	0.05	2.64	67,957.93	0.05	67,950.00	0.05	7.93
Depreciation	2,855.90	0.01	15,850.00	0.04	(12,994.10)	65,963.92	0.05	47,550.00	0.03	18,413.92
Total operating expenses	35,492,988.15	77.67	36,301,500.00	82.86	(808,511.85)	117,920,300.77	80.90	114,541,500.00	82.77	3,378,800.77
Operating income	10,201,580.29	22.33	7,509,600.00	17.14	2,691,980.29	27,846,473.42	19.10	23,851,900.00	17.23	3,994,573.42
Non-operating revenue:										
Interest income	1,271,512.26	2.78	850,000.00	1.94	421,512.26	3,783,946.26	2.60	2,725,000.00	1.97	1,058,946.26
Interest expense	(732.95)	(0.00)	(1,000.00)	(0.00)	267.05	(2,291.40)	(0.00)	(3,000.00)	(0.00)	708.60
Income before transfers	\$ 11,472,359.60	25.11	\$ 8,358,600.00	19.08	\$ 3,113,759.60	\$ 31,628,128.28	21.70	\$ 26,573,900.00	19.20	\$ 5,054,228.28

Arkansas Department of Finance and Administration
Office of the Arkansas Lottery
Statement of Revenues and Expenses - GAAP
For the Three Months Ended September 30, 2024 Compared to September 30, 2023

	Current Month September 30, 2024	% Sales	Current Month September 30, 2023	% Sales	Variance	Year to Date September 30, 2024	% Sales	Year to Date September 30, 2023	% Sales	Variance
Operating revenues:										
Instant ticket sales	\$ 36,075,138.00	78.9%	\$ 36,321,902.00	76.9%	\$ (246,764.00)	\$ 116,287,119.00	79.8%	\$ 115,516,344.00	73.7%	\$ 770,775.00
Online ticket sales	9,534,358.50	20.9%	10,846,674.50	23.0%	(1,312,316.00)	29,290,658.50	20.1%	41,066,326.00	26.2%	(11,775,667.50)
Retailer fees	83,803.80	0.2%	74,610.31	0.2%	9,193.49	186,407.66	0.1%	185,188.02	0.1%	1,219.64
Other revenue	1,268.14	0.0%	9.97	0.0%	1,258.17	2,589.03	0.0%	(1,545.84)	0.0%	4,134.87
										-
Total operating revenues	45,694,568.44	100.0%	47,243,196.78	100.0%	(1,548,628.34)	145,766,774.19	100.0%	156,766,312.18	100.0%	(10,999,537.99)
Operating expenses:										
Instant game prizes	24,403,372.12	53.4%	27,173,849.24	57.5%	(2,770,477.12)	83,038,797.72	57.0%	83,464,362.94	53.2%	(425,565.22)
Online game prizes	5,159,912.65	11.3%	5,855,159.01	12.4%	(695,246.36)	16,002,624.30	11.0%	21,369,893.53	13.6%	(5,367,269.23)
Retailer commissions	2,585,981.44	5.7%	2,696,461.30	5.7%	(110,479.86)	8,240,432.27	5.7%	8,817,775.48	5.6%	(577,343.21)
Gaming contract costs	2,287,212.79	5.0%	2,306,465.26	4.9%	(19,252.47)	7,303,847.50	5.0%	7,444,138.58	4.7%	(140,291.08)
Compensation and benefits	461,963.49	1.0%	478,899.98	1.0%	(16,936.49)	1,468,175.08	1.0%	1,419,404.97	0.9%	48,770.11
Marketing, advertising and promotions	426,545.39	0.9%	567,128.53	1.2%	(140,583.14)	1,268,218.18	0.9%	1,407,429.72	0.9%	(139,211.54)
General and administrative expenses	66,191.73	0.1%	101,808.34	0.2%	(35,616.61)	235,383.87	0.2%	266,278.83	0.2%	(30,894.96)
Services provided by ADE - Division of Higher Education	62,500.00	0.1%	100,000.00	0.2%	(37,500.00)	187,500.00	0.1%	300,000.00	0.2%	(112,500.00)
Services provided by Legislative Audit Agency	13,800.00	0.0%	13,400.00	0.0%	400.00	41,400.00	0.0%	40,200.00	0.0%	1,200.00
Amortization - GASB 87 Leases	22,652.64	0.0%	22,652.66	0.0%	(0.02)	67,957.93	0.0%	67,957.95	0.0%	(0.02)
Depreciation	2,855.90	0.0%	35,019.05	0.1%	(32,163.15)	65,963.92	0.0%	105,660.39	0.1%	(39,696.47)
					0.0%					
Total operating expenses	35,492,988.15	77.7%	39,350,843.37	83.3%	(3,857,855.22)	117,920,300.77	80.9%	124,703,102.39	79.5%	(6,782,801.62)
Operating income	10,201,580.29	22.3%	7,892,353.41	16.7%	2,309,226.88	27,846,473.42	19.1%	32,063,209.79	20.5%	(4,216,736.37)
Nonoperating revenue:										
Interest income	1,271,512.26	2.8%	992,790.39	2.1%	278,721.87	3,783,946.26	2.6%	1,481,273.09	0.9%	2,302,673.17
Other Non Operating Income	(732.95)	-0.2%	(1,100.62)	-0.2%	367.67	(2,291.40)	-0.2%	(3,392.04)	-0.2%	1,100.64
Income before transfers	\$ 11,472,359.60	25.1%	\$ 8,884,043.18	18.8%	\$ 2,588,316.42	\$ 31,628,128.28	21.7%	\$ 33,541,090.84	21.4%	\$ (1,912,962.56)
Net Proceeds (1)	<u>\$ 6,666,034.20</u>		<u>\$ 10,130,971.85</u>		<u>\$ (3,464,937.65)</u>	<u>\$ 24,295,126.98</u>		<u>\$ 30,300,180.58</u>		<u>\$ (6,005,053.60)</u>

Arkansas Department of Finance and Administration
Office of the Arkansas Lottery
Net Proceeds Computation to Transfer to Lottery Scholarship Trust
Modified Cash Basis
For the Three Months Ended September 30, 2024

	Year to date
Operating revenues:	
Instant ticket (Settlements)	\$ 116,292,839.00
Online ticket sales	29,290,658.50
Retailer application, fidelity and service fees	186,407.66
Other revenue	2,589.03
	<hr/>
Total operating revenues	145,772,494.19

Operating expenses:	
Instant game prizes (Settlements)	86,344,218.00
Online game prizes	16,002,624.30
Retailer commissions	8,240,432.27
Gaming contract costs	7,303,847.50
Compensation and benefits	1,468,175.08
Marketing, advertising and promotions	1,268,218.18
General and administrative expenses	235,383.87
Services provided by Arkansas Department of Education - Division of Higher Education	187,500.00
Services provided by Legislative Audit Agency	41,400.00
Amortization - GASB 87 Leases	67,957.93
Current year capital asset cost	
Total operating expenses	<hr/> 121,159,757.13
Change in net proceeds from operations	24,612,737.06

Non-operating revenue:	
Interest income	3,783,946.26
Other non-operating income	(2,291.40)
EDUCATION TRUST FUNDING-Current Year	(17,629,092.78)
Less Act 1180 Unclaimed Prizes	(4,113,634.87)
Less current year Bond Reserve Fees	(48,501.13) restricted reserves
Add Bond Funds in excess of \$500,000	see 23-115-603(a)(5)
Add back Write Off Retailer Bad Debt	
Less current year MUSL Reserves	62,871.06 see 23-115-103(17) and (19)(A)&(B)
Add OPEB expense in Comp and Benefits	0.00
	<hr/>

NET PROCEEDS EARNED-Current Month	\$ 6,666,034.20
-Year to Date	\$ 24,295,126.98
	<hr/> <hr/>

	Transfer	Interest	Total
Lottery Scholarship Trust Account	\$ 317,565,243.42	\$ 19,073,425.97	\$ 336,638,669.39
September 2023 funding 10/15/23	\$ 9,266,597.78	\$ 864,374.07	\$ 10,130,971.85
October 2023 fundng 11/15/23	\$ 8,615,141.08	\$ 911,767.62	\$ 9,526,908.70
November 2023 funding 12/15/23	\$ 8,313,139.36	\$ 886,147.40	\$ 9,199,286.76
December 2023 funding 1/15/24	\$ 7,958,190.71	\$ 893,502.76	\$ 8,851,693.47
January 2024 funding 2/15/24	\$ 9,688,101.19	\$ 1,043,247.95	\$ 10,731,349.14
Transfer to ADHE for FY 2024 Academic Scholarship Funding 2/28/23	\$ (30,000,000.00)		\$ (30,000,000.00)
February 2024 funding 3/15/24	\$ 6,092,946.95	\$ 940,220.39	\$ 7,033,167.34
Transfer to ADHE for FY 2024 Concurrent Scholarship Funding 3/15/24	\$ (2,500,000.00)		\$ (2,500,000.00)
March 2024 funding 4/15/24	\$ 11,472,242.22	\$ 870,311.23	\$ 12,342,553.45
April 2024 funding 5/15/24	\$ 10,739,878.17	\$ 997,871.23	\$ 11,737,749.40
May 2024 funding 6/15/24	\$ 8,566,636.78	\$ 1,010,742.05	\$ 9,577,378.83
June 2024 funding 7/15/24	\$ 18,930,681.29	\$ 948,333.90	\$ 19,879,015.19
Transfer to ADHE for FY 2025 Concurrent Scholarship Funding 7/26/24	\$ (4,000,000.00)		\$ (4,000,000.00)
Transfer to ADHE for FY 2025 Workforce Scholarship Funding 7/26/24	\$ (1,000,000.00)		\$ (1,000,000.00)
July 2024 funding 8/15/24	\$ 7,206,608.40	\$ 1,175,581.60	\$ 8,382,190.00
Aug 14, 2024 ADHE Refund of FY 24 unused Scholarship Money	\$ 4,753,294.29		\$ 4,753,294.29
August 2024 funding 9/15/24	\$ 8,142,984.91	\$ 1,103,917.87	\$ 9,246,902.78
Sept 2024 funding 10/15/24	\$ 5,543,212.40	\$ 1,122,821.80	\$ 6,666,034.20

**Arkansas Department of Finance and Administration
Office of the Arkansas Lottery
Net Proceeds Analysis**

Month	2025 Net Proceeds	2025 Unclaimed Prizes	Total Net Proceeds	2025 Budget	Over/Under Budget	Cumulative Balance
July, 2024	\$ 8,382,190.00	\$ 121,702.00	\$ 8,503,892.00	\$ 8,991,600.00	\$ (487,708.00)	\$ (487,708.00)
August	9,246,902.78	1,410,361.00	10,657,263.78	9,223,700.00	1,433,563.78	945,855.78
September	6,666,034.20	2,581,571.87	9,247,606.07	8,358,600.00	889,006.07	1,834,861.85
October			-		-	
November			-		-	
December			-		-	
January, 2025			-		-	
February			-		-	
March			-		-	
April			-		-	
May			-		-	
June			-		-	
Sub Total	\$ 24,295,126.98	\$ 4,113,634.87	\$ 28,408,761.85	\$ 26,573,900.00		
Reserve GPW						
Total	<u>\$ 24,295,126.98</u>	<u>\$ 4,113,634.87</u>	<u>\$ 28,408,761.85</u>	<u>\$ 26,573,900.00</u>		<u>\$ 1,834,861.85</u>



Arkansas
Scholarship Lottery



LOTTERY SCHOLARSHIP TRUST ACCOUNT

**Arkansas Department of Finance and Administration
Office of the Arkansas Lottery
Lottery Scholarship Trust Account**

**Fiscal Year
June 30,2024**

**Fiscal Year
June 30,2025
(YTD Sept 30, 2024)**

Beginning Balance				\$	249,160,965	\$	317,343,542
Net Proceeds					129,179,283		24,295,127 (1)
Transfers to ADHE:							
	FY24	FY25					
Academic Challenge Scholarships - Fall	9/28/23				(30,000,000)		
Academic Challenge Scholarships - Spring	2/28/24				(30,000,000)		
Concurrent Challenge Scholarships	7/14/23	7/26/24			(2,500,000)		(4,000,000)
Concurrent Challenge Scholarships	3/15/24				(2,500,000)		
Workforce Scholarships	9/28/23	7/26/24			(750,000)		(1,000,000)
					<u>(65,750,000)</u>		<u>(5,000,000)</u>
Refund of Unused Scholarship Proceeds Requested:							
	FY24	FY25					
	8/14/2024				4,753,294		
Ending Balance				\$	317,343,542	\$	336,638,669

Note 1 - Does not include Unclaimed Prizes.



Arkansas
Scholarship Lottery



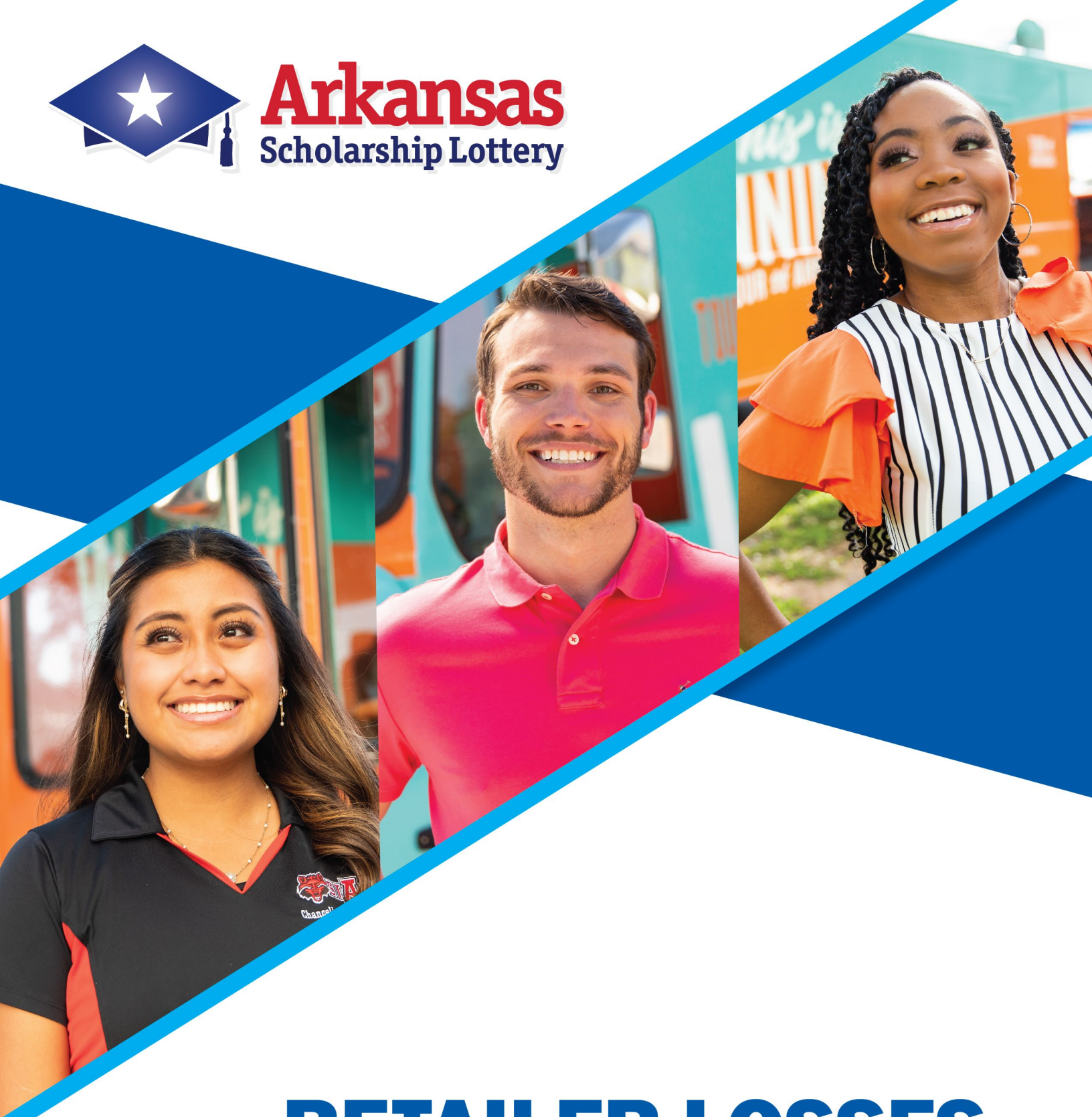
UNCLAIMED PRIZES REPORT

Arkansas Department of Finance and Administration
Office of the Arkansas Lottery
Unclaimed Prizes
September 30, 2024

	Monthly	Year to Date
Reserve Balance July 1, 2024		\$1,000,000.00
1. Unclaimed lottery prize money:	\$2,581,571.87	4,113,634.87
2. Expenditures from unclaimed lottery prize money:		
3. Reserved for future prizes, promotions or reserves:	2,581,571.87	4,113,634.87
4. Less Deposits to net lottery proceeds from unclaimed Lottery prize money:		
Reserve Balance September 30, 2024		\$5,113,634.87



Arkansas
Scholarship Lottery



RETAILER LOSSES

RETAILER LOSSES
(September 2024)

Retailer	Loss
None	\$0.00
Total Retailers = 2,037 (a/o 09/30/2024)	Total Loss = \$0.00



Arkansas
Scholarship Lottery



DEBT SET-OFF AND WITHHOLDINGS



**Department of Finance & Administration
Office of the Arkansas Lottery
Debt Set-off/Collections
And Retailer Losses
(September 2024)**

Arkansas Debt Set-Off	Sep-24	Total Since Inception
Department of Finance and Administration	\$ 9,228	\$ 1,896,838
Office of Child Support Enforcement	\$ 19,025	\$ 742,967
Total Debt Set-Off	\$ 28,253	\$ 2,639,805

Income Taxes Withheld	Sep-24	Total Since Inception
Federal	\$ 912,318	\$ 142,134,690
State	\$ 148,223	\$ 37,631,598
Total Income Taxes Withheld	\$ 1,060,541	\$ 179,766,288

As of 09/30/2024

Retailer losses \$0

This is
WINNING!



Arkansas
Scholarship Lottery



LOTTERY SALES BY COUNTY

ARKANSAS DEPARTMENT OF FINANCE AND ADMINISTRATION

OFFICE OF THE ARKANSAS LOTTERY

RETAIL SALES BY COUNTY

September 1 through September 30, 2024



COUNTY	CASH 3	CASH 4	FAST PLAY	INSTANT SETTLEMENTS	LOTTO	LUCKY FOR LIFE	MEGA MILLIONS	NATURAL STATE STATE	POWERBALL	TOTAL
ARKANSAS	\$17,495.00	\$10,998.50	\$16,757.00	\$461,725.00	\$7,860.00	\$3,034.00	\$11,712.00	\$3,884.00	\$12,684.00	\$546,149.50
ASHLEY	\$14,107.00	\$16,667.00	\$5,174.00	\$244,817.00	\$3,794.00	\$2,116.00	\$6,791.00	\$1,664.00	\$9,093.00	\$304,223.00
BAXTER	\$3,817.00	\$1,527.00	\$17,430.00	\$482,546.00	\$14,854.00	\$10,140.00	\$29,749.00	\$11,057.00	\$26,895.00	\$598,015.00
BENTON	\$7,278.00	\$4,987.00	\$23,473.00	\$1,547,759.00	\$70,236.00	\$24,908.00	\$145,095.00	\$29,519.00	\$128,527.00	\$1,981,782.00
BOONE	\$226.00	\$1,067.00	\$23,850.00	\$361,010.00	\$7,296.00	\$2,960.00	\$19,513.00	\$4,922.00	\$18,736.00	\$439,580.00
BRADLEY	\$2,770.00	\$4,285.00	\$3,337.00	\$190,528.00	\$2,578.00	\$1,054.00	\$3,527.00	\$1,275.00	\$4,502.00	\$213,856.00
CALHOUN	\$1,834.00	\$398.00	\$2,829.00	\$59,800.00	\$1,094.00	\$678.00	\$912.00	\$626.00	\$1,269.00	\$69,440.00
CARROLL	\$1,311.00	\$488.00	\$12,538.00	\$254,076.00	\$5,480.00	\$2,264.00	\$13,319.00	\$3,867.00	\$13,085.00	\$306,428.00
CHICOT	\$9,430.50	\$3,057.50	\$5,337.00	\$170,065.00	\$3,716.00	\$3,490.00	\$9,640.00	\$2,548.00	\$10,746.00	\$218,030.00
CLARK	\$1,940.50	\$1,361.50	\$19,043.00	\$348,818.00	\$6,928.00	\$2,734.00	\$11,345.00	\$3,636.00	\$11,503.00	\$407,309.00
CLAY	\$518.00	\$28.50	\$3,624.00	\$112,764.00	\$2,192.00	\$882.00	\$3,757.00	\$1,410.00	\$4,045.00	\$129,220.50
CLEBURNE	\$2,203.50	\$2,385.50	\$20,709.00	\$272,214.00	\$15,402.00	\$5,404.00	\$16,545.00	\$7,860.00	\$17,584.00	\$360,307.00
CLEVELAND	\$645.50	\$174.50	\$968.00	\$50,063.00	\$1,006.00	\$1,062.00	\$1,549.00	\$668.00	\$1,487.00	\$57,623.00
COLUMBIA	\$15,754.00	\$7,056.50	\$11,159.00	\$338,900.00	\$5,034.00	\$2,888.00	\$8,239.00	\$2,965.00	\$9,636.00	\$401,631.50
CONWAY	\$13,258.00	\$2,861.50	\$15,117.00	\$439,326.00	\$15,280.00	\$4,192.00	\$14,108.00	\$7,028.00	\$15,457.00	\$526,627.50
CRAIGHEAD	\$17,734.00	\$14,312.50	\$35,834.00	\$1,635,886.00	\$33,564.00	\$13,044.00	\$53,994.00	\$16,215.00	\$52,938.00	\$1,873,521.50
CRAWFORD	\$2,208.50	\$860.00	\$16,877.00	\$371,221.00	\$17,240.00	\$6,406.00	\$27,071.00	\$8,316.00	\$27,006.00	\$477,205.50
CRITTENDEN	\$51,051.00	\$31,764.50	\$15,054.00	\$748,062.00	\$10,750.00	\$11,704.00	\$44,241.00	\$12,355.00	\$48,745.00	\$973,726.50
CROSS	\$5,887.00	\$3,624.50	\$5,772.00	\$397,444.00	\$3,808.00	\$1,598.00	\$7,585.00	\$1,880.00	\$7,589.00	\$435,187.50
DALLAS	\$2,267.50	\$871.00	\$4,474.00	\$197,666.00	\$3,296.00	\$936.00	\$3,647.00	\$1,249.00	\$3,947.00	\$218,353.50
DESHA	\$5,630.00	\$2,309.50	\$3,860.00	\$251,796.00	\$3,074.00	\$1,400.00	\$7,083.00	\$2,831.00	\$7,339.00	\$285,322.50
DREW	\$3,999.00	\$2,954.50	\$10,878.00	\$342,231.00	\$5,438.00	\$3,308.00	\$9,567.00	\$3,834.00	\$11,366.00	\$393,575.50
FAULKNER	\$12,680.00	\$6,893.50	\$39,060.00	\$1,311,587.00	\$46,240.00	\$16,100.00	\$57,573.00	\$24,671.00	\$57,775.00	\$1,572,579.50
FRANKLIN	\$647.50	\$42.50	\$8,910.00	\$194,635.00	\$7,062.00	\$1,354.00	\$10,341.00	\$2,728.00	\$9,701.00	\$235,421.00
FULTON	\$708.00	\$1,086.50	\$6,471.00	\$54,000.00	\$1,392.00	\$836.00	\$3,118.00	\$978.00	\$3,296.00	\$71,885.50
GARLAND	\$12,661.00	\$7,246.00	\$42,959.00	\$1,174,285.00	\$48,728.00	\$17,110.00	\$73,976.00	\$47,157.00	\$72,508.00	\$1,496,630.00
GRANT	\$1,672.50	\$1,312.00	\$6,568.00	\$199,042.00	\$7,408.00	\$3,312.00	\$7,888.00	\$3,356.00	\$8,344.00	\$238,902.50
GREENE	\$1,026.50	\$378.00	\$22,721.00	\$688,204.00	\$12,504.00	\$4,420.00	\$20,753.00	\$7,132.00	\$22,406.00	\$779,544.50
HEMPSTEAD	\$67,311.00	\$26,102.00	\$8,652.00	\$363,446.00	\$3,858.00	\$3,654.00	\$9,478.00	\$2,777.00	\$9,851.00	\$495,129.00
HOT SPRING	\$4,364.50	\$1,067.50	\$11,508.00	\$361,289.00	\$11,248.00	\$5,074.00	\$13,260.00	\$4,951.00	\$14,007.00	\$426,769.00
HOWARD	\$62,600.50	\$16,894.00	\$5,739.00	\$222,168.00	\$2,926.00	\$3,282.00	\$7,428.00	\$1,889.00	\$6,814.00	\$329,740.50
INDEPENDENCE	\$1,989.00	\$890.00	\$31,734.00	\$605,392.00	\$9,788.00	\$3,942.00	\$17,220.00	\$5,450.00	\$17,783.00	\$694,188.00
IZARD	\$55.00	\$12.50	\$10,786.00	\$86,055.00	\$2,338.00	\$610.00	\$4,057.00	\$1,807.00	\$3,925.00	\$109,645.50
JACKSON	\$16,729.50	\$8,812.50	\$16,363.00	\$293,105.00	\$5,688.00	\$1,394.00	\$7,380.00	\$2,831.00	\$7,702.00	\$360,005.00
JEFFERSON	\$51,288.00	\$46,905.00	\$60,804.00	\$1,373,225.00	\$35,766.00	\$24,800.00	\$41,164.00	\$25,848.00	\$49,228.00	\$1,709,028.00
JOHNSON	\$349.50	\$1,020.00	\$3,992.00	\$263,802.00	\$7,990.00	\$2,504.00	\$12,481.00	\$4,208.00	\$11,914.00	\$308,260.50
LAFAYETTE	\$9,396.50	\$5,324.00	\$2,174.00	\$81,600.00	\$868.00	\$1,262.00	\$2,827.00	\$621.00	\$3,375.00	\$107,447.50
LAWRENCE	\$313.00	\$73.00	\$14,625.00	\$232,036.00	\$3,556.00	\$1,668.00	\$7,803.00	\$3,236.00	\$7,693.00	\$271,003.00
LEE	\$3,685.50	\$8,500.50	\$4,935.00	\$64,130.00	\$774.00	\$1,538.00	\$2,931.00	\$507.00	\$2,657.00	\$89,658.00
LINCOLN	\$767.00	\$449.50	\$2,761.00	\$90,163.00	\$2,796.00	\$1,884.00	\$3,271.00	\$1,980.00	\$3,754.00	\$107,825.50
LITTLE RIVER	\$7,200.00	\$3,720.00	\$8,369.00	\$130,800.00	\$1,534.00	\$898.00	\$5,413.00	\$1,096.00	\$5,468.00	\$164,498.00
LOGAN	\$366.00	\$19.00	\$15,461.00	\$231,791.00	\$6,958.00	\$1,862.00	\$8,178.00	\$3,644.00	\$8,996.00	\$277,275.00

ARKANSAS DEPARTMENT OF FINANCE AND ADMINISTRATION

OFFICE OF THE ARKANSAS LOTTERY

RETAIL SALES BY COUNTY

September 1 through September 30, 2024

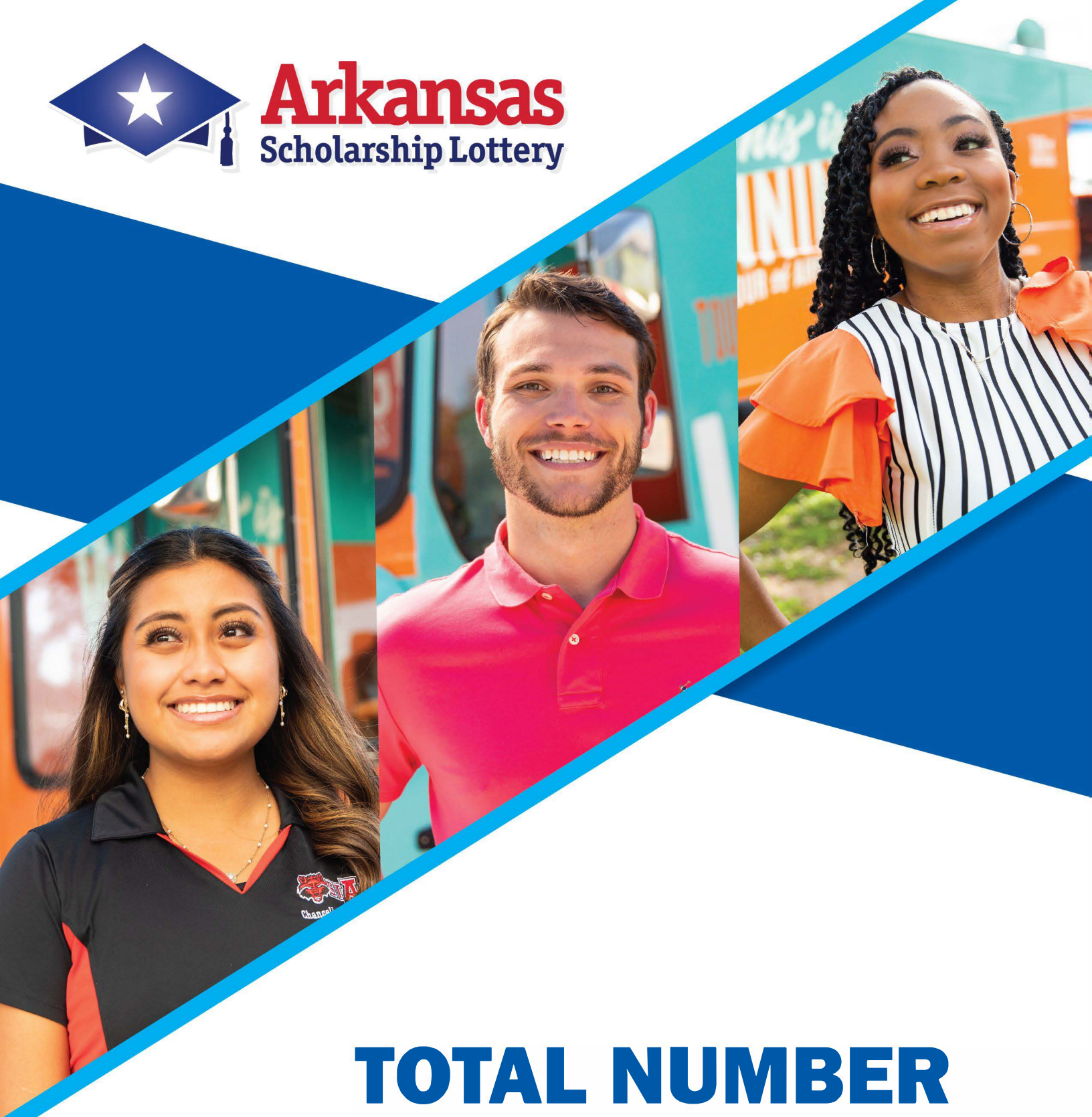


COUNTY	CASH 3	CASH 4	FAST PLAY	INSTANT SETTLEMENTS	LOTTO	LUCKY FOR LIFE	MEGA MILLIONS	NATURAL STATE STATE	POWERBALL	TOTAL
LONOKE	\$19,135.50	\$10,628.00	\$49,559.00	\$1,104,598.00	\$37,114.00	\$10,266.00	\$43,992.00	\$19,844.00	\$44,248.00	\$1,339,384.50
MADISON	\$116.50	\$180.00	\$2,252.00	\$90,099.00	\$4,210.00	\$1,906.00	\$7,198.00	\$1,674.00	\$6,557.00	\$114,192.50
MARION	\$2,761.50	\$2,620.50	\$8,560.00	\$213,326.00	\$4,740.00	\$2,276.00	\$9,526.00	\$4,736.00	\$10,338.00	\$258,884.00
MILLER	\$36,781.00	\$16,469.00	\$13,750.00	\$528,406.00	\$8,222.00	\$7,458.00	\$18,982.00	\$6,868.00	\$18,444.00	\$655,380.00
MISSISSIPPI	\$58,786.50	\$25,563.50	\$17,577.00	\$747,267.00	\$6,488.00	\$4,576.00	\$20,855.00	\$4,892.00	\$21,780.00	\$907,785.00
MONROE	\$14,268.50	\$8,169.00	\$15,207.00	\$201,919.00	\$3,958.00	\$1,266.00	\$7,076.00	\$2,828.00	\$7,480.00	\$262,171.50
MONTGOMERY	\$100.00	\$2.00	\$3,124.00	\$37,600.00	\$1,684.00	\$690.00	\$2,839.00	\$949.00	\$2,950.00	\$49,938.00
NEVADA	\$4,013.50	\$2,651.00	\$1,961.00	\$164,500.00	\$1,352.00	\$1,062.00	\$3,963.00	\$1,164.00	\$3,540.00	\$184,206.50
NEWTON	\$60.50	\$51.50	\$5,149.00	\$51,163.00	\$1,390.00	\$540.00	\$3,050.00	\$859.00	\$3,431.00	\$65,694.00
OUACHITA	\$17,432.00	\$11,392.00	\$18,571.00	\$587,140.00	\$9,168.00	\$4,822.00	\$11,711.00	\$4,703.00	\$12,716.00	\$677,655.00
PERRY	\$919.50	\$920.00	\$4,525.00	\$100,504.00	\$3,662.00	\$1,620.00	\$4,267.00	\$2,395.00	\$4,583.00	\$123,395.50
PHILLIPS	\$25,378.00	\$7,255.50	\$4,363.00	\$176,431.00	\$2,216.00	\$2,162.00	\$9,595.00	\$3,260.00	\$10,313.00	\$240,973.50
PIKE	\$263.50	\$134.00	\$5,684.00	\$102,931.00	\$5,746.00	\$1,288.00	\$5,236.00	\$2,788.00	\$5,023.00	\$129,093.50
POINSETT	\$5,004.00	\$1,788.50	\$19,245.00	\$462,897.00	\$6,326.00	\$2,076.00	\$11,120.00	\$2,921.00	\$10,541.00	\$521,918.50
POLK	\$1,633.00	\$284.50	\$15,580.00	\$195,572.00	\$5,402.00	\$1,998.00	\$8,562.00	\$4,851.00	\$9,157.00	\$243,039.50
POPE	\$3,313.00	\$1,065.50	\$29,831.00	\$805,217.00	\$24,440.00	\$8,372.00	\$37,817.00	\$12,583.00	\$37,446.00	\$960,084.50
PRAIRIE	\$1,214.50	\$555.50	\$3,216.00	\$120,784.00	\$2,434.00	\$724.00	\$4,013.00	\$694.00	\$3,785.00	\$137,420.00
PULASKI	\$198,283.50	\$149,332.50	\$295,858.00	\$6,926,903.00	\$392,284.00	\$286,932.00	\$624,663.00	\$262,651.00	\$621,779.00	\$9,758,686.00
RANDOLPH	\$157.00	\$20.00	\$5,519.00	\$167,240.00	\$4,854.00	\$2,512.00	\$8,235.00	\$2,532.00	\$8,754.00	\$199,823.00
SAINT FRANCIS	\$29,676.00	\$10,738.50	\$10,584.00	\$329,026.00	\$4,880.00	\$2,464.00	\$12,133.00	\$3,201.00	\$14,923.00	\$417,625.50
SALINE	\$22,793.50	\$7,643.00	\$54,534.00	\$1,184,664.00	\$51,258.00	\$17,702.00	\$59,086.00	\$23,528.00	\$60,652.00	\$1,481,860.50
SCOTT	\$252.00	\$129.00	\$1,482.00	\$146,213.00	\$2,846.00	\$672.00	\$5,386.00	\$1,083.00	\$5,172.00	\$163,235.00
SEARCY	\$15.00	\$91.00	\$2,458.00	\$68,037.00	\$2,132.00	\$456.00	\$3,443.00	\$824.00	\$3,326.00	\$80,782.00
SEBASTIAN	\$14,100.50	\$4,509.00	\$29,279.00	\$838,075.00	\$40,910.00	\$19,604.00	\$71,766.00	\$27,248.00	\$73,295.00	\$1,118,786.50
SEVIER	\$7,823.50	\$306.00	\$1,061.00	\$159,452.00	\$2,778.00	\$1,756.00	\$7,560.00	\$2,096.00	\$7,140.00	\$189,972.50
SHARP	\$1,197.50	\$554.50	\$19,351.00	\$356,686.00	\$7,314.00	\$3,068.00	\$15,647.00	\$6,849.00	\$16,041.00	\$426,708.00
STONE	\$838.00	\$628.00	\$3,579.00	\$73,446.00	\$4,276.00	\$1,456.00	\$5,581.00	\$2,357.00	\$5,443.00	\$97,604.00
UNION	\$78,558.50	\$42,017.00	\$24,412.00	\$775,915.00	\$9,638.00	\$7,274.00	\$20,321.00	\$6,437.00	\$22,734.00	\$987,306.50
VAN BUREN	\$1,243.50	\$789.50	\$7,131.00	\$223,545.00	\$8,186.00	\$1,990.00	\$10,642.00	\$4,680.00	\$10,611.00	\$268,818.00
WASHINGTON	\$24,273.00	\$11,156.00	\$34,750.00	\$1,687,331.00	\$75,918.00	\$28,574.00	\$121,245.00	\$32,223.00	\$119,367.00	\$2,134,837.00
WHITE	\$12,057.00	\$4,858.50	\$51,055.00	\$972,610.00	\$29,166.00	\$7,956.00	\$36,862.00	\$13,393.00	\$36,437.00	\$1,164,394.50
WOODRUFF	\$1,626.50	\$1,270.50	\$4,030.00	\$119,034.00	\$2,328.00	\$982.00	\$4,188.00	\$1,203.00	\$4,366.00	\$139,028.00
YELL	\$297.00	\$425.00	\$7,285.00	\$266,855.00	\$6,394.00	\$2,046.00	\$8,394.00	\$3,814.00	\$9,213.00	\$304,723.00

GRAND TOTALS	*Cash 3	*Cash 4	*Fast Play	*Instant Settlements	*Lotto	*Lucky for Life	*Mega Millions	*Natural State Jackpot	*Powerball	*Total Sales
	\$1,021,548.50	\$574,985.50	\$1,369,208.00	\$37,284,858.00	\$1,233,056.00	\$642,252.00	\$1,990,483.00	\$748,604.00	\$2,002,961.00	\$46,867,956.00



Arkansas
Scholarship Lottery



**TOTAL NUMBER
OF RETAILERS**

September 2024

Retailer Count by Status	
Active	1,992
Renewal	45
Total	2,037

Terminal Count by Type	
Photon	2,117
TVM	125
DreamTouch Smart	84
Total	2,336

Monthly Highlights

- ▶ 4,417,732 Total transactions processed through the Arkansas Scholarship Lottery System in September
- ▶ 584 service tickets resolved by Field Service and the Call Center for the month of September
- ▶ 510 Preventative Maintenance Actions completed by Field Service Technicians for the month of September



Arkansas
Scholarship Lottery



**ARKANSAS
DEPARTMENT OF
HIGHER EDUCATION**

**Arkansas Department of Finance and Administration
Office of the Arkansas Lottery
ADHE Requests
September 1 through September 30, 2024**

There were no requests from the Arkansas Department of Higher Education (ADHE) during the month of September 2024.



Arkansas
Scholarship Lottery



INSTANT TICKET RELEASES

DFA/Office of the Arkansas Lottery
Instant & Fast Play Games
September 2024

There were no new Instant games that started sales in September 2024.

Sales for the following Fast Play games began September 2, 2024. No ending dates have been determined for these games.

\$1 Tic Tac Rock
\$1 3 Times Lucky

Sales for the following Fast Play games began September 30, 2024. No ending dates have been determined for these games.

\$1 Hunting for Hundreds
\$2 Shopping Spree



Arkansas
Scholarship Lottery



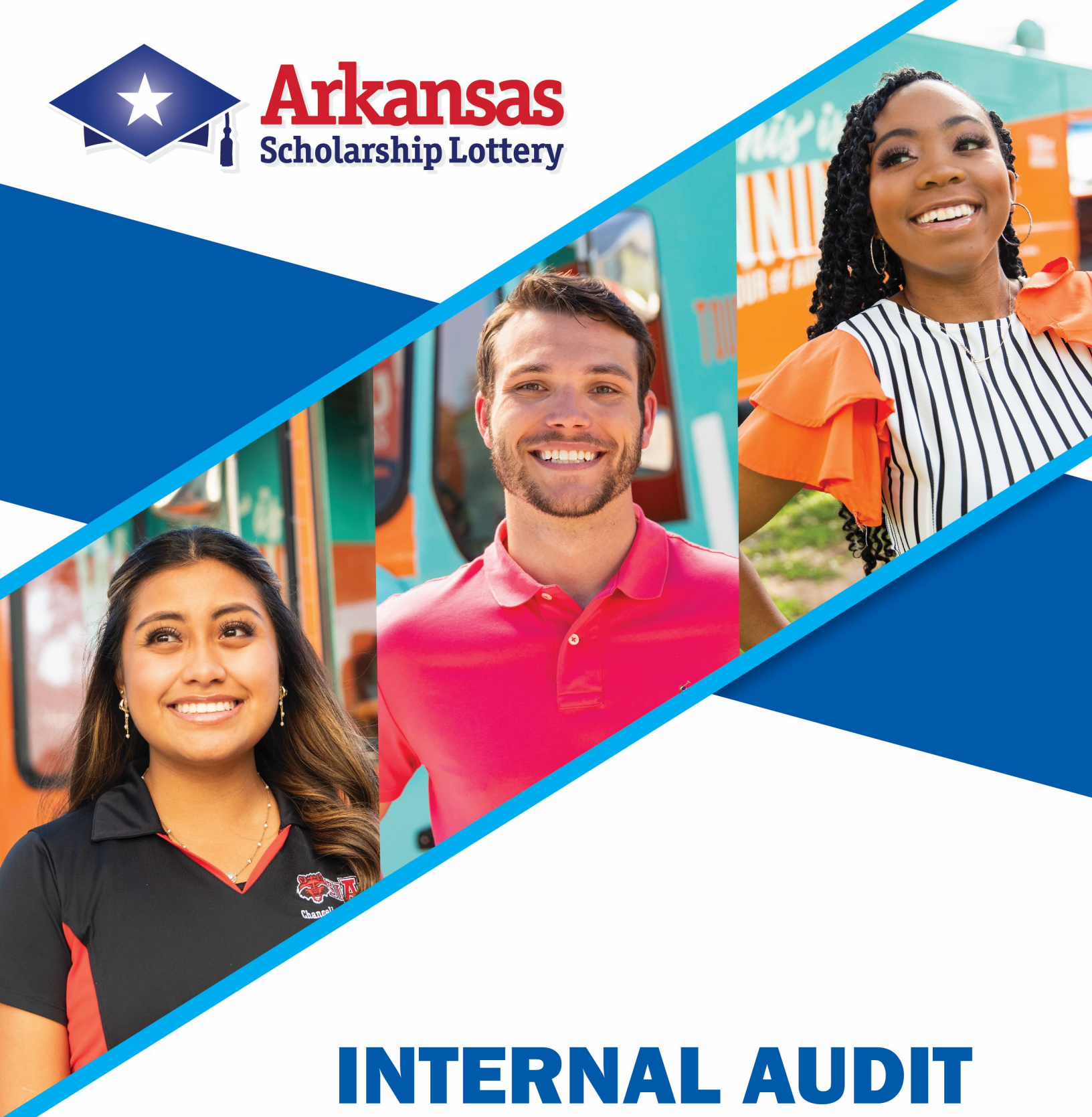
CONTRACTS

Arkansas Department of Finance and Administration
Office of the Arkansas Lottery
Contracts
September 1 through September 30, 2024

There were no contracts entered into in excess of \$20,000 by Arkansas Department of Finance and Administration Office of the Arkansas Lottery during the month of September 2024.



Arkansas
Scholarship Lottery



INTERNAL AUDIT REPORTS



STATE OF ARKANSAS
Department of Finance and Administration

OFFICE OF THE ARKANSAS LOTTERY

Post Office Box 3238
Little Rock, Arkansas 72203-3238
Phone: (501) 683-2010

William C. Miller, CPA, CGMA
Internal Auditor

<u>Audit:</u>	2025-23 Retailer Settlement & Collection	<u>Report Date:</u>	September 04, 2024
<u>Report Distribution:</u>	Jim Hudson, Secretary Department of Finance and Administration Office of the Arkansas Lottery Sharon Strong, Executive Director Jerry Fetzer, Chief Fiscal Office Brandi Ratcliff, Treasurer Brent Standridge, Chief Legal Counsel	<u>For Fiscal Year:</u>	June 30, 2025

Introduction

A scheduled audit of the Retailer Settlement & Collection process for January 1, 2024 – June 30, 2024, has been completed by Internal Audit. The audit was conducted in accordance with the Office of the Arkansas Lottery (OAL) Internal Audit Charter, which governs the types and objectives of engagements performed by the OAL Internal Audit function.

Background

The OAL network of approximately 2,057 retailers completes multiple sales and cashing transactions involving OAL products on a daily basis. These transactions are completed, recorded, and accumulated using systems provided under contract to the OAL by Intralot, Inc (Intralot). On a weekly basis, the OAL Treasury function utilizes information and reports from the Intralot system to determine the amount due from or due to each individual OAL retailer. Settlement occurs on a net basis, considering each retailer's sales (representing amounts due to the OAL) less commissions earned for sales and cashing activity (amounts due to the retailer), and any adjustments that are needed in the ordinary course of business.

The OAL requires retailers to establish a separate bank account for lottery-related transactions, and the net amount due from retailers are electronically swept from these accounts on a weekly basis. Also weekly, the OAL Treasury function is notified by the OAL's banking partner (Bank OZK) of any previous sweep attempts that were unsuccessful due to insufficient funds. The OAL Treasury function then determines the next course of action, whether it is another sweep attempt for the amount owed to the OAL, or whether alternate payment arrangements need to be made with a retailer. Additionally, a determination on whether the OAL should continue to do business with a retailer with insufficient funds for three or more weekly sweeps is made in order to manage potential exposure to the OAL.

Retailer settlement and collection efforts are managed by the OAL Treasurer, who is assisted by a Collection Specialist and a Fiscal Specialist. OAL has designated the Financial Analyst as the emergency backup for either of these positions.

Purpose, Objectives, and Scope

The overall purpose, objectives, and scope of the audit were as follows:

Purpose

The purpose of this audit was to ensure that there are adequate controls and procedures in place to assure that the OAL collects amounts due from retailers completely, accurately, and timely, including the processing and approval of adjustments made to retailer account balances and the accounting for accounts receivable balances relative to retailers.

Objectives

- Ensure the OAL has policies and procedures in place to ensure the accuracy, completeness, and timeliness of scheduled sweeps of amounts owed to the OAL.
- Ensure the OAL has policies and procedures in place to ensure collection of amounts owed to the OAL.
- Ensure the OAL has policies and procedures in place to ensure retailer commissions are calculated accurately and in accordance with OAL Rules.
- Ensure the OAL has policies and procedures in place to adequately document the reason for adjustments and demonstrate adjustments are approved by authorized personnel.
- Ensure the OAL has policies and procedures in place to properly account for retailer accounts receivable, including credit balances.

Scope

Perform an audit of the Office of the Arkansas Lottery's Retailer Settlement and Collection Process for January 1, 2024 – June 30, 2024, including assessment of accurate/complete/timely retailer account cash sweeps, collection of amounts owed, calculation of commissions, review and approval of adjustments made to retailer accounts, and accounting for related accounts receivable balances.

Observations

Internal Audit had no observations or recommendations.

William C Miller, CPA

William C Miller, CPA, CGMA
Director of Internal Audit



Arkansas
Scholarship Lottery



ARKANSAS LOTTERY MINORITY REPORT

**ARKANSAS DEPARTMENT OF FINANCE AND ADMINISTRATION
OFFICE OF THE ARKANSAS LOTTERY**

OFFICE OF THE ARKANSAS LOTTERY MINORITY AND FEMALE OWNED DIVERSITY COMPLIANCE REPORT

September 1 through September 30, 2024

Vendors	Goods or Services	Diversity Classification	September 2024	FY 2025 Total
Government Supply Services	Office Furniture/Supplies	CMBE	\$ -	\$ 626.03
A-Absolute Moving & Hauling	Moving Office Furniture	CMBE	\$ -	\$ -
Totals			\$ -	\$ 626.03

INTRALOT MINORITY AND FEMALE OWNED DIVERSITY COMPLIANCE REPORT

September 1 through September 30, 2024

Vendors	Goods or Services	Diversity Classification	September 2024	FY 2025 Total
J Kelly Referrals and Informations Services	Call Center/Information Services	CMBE	\$ 31,131.44	\$ 85,949.02
Totals			\$ 31,131.44	\$ 85,949.02

SCIENTIFIC GAMES MINORITY AND FEMALE OWNED DIVERSITY COMPLIANCE REPORT

September 1 through September 30, 2024

Vendors	Goods or Services	Diversity Classification	September 2024	FY 2025 Total
Expedited Transportation Service	Transportation Services	DBE	\$ 7,467.26	\$ 13,635.50
Pure Cleaning Services	Janitorial Servies	MBE	\$ 1,526.02	\$ 3,978.54
Ingage, LLC	Fulfillment Services and Prizes	WBE	\$ 4,748.94	\$ 6,632.11
Totals			\$ 13,742.22	\$ 24,246.15