



STATE OF ARKANSAS
**Department of Finance
and Administration**

OFFICE OF THE ARKANSAS LOTTERY

Post Office Box 3238
Little Rock, Arkansas 72203-3238
Phone: (501) 683-2000
Fax: (501) 683-1878
<http://myarkansaslottery.com>

May 12, 2025

The Honorable Sarah Huckabee Sanders
Governor of Arkansas
State Capitol
Little Rock, AR 72201

RE: Monthly Disclosure Report

Dear Governor Sanders:

On behalf of the Arkansas Department of Finance and Administration and the Office of the Arkansas Lottery, pursuant to A.C.A. § 23-115-206 and 23-115-302, please accept the attached disclosure reports for the month of April 2025. The report contains the following:

1. Net Position
2. Revenues and Expenses
3. Lottery Scholarship Trust Account
4. Unclaimed Prizes Report
5. Retailer Losses
6. Debt Set Off / Taxes Withheld
7. Lottery Sales by County
8. Total Number of Retailers
9. Arkansas Department of Higher Education (ADHE)
10. Instant Ticket Games – Releases
11. Contracts
12. Internal Auditor Reports
13. Minority Report

Please contact me if you have any questions or need additional information.

Respectfully submitted,

A handwritten signature in blue ink that reads "Sharon Strong". The signature is fluid and cursive, with the first letters of the first and last names being capitalized and prominent.

Sharon Strong
Executive Director

cc: Jim Hudson, Secretary of the Department of Finance and Administration



STATE OF ARKANSAS
**Department of Finance
and Administration**

OFFICE OF THE ARKANSAS LOTTERY

Post Office Box 3238
Little Rock, Arkansas 72203-3238
Phone: (501) 683-2000
Fax: (501) 683-1878
<http://myarkansaslottery.com>

May 12, 2025

The Honorable Ricky Hill, Co-Chair
The Honorable Justin Gonzales, Co-Chair
Lottery Oversight Subcommittee
One Capitol Mall, Room R-501
Little Rock, AR 72201

RE: Monthly Disclosure Report

Dear Senator Hill and Representative Gonzales:

On behalf of the Arkansas Department of Finance and Administration and the Office of the Arkansas Lottery, pursuant to A.C.A. § 23-115-206 and 23-115-302, please accept the attached disclosure reports for the month of April 2025. The report contains the following:

1. Net Position
2. Revenues and Expenses
3. Lottery Scholarship Trust Account
4. Unclaimed Prizes Report
5. Retailer Losses
6. Debt Set Off / Taxes Withheld
7. Lottery Sales by County
8. Total Number of Retailers
9. Arkansas Department of Higher Education (ADHE)
10. Instant Ticket Games – Releases
11. Contracts
12. Internal Auditor Reports
13. Minority Report

Please contact me if you have any questions or need additional information.

Respectfully submitted,

A handwritten signature in blue ink that reads "Sharon Strong". The signature is fluid and cursive, with the first letters of the first and last names being capitalized and prominent.

Sharon Strong
Executive Director

cc: Jim Hudson, Secretary of the Department of Finance and Administration



Arkansas
Scholarship Lottery



NET POSITION

Arkansas Department of Finance and Administration
Office of the Arkansas Lottery
Statement of Net Position
April 30, 2025

ASSETS

Current assets:

Cash and cash equivalents	\$ 6,520,062.65
Restricted assets:	
Cash and cash equivalents	324,460,828.62
Accounts receivable	17,811,908.14
Prepaid items	193,354.33
Total current assets	<u>348,986,153.74</u>

Non-current assets:

Restricted assets:	
Cash and cash equivalents	20,612,960.96
Deposits with Multi-State Lottery Association	1,918,409.04
Net Capital assets	496,160.84
Total non-current assets	<u>23,027,530.84</u>

Total assets	<u>372,013,684.58</u>
--------------	-----------------------

Deferred outflows of resources:

Related to pension	1,876,812.00
Related to OPEB	431,695.74
Total deferred outflows of resources	<u>2,308,507.74</u>

Total assets and deferred outflows of resources	<u>\$ 374,322,192.32</u>
---	--------------------------

LIABILITIES

Current liabilities:

Accounts payable	\$ 47,943.26
Prizes payable	24,123,576.95
Accrued and other liabilities	6,752,029.60
Due to other funds of the State	671,223.60
Due to Lottery Scholarship Trust Account	313,335,499.19
Lease Obligation	276,514.60
Compensated absences	402,579.88
Other post employment benefits liability	101,349.28
Unearned revenue	194,081.35
Total current liabilities	<u>345,904,797.71</u>

Long-Term liabilities:

Other post employment benefits liability	2,231,119.69
Total pension liability	5,324,162.00
Lease Obligation	106,376.64
Total long-term liabilities	<u>7,661,658.33</u>

Total liabilities	<u>353,566,456.04</u>
-------------------	-----------------------

Deferred inflows of resources:

Related to pension	139,020.00
Related to OPEB	1,116,627.94
Total deferred inflows of resources	<u>1,255,647.94</u>

Total liabilities and deferred inflows of resources	<u>354,822,103.98</u>
---	-----------------------

NET POSITION

Net position:

Net investment in capital assets	113,269.60
Restricted for:	
Scholarship shortfall reserve	20,000,000.00
Retailer bond reserve	610,119.00
Deposits with Multi-State Lottery Association	1,918,409.04
Unclaimed prizes reserve	11,125,329.43
Unrestricted (deficit)	<u>(14,267,038.73)</u>
Total net position	<u>19,500,088.34</u>

Total liabilities, deferred inflows of resources and net position	<u>\$ 374,322,192.32</u>
---	--------------------------



Arkansas
Scholarship Lottery



REVENUES & EXPENSES

Arkansas Department of Finance and Administration
Office of the Arkansas Lottery
Statement of Revenues, Expenses and Change in Net Position
For the Ten Months Ended Apr 30, 2025

	Current month	Year to date
Operating revenues:		
Instant ticket sales	\$ 41,748,498.00	\$ 394,629,123.00
Online ticket sales	7,258,309.00	92,963,017.00
Retailer application, fidelity, bond and service fees	46,083.59	562,904.28
Other revenue	<u>1,346.36</u>	<u>8,184.28</u>
 Total operating revenues	 <u>49,054,236.95</u>	 <u>488,163,228.56</u>
 Operating expenses:		
Instant game prizes	29,633,392.78	286,491,144.67
Online game prizes	4,087,234.27	50,521,451.07
Retailer commissions	2,789,237.52	27,643,620.97
Gaming contract costs	2,429,729.12	24,420,268.00
Compensation and benefits	421,907.66	4,590,919.55
Marketing, advertising and promotions	606,983.38	5,246,996.76
General and administrative expenses	270,609.57	1,016,595.19
Services provided by Arkansas Department of Education - Division of Higher Education	62,500.00	625,000.00
Services provided by Arkansas Legislative Audit	13,800.00	138,000.00
Amortization - GASB 87 Leases	22,652.65	226,526.47
Depreciation	<u>2,373.64</u>	<u>86,411.80</u>
 Total operating expenses	 <u>40,340,420.59</u>	 <u>401,006,934.48</u>
 Operating income (1)	 8,713,816.36	 87,156,294.08
 Non-operating revenue:		
Interest income	941,836.12	10,788,901.93
Other income/expense	<u>(515.72)</u>	<u>7,722.05</u>
 Income before transfers	 9,655,136.76	 97,952,918.06
 Transfers to:		
Lottery Scholarship Trust Account (2)	<u>(5,697,781.87)</u>	<u>(82,267,186.78)</u>
 Change in net position	 <u>\$ 3,957,354.89</u>	 15,685,731.28
 Total net position - beginning		<u>3,814,357.06</u>
Total net position - ending		<u>\$ 19,500,088.34</u>

1) Includes all GAAP related accounting items including unclaimed prizes.

2) Reflects adjustment of sales and prizes expense to a modified cash basis and does not include unclaimed prizes.

Arkansas Department of Finance and Administration
Office of the Arkansas Lottery
Statement of Revenues and Expenses Budget Comparisons
For the Ten Months Ended April 30, 2025

	CM Actual	%	CM Budget	%	CM Variance	YTD Actual	%	YTD Budget	%	YTD Variance
Operating revenues:										
Instant games	\$ 41,748,498.00	85.11	\$ 41,700,000.00	83.43	\$ 48,498.00	\$ 394,629,123.00	80.84	\$ 392,600,000.00	82.47	\$ 2,029,123.00
Online games	7,258,309.00	14.80	8,235,000.00	16.48	(976,691.00)	92,963,017.00	19.04	82,850,000.00	17.40	10,113,017.00
Retailer fees	46,083.59	0.09	46,000.00	0.09	83.59	562,904.28	0.12	573,000.00	0.12	(10,095.72)
Other revenue	1,346.36	0.00	200.00	0.00	1,146.36	8,184.28	0.00	1,700.00	0.00	6,484.28
				0.00%						
Total operating revenues	49,054,236.95	100.00	49,981,200.00	100.00	(926,963.05)	488,163,228.56	100.00	476,024,700.00	100.00	12,138,528.56
Operating expenses:										
Instant game prizes	29,633,392.78	60.41	30,334,500.00	60.69	(701,107.22)	286,491,144.67	58.69	285,634,000.00	60.00	857,144.67
Online game prizes	4,087,234.27	8.33	4,485,500.00	8.97	(398,265.73)	50,521,451.07	10.35	45,098,000.00	9.47	5,423,451.07
Retailer commissions	2,789,237.52	5.69	2,822,000.00	5.65	(32,762.48)	27,643,620.97	5.66	26,860,000.00	5.64	783,620.97
Gaming contract costs	2,429,729.12	4.95	2,523,000.00	5.05	(93,270.88)	24,420,268.00	5.00	24,007,000.00	5.04	413,268.00
Compensation & benefits	421,907.66	0.86	535,000.00	1.07	(113,092.34)	4,590,919.55	0.94	5,304,000.00	1.11	(713,080.45)
Marketing, advertising & promotions	606,983.38	1.24	592,100.00	1.18	14,883.38	5,246,996.76	1.07	5,765,100.00	1.21	(518,103.24)
General and administrative expenses	270,609.57	0.55	119,900.00	0.24	150,709.57	1,016,595.19	0.21	1,224,900.00	0.26	(208,304.81)
Services provided by other agencies	76,300.00	0.16	84,000.00	0.17	(7,700.00)	763,000.00	0.16	845,000.00	0.18	(82,000.00)
Amortization - GASB 87 Leases	22,652.65	0.05	22,650.00	0.05	2.65	226,526.47	0.05	226,500.00	0.05	26.47
Depreciation	2,373.64	0.00	15,850.00	0.03	(13,476.36)	86,411.80	0.02	158,500.00	0.03	(72,088.20)
Total operating expenses	40,340,420.59	82.24	41,534,500.00	83.10	(1,194,079.41)	401,006,934.48	82.15	395,123,000.00	83.00	5,883,934.48
Operating income	8,713,816.36	17.76	8,446,700.00	16.90	267,116.36	87,156,294.08	17.85	80,901,700.00	17.00	6,254,594.08
Non-operating revenue:										
Interest income	941,836.12	1.92	700,000.00	1.40	241,836.12	10,788,901.93	2.21	8,225,000.00	1.73	2,563,901.93
Interest expense	(515.72)	(0.00)	(500.00)	(0.00)	(15.72)	7,722.05	0.00	(9,000.00)	(0.00)	16,722.05
Income before transfers	\$ 9,655,136.76	19.68	\$ 9,146,200.00	18.30	\$ 508,936.76	\$ 97,952,918.06	20.07	\$ 89,117,700.00	18.72	\$ 8,835,218.06

Arkansas Department of Finance and Administration
Office of the Arkansas Lottery
Statement of Revenues and Expenses - GAAP
For the Ten Months Ended April 30, 2025 Compared to April 30, 2024

	Current Month April 30, 2025	% Sales	Current Month April 30, 2024	% Sales	Variance	Year to Date April 30, 2025	% Sales	Year to Date April 30, 2024	% Sales	Variance
Operating revenues:										
Instant ticket sales	\$ 41,748,498.00	85.1%	\$ 43,886,384.00	79.2%	\$ (2,137,886.00)	\$ 394,629,123.00	80.8%	\$ 402,977,906.00	77.5%	\$ (8,348,783.00)
Online ticket sales	7,258,309.00	14.8%	11,508,017.50	20.8%	(4,249,708.50)	92,963,017.00	19.0%	116,181,956.50	22.4%	(23,218,939.50)
Retailer fees	46,083.59	0.1%	45,316.56	0.1%	767.03	562,904.28	0.1%	565,239.76	0.1%	(2,335.48)
Other revenue	1,346.36	0.0%	0.00	0.0%	1,346.36	8,184.28	0.0%	(1,489.28)	0.0%	9,673.56
										-
Total operating revenues	49,054,236.95	100.0%	55,439,718.06	100.0%	(6,385,481.11)	488,163,228.56	100.0%	519,723,612.98	100.0%	(31,560,384.42)
Operating expenses:										
Instant game prizes	29,633,392.78	60.4%	32,712,821.94	59.0%	(3,079,429.16)	286,491,144.67	58.7%	294,095,316.97	56.6%	(7,604,172.30)
Online game prizes	4,087,234.27	8.3%	5,798,039.88	10.5%	(1,710,805.61)	50,521,451.07	10.3%	61,493,195.69	11.8%	(10,971,744.62)
Retailer commissions	2,789,237.52	5.7%	3,109,754.98	5.6%	(320,517.46)	27,643,620.97	5.7%	29,272,596.52	5.6%	(1,628,975.55)
Gaming contract costs	2,429,729.12	5.0%	2,631,564.56	4.7%	(201,835.44)	24,420,268.00	5.0%	25,333,737.04	4.9%	(913,469.04)
Compensation and benefits	421,907.66	0.9%	479,749.35	0.9%	(57,841.69)	4,590,919.55	0.9%	4,862,979.79	0.9%	(272,060.24)
Marketing, advertising and promotions	606,983.38	1.2%	535,959.62	1.0%	71,023.76	5,246,996.76	1.1%	5,227,709.18	1.0%	19,287.58
General and administrative expenses	270,609.57	0.6%	91,356.60	0.2%	179,252.97	1,016,595.19	0.2%	926,030.89	0.2%	90,564.30
Services provided by ADE - Division of Higher Education	62,500.00	0.1%	100,000.00	0.2%	(37,500.00)	625,000.00	0.1%	1,000,000.00	0.2%	(375,000.00)
Services provided by Legislative Audit Agency	13,800.00	0.0%	13,400.00	0.0%	400.00	138,000.00	0.0%	134,000.00	0.0%	4,000.00
Amortization - GASB 87 Leases	22,652.65	0.0%	22,652.64	0.0%	0.01	226,526.47	0.0%	226,526.47	0.0%	-
Depreciation	2,373.64	0.0%	32,670.42	0.1%	(30,296.78)	86,411.80	0.0%	340,641.25	0.1%	(254,229.45)
				0.0%						
Total operating expenses	40,340,420.59	82.2%	45,527,969.99	82.1%	(5,187,549.40)	401,006,934.48	82.1%	422,912,733.80	81.4%	(21,905,799.32)
Operating income	8,713,816.36	17.8%	9,911,748.07	17.9%	(1,197,931.71)	87,156,294.08	17.9%	96,810,879.18	18.6%	(9,654,585.10)
Nonoperating revenue:										
Interest income	941,836.12	1.9%	1,175,391.86	2.1%	(233,555.74)	10,788,901.93	2.2%	9,053,687.74	1.7%	1,735,214.19
Other Non Operating Income	(515.72)	-0.1%	(720.37)	-0.1%	204.65	7,722.05	0.2%	(9,826.25)	-0.2%	17,548.30
Income before transfers	\$ 9,655,136.76	19.7%	\$ 11,086,419.56	20.0%	\$ (1,431,282.80)	\$ 97,952,918.06	20.1%	\$ 105,854,740.67	20.4%	\$ (7,901,822.61)
Net Proceeds (1)	\$ 5,697,781.87		\$ 11,737,749.40		\$ (6,039,967.53)	\$ 82,267,186.78		\$ 99,722,888.84		\$ (17,455,702.06)

Arkansas Department of Finance and Administration
Office of the Arkansas Lottery
Net Proceeds Computation to Transfer to Lottery Scholarship Trust
Modified Cash Basis
For the Ten Months Ended Apr 30, 2025

	Year to date
Operating revenues:	
Instant ticket (Settlements)	\$ 392,496,263.00
Online ticket sales	92,963,017.00
Retailer application, fidelity and service fees	562,904.28
Other revenue	8,184.28
	<hr/>
Total operating revenues	486,030,368.56

Operating expenses:	
Instant game prizes (Settlements)	289,912,298.04
Online game prizes	50,521,451.07
Retailer commissions	27,643,620.97
Gaming contract costs	24,420,268.00
Compensation and benefits	4,590,919.55
Marketing, advertising and promotions	5,246,996.76
General and administrative expenses	1,016,595.19
Services provided by Arkansas Department of Education - Division of Higher Education	625,000.00
Services provided by Legislative Audit Agency	138,000.00
Amortization - GASB 87 Leases	226,526.47
Current year capital asset cost	51,214.54
	<hr/>
Total operating expenses	404,392,890.59

Change in net proceeds from operations 81,637,477.97

Non-operating revenue:	
Interest income	10,788,901.93
Other non-operating income	7,722.05
EDUCATION TRUST FUNDING-Current Year	(76,569,404.91)
Less Act 1180 Unclaimed Prizes	(10,125,329.43)
Less current year Bond Reserve Fees	(110,119.00)
Add Bond Funds in excess of \$500,000	restricted reserves see 23-115-603(a)(5)
Add back Write Off Retailer Bad Debt	
Less current year MUSL Reserves	68,533.26
Add OPEB expense in Comp and Benefits	0.00
	<hr/>

NET PROCEEDS EARNED-Current Month	\$ 5,697,781.87
-Year to Date	\$ 82,267,186.78

	Transfer	Interest	Total
Lottery Scholarship Trust Account	\$ 289,264,070.46	\$ 25,199,859.61	\$ 314,463,930.07
January 2024 funding 2/15/24	\$ 9,688,101.19	\$ 1,043,247.95	\$ 10,731,349.14
Transfer to ADHE for FY 2024 Academic Scholarship Funding 2/28/23	\$ (30,000,000.00)		\$ (30,000,000.00)
February 2024 funding 3/15/24	\$ 6,092,946.95	\$ 940,220.39	\$ 7,033,167.34
Transfer to ADHE for FY 2024 Concurrent Scholarship Funding 3/15/24	\$ (2,500,000.00)		\$ (2,500,000.00)
March 2024 funding 4/15/24	\$ 11,472,242.22	\$ 870,311.23	\$ 12,342,553.45
April 2024 funding 5/15/24	\$ 10,739,878.17	\$ 997,871.23	\$ 11,737,749.40
May 2024 funding 6/15/24	\$ 8,566,636.78	\$ 1,010,742.05	\$ 9,577,378.83
June 2024 funding 7/15/24	\$ 18,930,681.29	\$ 948,333.90	\$ 19,879,015.19
Transfer to ADHE for FY 2025 Concurrent Scholarship Funding 7/26/24	\$ (4,000,000.00)		\$ (4,000,000.00)
Transfer to ADHE for FY 2025 Workforce Scholarship Funding 7/26/24	\$ (1,000,000.00)		\$ (1,000,000.00)
July 2024 funding 8/15/24	\$ 7,206,608.40	\$ 1,175,581.60	\$ 8,382,190.00
Aug 14, 2024 ADHE Refund of FY 24 unused Scholarship Money	\$ 4,753,294.29		\$ 4,753,294.29
August 2024 funding 9/15/24	\$ 8,142,984.91	\$ 1,103,917.87	\$ 9,246,902.78
September 2024 funding 10/15/24	\$ 5,543,212.40	\$ 1,122,821.80	\$ 6,666,034.20
Transfer to ADHE for FY 2025 Academic Scholarship Funding 10/10/24	\$ (30,000,000.00)		\$ (30,000,000.00)
June 24 adjustment to funding 11/15/24	\$ 224,770.00		\$ 224,770.00
October 2024 funding 11/15/24	\$ 5,330,304.17	\$ 998,667.80	\$ 6,328,971.97
Transfer to ADHE for FY 2025 Academic Scholarship Funding 11/14/24	\$ (10,000,000.00)		\$ (10,000,000.00)
November 2024 funding 12/15/24	\$ 8,074,413.62	\$ 860,962.82	\$ 8,935,376.44
December 2024 Funding 1/15/25	\$ 9,140,823.76	\$ 918,666.93	\$ 10,059,490.69
January 2025 funding 2/15/24	\$ 9,278,155.26	\$ 878,744.34	\$ 10,156,899.60
Transfer to ADHE for FY 2025 Academic Scholarship Funding 2/26/25	\$ (35,000,000.00)		\$ (35,000,000.00)
Transfer to ADHE for FY 2025 Workforce Scholarship Funding 2/26/25	\$ (500,000.00)		\$ (500,000.00)
February 2025 Funding 3/15/25	\$ 6,025,156.32	\$ 810,839.87	\$ 6,835,996.19
March 2025 Funding 4/15/25	\$ 9,125,203.91	\$ 832,339.13	\$ 9,957,543.04
Transfer to ADHE for FY 2025 Academic Scholarship Funding 4/23/25	\$ (6,000,000.00)		\$ (6,000,000.00)
April 2025 Funding 5/15/25	\$ 4,871,569.12	\$ 826,212.75	\$ 5,697,781.87

**Arkansas Department of Finance and Administration
Office of the Arkansas Lottery
Net Proceeds Analysis**

Month	2025 Net Proceeds	2025 Unclaimed Prizes	Total Net Proceeds	2025 Budget	Over/Under Budget	Cumulative Balance
July, 2024	\$ 8,382,190.00	\$ 121,702.00	\$ 8,503,892.00	\$ 8,991,600.00	\$ (487,708.00)	\$ (487,708.00)
August	9,246,902.78	1,410,361.00	10,657,263.78	9,223,700.00	1,433,563.78	945,855.78
September	6,666,034.20	2,581,571.87	9,247,606.07	8,358,600.00	889,006.07	1,834,861.85
October	6,328,971.97	1,513,803.01	7,842,774.98	8,775,600.00	(932,825.02)	902,036.83
November	8,935,376.44	175,571.00	9,110,947.44	8,488,700.00	622,247.44	1,524,284.27
December	10,059,490.69	119,916.00	10,179,406.69	9,151,700.00	1,027,706.69	2,551,990.96
January, 2025	10,156,899.60	1,297,216.65	11,454,116.25	8,690,700.00	2,763,416.25	5,315,407.21
February	6,835,996.19	1,091,385.92	7,927,382.11	8,442,700.00	(515,317.89)	4,800,089.32
March	9,957,543.04	146,861.00	10,104,404.04	9,848,200.00	256,204.04	5,056,293.36
April	5,697,781.87	1,666,940.98	7,364,722.85	9,146,200.00	(1,781,477.15)	3,274,816.21
May			-		-	
June			-		-	
Sub Total	\$ 82,267,186.78	\$ 10,125,329.43	\$ 92,392,516.21	\$ 89,117,700.00		
Reserve GPW						
Total	<u>\$ 82,267,186.78</u>	<u>\$ 10,125,329.43</u>	<u>\$ 92,392,516.21</u>	<u>\$ 89,117,700.00</u>		<u>\$ 3,274,816.21</u>



Arkansas
Scholarship Lottery



LOTTERY SCHOLARSHIP TRUST ACCOUNT

**Arkansas Department of Finance and Administration
Office of the Arkansas Lottery
Lottery Scholarship Trust Account**

			Fiscal Year June 30,2024	Fiscal Year June 30,2025 (YTD Apr 30, 2025)
Beginning Balance			\$ 249,160,965	\$ 317,568,312
Net Proceeds			129,404,053	82,267,187 ⁽¹⁾
Transfers to ADHE:	FY24	FY25		
Academic Challenge Scholarships - Fall	9/28/23	10/10/24	(30,000,000)	(30,000,000)
- Fall Add'l		11/24/24		(10,000,000)
- Spring	2/28/24	2/26/25	(30,000,000)	(35,000,000)
- Spring Add'l		4/23/25		(6,000,000)
Concurrent Challenge Scholarships - Fall	7/14/23	7/26/24	(2,500,000)	(4,000,000)
- Spring	3/15/24		(2,500,000)	
Workforce Scholarships - Fall	9/28/23	7/26/24	(750,000)	(1,000,000)
- Spring		2/26/25		(500,000)
			<u>(65,750,000)</u>	<u>(86,500,000)</u>
Refund of Unused Scholarship Proceeds Requested:	FY24	FY25		
	8/14/2024		4,753,294	
Ending Balance			<u>\$ 317,568,312</u>	<u>\$ 313,335,499</u>

Note 1 - Does not include Unclaimed Prizes.



Arkansas
Scholarship Lottery



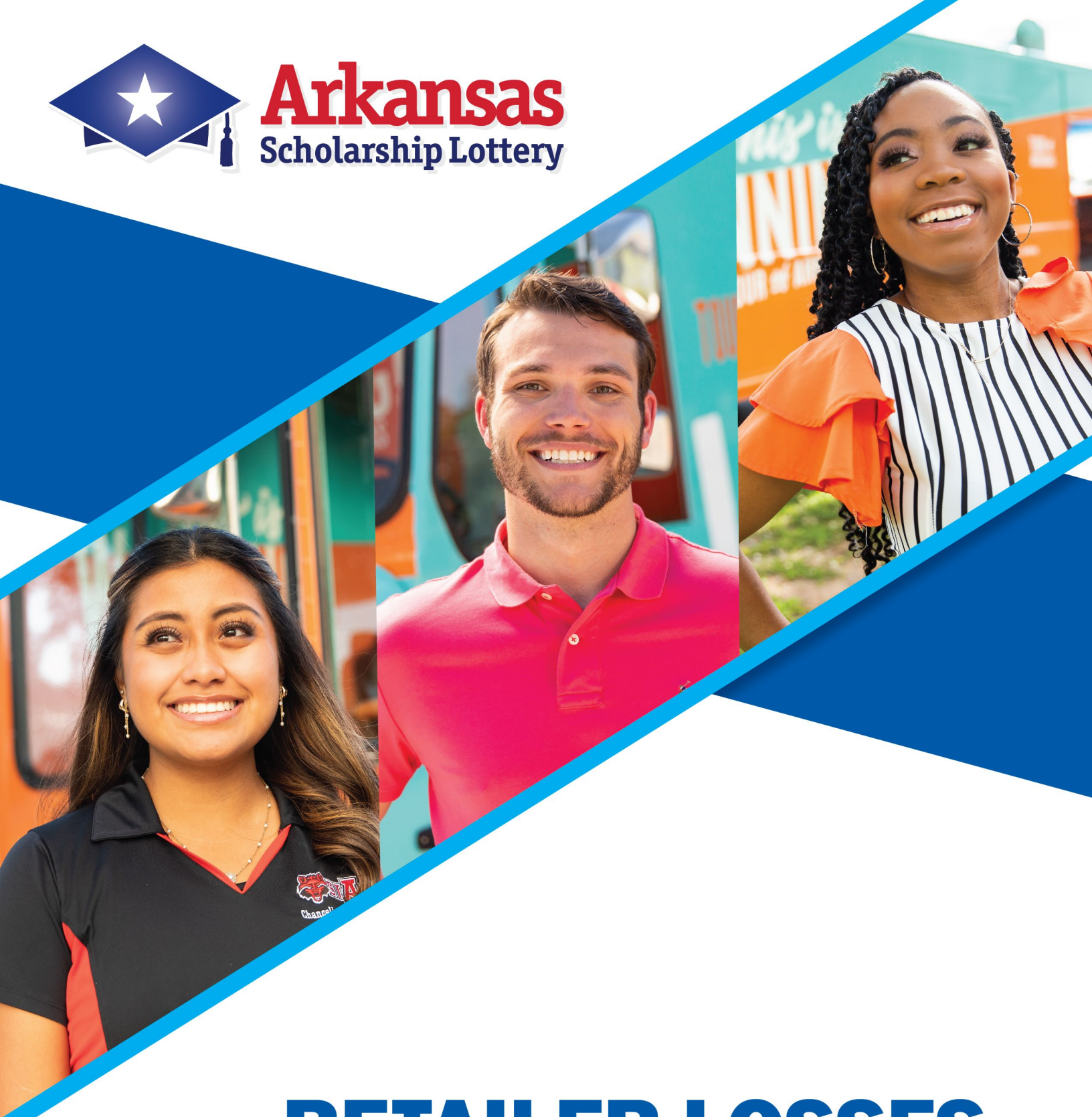
UNCLAIMED PRIZES REPORT

Arkansas Department of Finance and Administration
Office of the Arkansas Lottery
Unclaimed Prizes
April 30, 2025

	Monthly	Year to Date
Reserve Balance July 1, 2024		\$1,000,000.00
1. Unclaimed lottery prize money:	\$1,666,940.98	10,125,329.43
2. Expenditures from unclaimed lottery prize money:		
3. Reserved for future prizes, promotions or reserves:	1,666,940.98	10,125,329.43
4. Less Deposits to net lottery proceeds from unclaimed Lottery prize money:		
Reserve Balance April 30, 2025		\$11,125,329.43



Arkansas
Scholarship Lottery



RETAILER LOSSES

RETAILER LOSSES
(April 2025)

Retailer	Loss
None	\$0.00
Total Retailers = 2,045 (a/o 04/30/2025)	Total Loss = \$0.00

This is
WINNING!



Arkansas
Scholarship Lottery



DEBT SET-OFF AND WITHHOLDINGS



**Department of Finance & Administration
Office of the Arkansas Lottery
Debt Set-off/Collections
And Retailer Losses
(April 2025)**

Arkansas Debt Set-Off	Apr-25	Total Since Inception
Department of Finance and Administration	\$ 3,117	\$ 1,990,823
Office of Child Support Enforcement	\$ 1,600	\$ 776,672
Total Debt Set-Off	\$ 4,717	\$ 2,767,495

Income Taxes Withheld	Apr-25	Total Since Inception
Federal	\$ 701,289	\$ 147,692,031
State	\$ 113,911	\$ 38,534,496
Total Income Taxes Withheld	\$ 815,200	\$ 186,226,527

As of 04/30/2025

Retailer losses \$0

This is
WINNING!



Arkansas
Scholarship Lottery



LOTTERY SALES BY COUNTY

ARKANSAS DEPARTMENT OF FINANCE AND ADMINISTRATION
OFFICE OF THE ARKANSAS LOTTERY
RETAIL SALES BY COUNTY
April 1 through April 30, 2025



COUNTY	CASH 3	CASH 4	FAST PLAY	INSTANT SETTLEMENTS	LOTTO	LUCKY FOR LIFE	MEGA MILLIONS	NATURAL STATE STATE	POWERBALL	TOTAL
ARKANSAS	\$19,103.00	\$8,470.50	\$11,935.00	\$427,832.00	\$2,196.00	\$4,292.00	\$8,515.00	\$2,446.00	\$8,209.00	\$492,998.50
ASHLEY	\$15,994.00	\$17,168.00	\$3,652.00	\$160,143.00	\$1,242.00	\$1,894.00	\$4,261.00	\$1,183.00	\$6,514.00	\$212,051.00
BAXTER	\$2,883.00	\$1,469.50	\$17,554.00	\$529,790.00	\$5,092.00	\$10,858.00	\$16,135.00	\$8,350.00	\$22,276.00	\$614,407.50
BENTON	\$7,000.50	\$3,223.50	\$15,174.00	\$1,557,540.00	\$18,920.00	\$25,542.00	\$77,300.00	\$21,229.00	\$98,316.00	\$1,824,245.00
BOONE	\$371.50	\$665.00	\$16,272.00	\$412,780.00	\$2,774.00	\$3,114.00	\$12,104.00	\$3,732.00	\$14,061.00	\$465,873.50
BRADLEY	\$3,782.50	\$3,490.00	\$1,729.00	\$239,968.00	\$840.00	\$1,506.00	\$3,720.00	\$782.00	\$3,366.00	\$259,183.50
CALHOUN	\$2,476.00	\$662.50	\$3,198.00	\$70,324.00	\$324.00	\$898.00	\$762.00	\$667.00	\$1,227.00	\$80,538.50
CARROLL	\$1,400.50	\$276.00	\$22,700.00	\$282,607.00	\$1,896.00	\$2,250.00	\$7,464.00	\$2,213.00	\$11,333.00	\$332,139.50
CHICOT	\$5,806.50	\$1,686.00	\$7,838.00	\$191,800.00	\$1,598.00	\$2,370.00	\$6,012.00	\$2,006.00	\$8,387.00	\$227,503.50
CLARK	\$3,629.50	\$1,875.50	\$16,705.00	\$388,692.00	\$2,292.00	\$2,650.00	\$7,704.00	\$2,552.00	\$7,549.00	\$433,649.00
CLAY	\$921.50	\$20.00	\$2,110.00	\$116,065.00	\$960.00	\$1,144.00	\$2,516.00	\$1,113.00	\$3,276.00	\$128,125.50
CLEBURNE	\$2,721.00	\$1,132.00	\$18,082.00	\$283,126.00	\$3,874.00	\$5,008.00	\$9,963.00	\$5,757.00	\$13,364.00	\$343,027.00
CLEVELAND	\$628.50	\$98.00	\$1,026.00	\$59,253.00	\$204.00	\$1,256.00	\$854.00	\$259.00	\$1,370.00	\$64,948.50
COLUMBIA	\$16,962.50	\$8,510.00	\$8,172.00	\$465,509.00	\$1,812.00	\$4,002.00	\$4,847.00	\$3,401.00	\$7,503.00	\$520,718.50
CONWAY	\$10,278.00	\$3,036.00	\$10,833.00	\$453,251.00	\$4,356.00	\$5,068.00	\$9,851.00	\$6,272.00	\$10,934.00	\$513,879.00
CRAIGHEAD	\$40,528.00	\$14,389.00	\$41,281.00	\$1,791,268.00	\$8,946.00	\$13,604.00	\$32,876.00	\$11,877.00	\$39,407.00	\$1,994,176.00
CRAWFORD	\$3,016.50	\$853.00	\$17,594.00	\$386,790.00	\$4,446.00	\$6,416.00	\$16,483.00	\$6,512.00	\$21,188.00	\$463,298.50
CRITTENDEN	\$42,400.00	\$24,069.00	\$20,105.00	\$883,803.00	\$3,230.00	\$8,486.00	\$22,445.00	\$8,458.00	\$31,128.00	\$1,044,124.00
CROSS	\$4,797.50	\$2,873.50	\$7,590.00	\$316,533.00	\$1,094.00	\$1,682.00	\$3,572.00	\$1,707.00	\$5,757.00	\$345,606.00
DALLAS	\$3,047.50	\$1,603.50	\$4,210.00	\$190,055.00	\$1,078.00	\$782.00	\$2,540.00	\$1,039.00	\$3,061.00	\$207,416.00
DESHA	\$4,836.50	\$2,750.00	\$4,455.00	\$312,072.00	\$1,688.00	\$1,546.00	\$5,162.00	\$2,150.00	\$5,954.00	\$340,613.50
DREW	\$4,348.00	\$3,481.00	\$7,905.00	\$400,468.00	\$1,998.00	\$3,918.00	\$7,115.00	\$2,438.00	\$8,703.00	\$440,374.00
FAULKNER	\$12,551.50	\$6,062.00	\$45,257.00	\$1,428,724.00	\$13,766.00	\$15,788.00	\$37,925.00	\$17,032.00	\$43,855.00	\$1,620,960.50
FRANKLIN	\$586.50	\$137.00	\$12,655.00	\$215,056.00	\$1,982.00	\$1,284.00	\$6,357.00	\$2,041.00	\$7,444.00	\$247,542.50
FULTON	\$881.50	\$629.50	\$4,926.00	\$65,810.00	\$626.00	\$818.00	\$1,533.00	\$891.00	\$2,246.00	\$78,361.00
GARLAND	\$11,559.50	\$5,135.00	\$39,535.00	\$1,351,270.00	\$15,020.00	\$18,160.00	\$48,138.00	\$32,799.00	\$56,897.00	\$1,578,513.50
GRANT	\$2,012.00	\$1,039.50	\$5,193.00	\$237,322.00	\$2,274.00	\$2,768.00	\$5,964.00	\$2,396.00	\$6,420.00	\$265,388.50
GREENE	\$1,258.50	\$664.00	\$26,303.00	\$709,484.00	\$3,484.00	\$4,084.00	\$12,401.00	\$4,640.00	\$16,406.00	\$778,724.50
HEMPSTEAD	\$77,385.50	\$31,604.50	\$11,508.00	\$422,095.00	\$1,354.00	\$3,278.00	\$5,979.00	\$1,796.00	\$7,833.00	\$562,833.00
HOT SPRING	\$3,893.50	\$751.50	\$12,539.00	\$402,940.00	\$3,180.00	\$5,160.00	\$8,704.00	\$3,809.00	\$9,836.00	\$450,813.00
HOWARD	\$59,480.00	\$15,974.50	\$5,952.00	\$235,827.00	\$1,120.00	\$2,366.00	\$4,257.00	\$1,464.00	\$5,129.00	\$331,569.50
INDEPENDENCE	\$1,714.50	\$978.00	\$35,242.00	\$653,040.00	\$2,808.00	\$4,386.00	\$12,355.00	\$3,904.00	\$14,213.00	\$728,640.50
IZARD	\$94.50	\$66.50	\$7,289.00	\$76,220.00	\$696.00	\$672.00	\$2,775.00	\$781.00	\$3,020.00	\$91,614.00
JACKSON	\$25,632.00	\$15,145.50	\$12,430.00	\$360,091.00	\$1,396.00	\$1,990.00	\$5,344.00	\$2,504.00	\$5,872.00	\$430,404.50
JEFFERSON	\$45,580.50	\$44,256.00	\$47,305.00	\$1,490,319.00	\$10,866.00	\$19,944.00	\$28,757.00	\$15,918.00	\$35,144.00	\$1,738,089.50
JOHNSON	\$799.00	\$560.00	\$2,865.00	\$257,194.00	\$2,364.00	\$2,672.00	\$6,929.00	\$3,100.00	\$9,269.00	\$285,752.00
LAFAYETTE	\$12,736.50	\$5,794.50	\$3,744.00	\$98,900.00	\$608.00	\$988.00	\$2,630.00	\$610.00	\$2,496.00	\$128,507.00
LAWRENCE	\$367.00	\$154.00	\$11,932.00	\$243,169.00	\$1,016.00	\$2,034.00	\$3,903.00	\$1,557.00	\$5,600.00	\$269,732.00
LEE	\$4,169.00	\$11,235.00	\$2,132.00	\$73,273.00	\$114.00	\$390.00	\$1,319.00	\$250.00	\$1,824.00	\$94,706.00
LINCOLN	\$1,024.00	\$461.50	\$1,702.00	\$77,162.00	\$798.00	\$1,232.00	\$2,137.00	\$1,065.00	\$2,659.00	\$88,240.50
LITTLE RIVER	\$6,670.00	\$5,126.00	\$2,427.00	\$149,326.00	\$698.00	\$962.00	\$3,030.00	\$1,218.00	\$3,588.00	\$173,045.00
LOGAN	\$395.50	\$10.50	\$19,328.00	\$277,840.00	\$2,408.00	\$2,316.00	\$5,853.00	\$2,761.00	\$8,262.00	\$319,174.00

ARKANSAS DEPARTMENT OF FINANCE AND ADMINISTRATION
OFFICE OF THE ARKANSAS LOTTERY
RETAIL SALES BY COUNTY
April 1 through April 30, 2025




COUNTY	CASH 3	CASH 4	FAST PLAY	INSTANT SETTLEMENTS	LOTTO	LUCKY FOR LIFE	MEGA MILLIONS	NATURAL STATE STATE	POWERBALL	TOTAL
LONOKE	\$20,354.00	\$11,814.50	\$36,788.00	\$1,109,743.00	\$10,230.00	\$10,378.00	\$29,457.00	\$14,577.00	\$32,528.00	\$1,275,869.50
MADISON	\$84.00	\$77.50	\$1,219.00	\$104,185.00	\$1,148.00	\$1,904.00	\$4,552.00	\$1,397.00	\$5,413.00	\$119,979.50
MARION	\$2,714.00	\$2,906.00	\$8,892.00	\$204,259.00	\$1,750.00	\$2,982.00	\$5,955.00	\$3,210.00	\$7,540.00	\$240,208.00
MILLER	\$36,909.00	\$16,112.50	\$17,166.00	\$563,225.00	\$3,152.00	\$8,604.00	\$12,281.00	\$5,130.00	\$14,155.00	\$676,734.50
MISSISSIPPI	\$67,755.50	\$30,997.50	\$11,768.00	\$817,382.00	\$2,318.00	\$4,174.00	\$13,149.00	\$3,467.00	\$16,750.00	\$967,761.00
MONROE	\$14,559.50	\$10,677.50	\$9,212.00	\$168,044.00	\$956.00	\$1,466.00	\$4,445.00	\$1,673.00	\$4,920.00	\$215,953.00
MONTGOMERY	\$1.00	\$0.00	\$2,845.00	\$38,449.00	\$616.00	\$776.00	\$1,858.00	\$794.00	\$2,164.00	\$47,503.00
NEVADA	\$2,683.00	\$1,803.00	\$1,624.00	\$181,589.00	\$520.00	\$888.00	\$2,060.00	\$653.00	\$2,783.00	\$194,603.00
NEWTON	\$76.00	\$41.00	\$2,213.00	\$52,834.00	\$470.00	\$378.00	\$1,296.00	\$702.00	\$2,280.00	\$60,290.00
OUACHITA	\$15,810.00	\$12,142.50	\$22,112.00	\$796,549.00	\$3,026.00	\$6,932.00	\$8,945.00	\$3,571.00	\$9,714.00	\$878,801.50
PERRY	\$821.50	\$634.00	\$3,933.00	\$129,873.00	\$1,438.00	\$1,292.00	\$3,542.00	\$1,634.00	\$4,323.00	\$147,490.50
PHILLIPS	\$18,645.50	\$7,567.50	\$4,195.00	\$217,196.00	\$1,078.00	\$2,066.00	\$5,257.00	\$2,719.00	\$7,243.00	\$265,967.00
PIKE	\$365.50	\$158.00	\$7,503.00	\$152,772.00	\$1,732.00	\$1,606.00	\$4,069.00	\$2,459.00	\$4,166.00	\$174,830.50
POINSETT	\$6,820.00	\$1,474.00	\$13,878.00	\$484,819.00	\$1,428.00	\$1,756.00	\$6,269.00	\$1,884.00	\$7,543.00	\$525,871.00
POLK	\$1,234.50	\$865.00	\$11,865.00	\$219,875.00	\$1,964.00	\$2,030.00	\$5,536.00	\$3,994.00	\$7,157.00	\$254,520.50
POPE	\$4,324.00	\$1,716.00	\$33,415.00	\$925,222.00	\$7,554.00	\$9,182.00	\$24,457.00	\$8,764.00	\$30,367.00	\$1,045,001.00
PRAIRIE	\$1,009.00	\$418.00	\$2,460.00	\$118,422.00	\$490.00	\$758.00	\$2,533.00	\$472.00	\$2,617.00	\$129,179.00
PULASKI	\$217,196.00	\$140,470.00	\$237,099.00	\$7,460,357.00	\$130,164.00	\$270,810.00	\$403,707.00	\$192,280.00	\$459,352.00	\$9,511,435.00
RANDOLPH	\$287.50	\$57.00	\$8,313.00	\$198,415.00	\$2,584.00	\$2,148.00	\$5,939.00	\$2,222.00	\$7,025.00	\$226,990.50
SAINT FRANCIS	\$30,897.50	\$11,134.50	\$9,918.00	\$384,751.00	\$1,522.00	\$2,768.00	\$5,973.00	\$2,432.00	\$10,315.00	\$459,711.00
SALINE	\$28,786.00	\$9,608.50	\$49,355.00	\$1,210,564.00	\$12,796.00	\$16,920.00	\$35,912.00	\$17,499.00	\$42,713.00	\$1,424,153.50
SCOTT	\$229.00	\$309.00	\$1,672.00	\$117,575.00	\$962.00	\$940.00	\$4,292.00	\$930.00	\$5,577.00	\$132,486.00
SEARCY	\$33.00	\$70.00	\$2,793.00	\$77,109.00	\$784.00	\$316.00	\$1,943.00	\$555.00	\$2,670.00	\$86,273.00
SEBASTIAN	\$16,205.50	\$5,083.00	\$20,512.00	\$941,173.00	\$12,486.00	\$18,002.00	\$43,658.00	\$18,367.00	\$59,491.00	\$1,134,977.50
SEVIER	\$6,270.00	\$120.00	\$3,515.00	\$184,153.00	\$1,348.00	\$1,710.00	\$3,854.00	\$1,579.00	\$5,492.00	\$208,041.00
SHARP	\$1,502.00	\$428.50	\$14,807.00	\$381,100.00	\$3,276.00	\$3,636.00	\$9,177.00	\$6,114.00	\$12,335.00	\$432,375.50
STONE	\$2,375.50	\$995.50	\$3,022.00	\$82,092.00	\$1,024.00	\$1,140.00	\$3,124.00	\$1,592.00	\$4,169.00	\$99,534.00
UNION	\$88,291.00	\$43,697.50	\$24,217.00	\$863,547.00	\$3,642.00	\$6,972.00	\$13,170.00	\$5,321.00	\$17,229.00	\$1,066,086.50
VAN BUREN	\$689.50	\$504.50	\$9,126.00	\$229,080.00	\$2,506.00	\$1,784.00	\$6,477.00	\$3,099.00	\$7,764.00	\$261,030.00
WASHINGTON	\$30,197.00	\$12,510.50	\$24,265.00	\$1,725,284.00	\$21,780.00	\$25,976.00	\$70,692.00	\$23,565.00	\$90,240.00	\$2,024,509.50
WHITE	\$15,245.50	\$5,244.50	\$63,852.00	\$1,005,991.00	\$7,026.00	\$8,650.00	\$22,279.00	\$9,495.00	\$26,874.00	\$1,164,657.00
WOODRUFF	\$1,712.50	\$1,027.00	\$8,655.00	\$133,449.00	\$548.00	\$830.00	\$2,563.00	\$741.00	\$3,037.00	\$152,562.50
YELL	\$96.00	\$151.00	\$12,904.00	\$304,696.00	\$2,238.00	\$2,586.00	\$6,036.00	\$3,102.00	\$7,251.00	\$339,060.00

GRAND TOTALS	*Cash 3	*Cash 4	*Fast Play	*Instant Settlements	*Lotto	*Lucky for Life	*Mega Millions	*Natural State Jackpot	*Powerball	*Total Sales
	\$1,099,903.00	\$578,402.00	\$1,255,497.00	\$40,328,505.00	\$381,994.00	\$621,938.00	\$1,242,948.00	\$542,672.00	\$1,504,093.00	\$47,555,952.00



Arkansas
Scholarship Lottery



**TOTAL NUMBER
OF RETAILERS**

April 2025

Retailer Count by Status	
Active	1,952
Renewal	93
Total	2,045

Terminal Count by Type	
Photon	2,123
TVM	125
DreamTouch Smart	83
Total	2,331

Monthly Highlights

- ▶ 3,874,830 Total transactions processed through the Arkansas Scholarship Lottery System in April
- ▶ 1,163 service tickets resolved by Field Service and the Call Center for the month of April
- ▶ 815 Preventative Maintenance Actions completed by Field Service Technicians for the month of April



Arkansas
Scholarship Lottery



**ARKANSAS
DEPARTMENT OF
HIGHER EDUCATION**



Division of Higher Education

101 E. Capital Ave., Suite 300 • Little Rock, Arkansas • 72201-3818 • (501) 371-2000 • Fax (501) 371-2001

Jacob Oliva
Secretary

Ken Warden, Ed.D.
Commissioner

April 18, 2025

Ms. Sharon Strong, Executive Director
Arkansas Scholarship Lottery
124 W. Capitol Ave., Suite 1400
Little Rock, AR 72201

Dear Ms. Strong:

I hereby certify to the Office of the Arkansas Lottery that an estimated six million (\$6,000,000) in net lottery proceeds will be required to complete disbursement of scholarships awarded under A.C.A. § 6-85-201 et. seq. for the spring 2025 semester.

Therefore, I am requesting the amount of six million (\$6,000,000) be transferred to the Arkansas Division of Higher Education's commercial bank account with First Security Bank by Friday, April 25, 2025. We will monitor closely and advise if additional requests for net proceeds are needed based on the submissions of the universities and colleges enrollment verification rosters.

If you require additional information or have questions, please contact me at 501.371.2026.

Thank you for your consideration in this matter.

Sincerely,

A handwritten signature in black ink, appearing to read "Nicholas Fuller", written in a cursive style.

Nicholas Fuller
Assistant Commissioner for Finance



Arkansas
Scholarship Lottery



INSTANT TICKET RELEASES

DFA/Office of the Arkansas Lottery
Instant & Fast Play Games
April 2025

Sales for the following instant games began April 1, 2025. No ending dates have been determined for these games.

\$2 7s

\$3 Loteria™¹

\$5 Lady Luck

\$10 Black & Gold

¹Loteria™ is a licensed property game. There are no additional costs for this game.

Sales for the following instant game began April 15, 2025. No ending date has been determined for this game.

\$10 Xtreme Money

Sales for the following instant games began April 29, 2025. No ending dates have been determined for these games.

\$1 5X the Luck

\$2 Double Match

\$5 \$100,000 Golden Ticket

\$10 Jackpot Bucks

Sales for the following Fast Play games began April 28, 2025. No ending dates have been determined for these games.

\$1 Find the 9's

\$3 Stars & Stripes



Arkansas
Scholarship Lottery



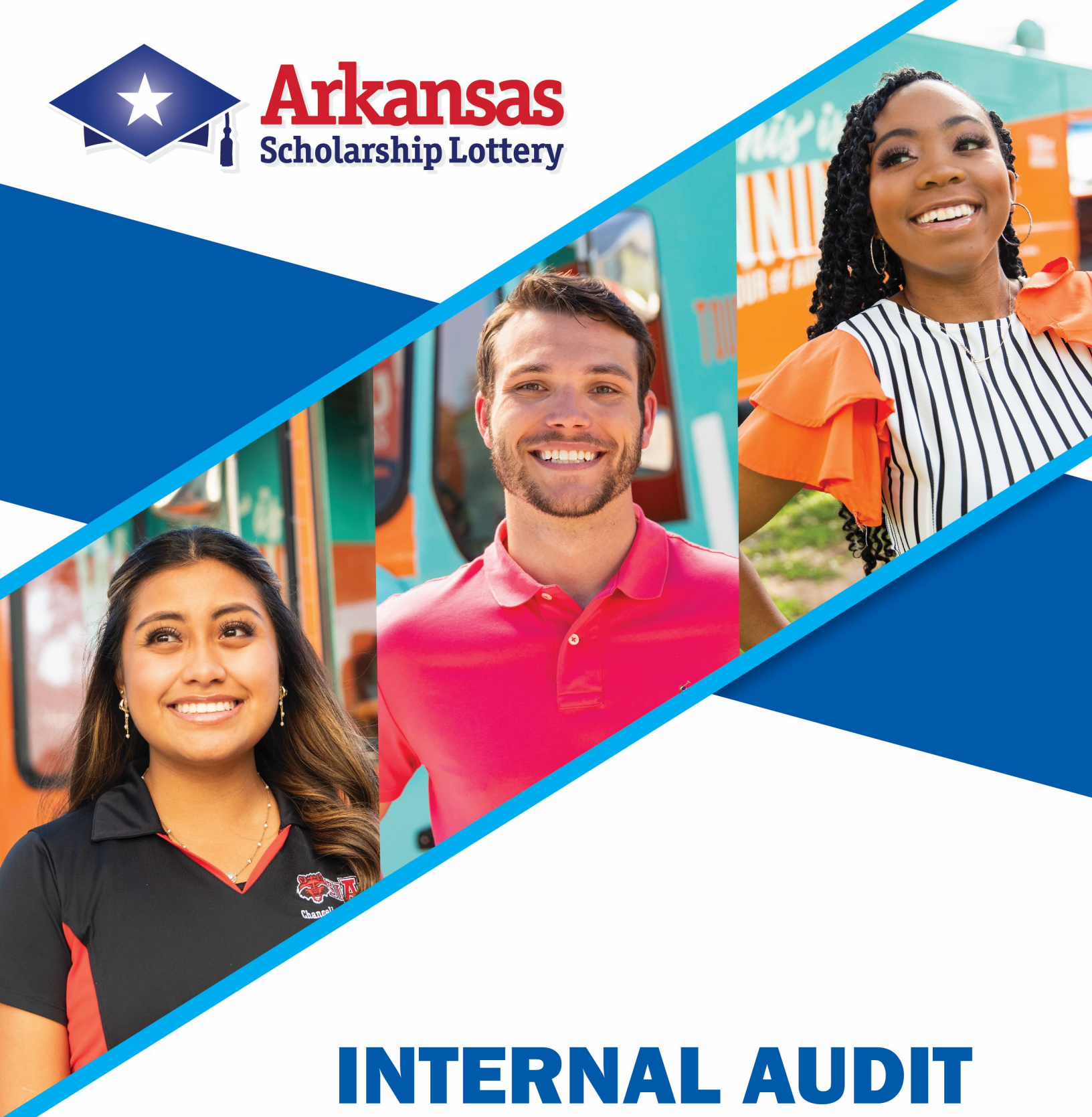
CONTRACTS

**Arkansas Department of Finance and Administration
Office of the Arkansas Lottery
Contracts
April 1 through April 30, 2025**

There were no contracts entered into in excess of \$25,000 by Arkansas Department of Finance and Administration Office of the Arkansas Lottery during the month of April 2025.



Arkansas
Scholarship Lottery



INTERNAL AUDIT REPORTS

**Arkansas Department of Finance and Administration
Office of the Arkansas Lottery
Internal Auditor Reports
April 1 through April 30, 2025**

Office of the Arkansas Lottery had no audit reports issued during the month of April 2025.



Arkansas
Scholarship Lottery



ARKANSAS LOTTERY MINORITY REPORT

**ARKANSAS DEPARTMENT OF FINANCE AND ADMINISTRATION
OFFICE OF THE ARKANSAS LOTTERY**

**OFFICE OF THE ARKANSAS LOTTERY MINORITY AND FEMALE OWNED DIVERSITY COMPLIANCE REPORT
April 1 through April 30, 2025**

Vendors	Goods or Services	Diversity Classification	April 2025	FY 2025 Total
Government Supply Services	Office Furniture/Supplies	CMBE	\$ 301.46	\$ 2,856.45
A-Absolute Moving & Hauling	Moving Office Furniture	CMBE	\$ -	\$ 1,363.34
Totals			\$ 301.46	\$ 4,219.79

**INTRALOT MINORITY AND FEMALE OWNED DIVERSITY COMPLIANCE REPORT
April 1 through April 30, 2025**

Vendors	Goods or Services	Diversity Classification	April 2025	FY 2025 Total
J Kelly Referrals and Informations Services	Call Center/Information Services	CMBE	\$ 31,599.65	\$ 314,972.83
Totals			\$ 31,599.65	\$ 314,972.83

**SCIENTIFIC GAMES MINORITY AND FEMALE OWNED DIVERSITY COMPLIANCE REPORT
April 1 through April 30, 2025**

Vendors	Goods or Services	Diversity Classification	April 2025	FY 2025 Total
Expedited Transportation Service	Transportation Services	DBE	\$ 7,999.94	\$ 36,752.78
Pure Cleaning Services	Janitorial Servies	MBE	\$ 1,226.26	\$ 12,823.98
Ingage, LLC	Fulfillment Services and Prizes	WBE	\$ -	\$ 7,169.11
Totals			\$ 9,226.20	\$ 56,745.87