



STATE OF ARKANSAS
ARKANSAS LOTTERY COMMISSION

Post Office Box 3238
Little Rock, Arkansas 72203-3238
Phone: (501) 683-2000
Fax: (501) 683-1878
<http://myarkansaslottery.com>

November 8, 2013

The Honorable Mike Beebe
Governor of Arkansas
State Capitol
Little Rock, AR 72201

RE: Monthly Disclosure Reports

Dear Governor Beebe:

On behalf of our agency and the Commissioners of the Arkansas Lottery Commission, please accept the attached monthly disclosure reports pursuant to §§ 23-115-206 and 23-115-302 for the month of October 2013. The report contains the following information:

1. Contracts Awarded
2. Debt Set-Off Collections
3. Retailer Losses
4. Breakdown of Lottery Sales per County
5. Total Number of Retailers
6. Total Lottery Revenue
7. Prize Disbursements
8. Operating Expenses
9. Net Assets
10. Administrative Expenses
11. Unclaimed Prize Report
12. Arkansas Lottery Commission Minority- and Female-owned Business Report
13. Arkansas Lottery Commission Vendor Minority- and Female-owned Business Report
14. Arkansas Lottery Commission Demographics
15. Internal Auditor Report
16. Instant Ticket Games Released

Please call me if you have any questions or need additional information.

Respectfully submitted,

A handwritten signature in black ink, appearing to read "B. Woosley".

Bishop Woosley
Director

Enclosures

cc: Dr. George Hammons, Chairman, Arkansas Lottery Commission



STATE OF ARKANSAS
ARKANSAS LOTTERY COMMISSION

Post Office Box 3238
Little Rock, Arkansas 72203-3238
Phone: (501) 683-2000
Fax: (501) 683-1878
<http://myarkansaslottery.com>

November 8, 2013

The Honorable Robert Thompson, Co-Chair
The Honorable Mark Perry, Co-Chair
Arkansas Lottery Commission Legislative Oversight Committee
One Capitol Mall, Room R-501
Little Rock, AR 72201

RE: Monthly Disclosure Reports

Gentlemen:

On behalf of our agency and the Commissioners of the Arkansas Lottery Commission, please accept the attached monthly disclosure reports pursuant to §§ 23-115-206 and 23-115-302 for the month of October 2013. The report contains the following information:

1. Contracts Awarded
2. Debt Set-Off Collections
3. Retailer Losses
4. Breakdown of Lottery Sales per County
5. Total Number of Retailers
6. Total Lottery Revenue
7. Prize Disbursements
8. Operating Expenses
9. Net Assets
10. Administrative Expenses
11. Unclaimed Prize Report
12. Arkansas Lottery Commission Minority- and Female-owned Business Report
13. Arkansas Lottery Commission Vendor Minority- and Female-owned Business Report
14. Arkansas Lottery Commission Demographics
15. Internal Auditor Report
16. Instant Ticket Games Released

Please call me if you have any questions or need additional information.

Respectfully submitted,

A handwritten signature in black ink, appearing to read "Bishop Woosley".

Bishop Woosley
Director

Enclosures

cc: Dr. George Hammons, Chairman, Arkansas Lottery Commission

**Arkansas Lottery Commission Term Contracts for Goods and Services
October 1 through October 31, 2013**

On October 3, 2013, a Non-Exclusive Licensing Agreement was executed between Scientific Games International (“SGI”) and the Arkansas Lottery Commission (“ALC”). The Non-Exclusive Licensing Agreement allows the ALC to reproduce, use and make copies of Instant Game No. 209 “Loteria™” licensed property. A copy of the agreement was provided to the Arkansas Lottery Commission Legislative Oversight Committee on October 21, 2013.

**Arkansas Lottery Commission
Debt Set-Off / Retailer Losses
October 2013**

1. Debt Set-Off:

a.	Department of Finance and Administration	\$ 19,341.50
b.	Office of Child Support Enforcement - Child Support	\$ 22,062.69
	Total Debt Set-Off:	<u>\$ 41,404.19</u>

2. Retailer losses for period October 1 through October 31, 2013: None.

ARKANSAS LOTTERY COMMISSION
RETAIL SALES BY COUNTY
October 1 through October 31, 2013

COUNTY	ARKANSAS 50/50	CASH 3	CASH 4	DECADES OF DOLLARS	FAST PLAY	INSTANT SETTLEMENTS	MEGA MILLIONS	NATURAL STATE JACKPOT	POWERBALL	RAFFLE	TOTAL SALES FOR COUNTY
ARKANSAS	\$70.00	\$8,528.00	\$10,566.00	\$2,258.00	\$17,286.00	\$511,251.00	\$10,579.00	\$8,031.00	\$26,727.00	\$2,690.00	\$597,986.00
ASHLEY	\$35.00	\$8,067.50	\$9,505.00	\$966.00	\$12,205.00	\$106,552.00	\$5,454.00	\$1,870.00	\$18,270.00	\$370.00	\$163,294.50
BAXTER	\$105.00	\$2,383.00	\$2,085.50	\$3,472.00	\$17,574.00	\$293,740.00	\$15,162.00	\$10,621.00	\$41,133.00	\$2,180.00	\$388,455.50
BENTON	\$300.00	\$4,054.50	\$2,241.50	\$9,114.00	\$14,467.00	\$700,424.00	\$53,961.00	\$14,215.00	\$152,790.00	\$7,900.00	\$959,467.00
BOONE	\$90.00	\$2,197.50	\$1,460.00	\$1,514.00	\$7,814.00	\$342,381.00	\$9,917.00	\$3,725.00	\$33,001.00	\$2,550.00	\$404,649.50
BRADLEY	\$10.00	\$700.50	\$807.00	\$500.00	\$2,124.00	\$114,600.00	\$2,766.00	\$1,726.00	\$7,935.00	\$580.00	\$131,748.50
CALHOUN	\$0.00	\$1,268.50	\$493.50	\$362.00	\$837.00	\$37,592.00	\$951.00	\$816.00	\$2,538.00	\$350.00	\$45,208.00
CARROLL	\$20.00	\$741.00	\$922.00	\$1,362.00	\$7,993.00	\$196,139.00	\$6,750.00	\$2,890.00	\$21,508.00	\$760.00	\$239,085.00
CHICOT	\$140.00	\$5,654.00	\$4,387.50	\$2,742.00	\$2,196.00	\$132,127.00	\$16,655.00	\$5,034.00	\$54,076.00	\$1,510.00	\$224,521.50
CLARK	\$60.00	\$2,171.00	\$1,162.00	\$1,358.00	\$5,385.00	\$269,121.00	\$7,563.00	\$2,787.00	\$20,911.00	\$2,060.00	\$312,578.00
CLAY	\$20.00	\$336.00	\$68.50	\$358.00	\$1,751.00	\$82,191.00	\$1,949.00	\$693.00	\$6,547.00	\$270.00	\$94,183.50
CLEBURNE	\$100.00	\$1,234.50	\$523.50	\$2,190.00	\$6,780.00	\$233,765.00	\$11,854.00	\$8,353.00	\$30,211.00	\$2,610.00	\$297,621.00
CLEVELAND	\$5.00	\$406.00	\$446.00	\$228.00	\$2,461.00	\$44,049.00	\$2,008.00	\$713.00	\$4,548.00	\$170.00	\$55,034.00
COLUMBIA	\$25.00	\$11,521.50	\$7,294.50	\$1,314.00	\$41,789.00	\$187,758.00	\$4,590.00	\$3,274.00	\$15,154.00	\$460.00	\$273,180.00
CONWAY	\$30.00	\$4,831.50	\$2,876.00	\$2,022.00	\$16,734.00	\$386,933.00	\$10,790.00	\$7,718.00	\$30,310.00	\$2,510.00	\$464,754.50
CRAIGHEAD	\$345.00	\$9,419.50	\$5,517.00	\$4,770.00	\$28,936.00	\$1,045,608.00	\$29,939.00	\$13,604.00	\$89,186.00	\$4,200.00	\$1,231,524.50
CRAWFORD	\$105.00	\$2,347.00	\$1,022.00	\$2,334.00	\$3,222.00	\$235,141.00	\$18,412.00	\$8,813.00	\$49,821.00	\$2,810.00	\$324,027.00
CRITTENDEN	\$175.00	\$15,484.50	\$13,495.50	\$4,110.00	\$11,243.00	\$417,389.00	\$26,659.00	\$9,741.00	\$79,488.00	\$2,090.00	\$579,875.00
CROSS	\$30.00	\$1,881.50	\$1,406.00	\$872.00	\$8,890.00	\$176,100.00	\$4,590.00	\$3,427.00	\$14,222.00	\$560.00	\$211,978.50
DALLAS	\$30.00	\$1,366.00	\$706.00	\$670.00	\$6,838.00	\$125,102.00	\$3,751.00	\$1,682.00	\$8,716.00	\$560.00	\$149,421.00
DESHA	\$50.00	\$2,427.00	\$788.00	\$580.00	\$1,250.00	\$153,925.00	\$5,221.00	\$3,487.00	\$14,800.00	\$1,270.00	\$183,798.00
DREW	\$20.00	\$1,182.00	\$625.50	\$1,312.00	\$4,458.00	\$155,890.00	\$5,610.00	\$3,317.00	\$16,699.00	\$1,010.00	\$190,123.50
FAULKNER	\$285.00	\$7,951.00	\$5,148.00	\$8,014.00	\$17,765.00	\$1,009,301.00	\$43,213.00	\$18,662.00	\$109,201.00	\$8,500.00	\$1,228,040.00
FRANKLIN	\$50.00	\$644.50	\$134.00	\$776.00	\$14,366.00	\$110,672.00	\$5,976.00	\$2,757.00	\$16,745.00	\$1,180.00	\$153,300.50
FULTON	\$30.00	\$329.00	\$115.50	\$298.00	\$1,206.00	\$47,248.00	\$1,965.00	\$975.00	\$5,731.00	\$390.00	\$58,287.50
GARLAND	\$385.00	\$5,515.50	\$5,617.50	\$11,430.00	\$36,353.00	\$754,554.00	\$50,863.00	\$32,590.00	\$122,684.00	\$8,410.00	\$1,028,402.00
GRANT	\$25.00	\$237.50	\$192.00	\$908.00	\$3,103.00	\$116,704.00	\$5,939.00	\$2,844.00	\$15,269.00	\$770.00	\$145,991.50
GREENE	\$300.00	\$1,225.50	\$554.50	\$1,550.00	\$7,529.00	\$486,295.00	\$13,289.00	\$4,899.00	\$36,500.00	\$2,500.00	\$554,642.00
HEMPSTEAD	\$40.00	\$22,212.00	\$10,490.00	\$808.00	\$1,855.00	\$240,988.00	\$6,658.00	\$3,117.00	\$17,052.00	\$510.00	\$303,730.00
HOT SPRING	\$35.00	\$3,034.50	\$1,187.00	\$1,972.00	\$4,739.00	\$243,725.00	\$10,583.00	\$7,005.00	\$26,845.00	\$1,770.00	\$300,895.50

ARKANSAS LOTTERY COMMISSION
RETAIL SALES BY COUNTY
October 1 through October 31, 2013

COUNTY	ARKANSAS 50/50	CASH 3	CASH 4	DECADES OF DOLLARS	FAST PLAY	INSTANT SETTLEMENTS	MEGA MILLIONS	NATURAL STATE JACKPOT	POWERBALL	RAFFLE	TOTAL SALES FOR COUNTY
HOWARD	\$120.00	\$17,418.50	\$5,409.50	\$690.00	\$2,118.00	\$120,818.00	\$4,521.00	\$1,865.00	\$10,095.00	\$510.00	\$163,565.00
INDEPENDENCE	\$120.00	\$3,872.00	\$1,392.00	\$2,904.00	\$19,669.00	\$579,060.00	\$14,541.00	\$9,574.00	\$36,340.00	\$6,270.00	\$673,742.00
IZARD	\$55.00	\$315.50	\$176.00	\$600.00	\$4,661.00	\$70,529.00	\$3,492.00	\$1,333.00	\$8,364.00	\$580.00	\$90,105.50
JACKSON	\$20.00	\$8,602.50	\$4,989.00	\$1,878.00	\$3,223.00	\$296,165.00	\$8,433.00	\$6,355.00	\$21,859.00	\$1,110.00	\$352,634.50
JEFFERSON	\$195.00	\$40,519.50	\$27,051.50	\$7,756.00	\$52,883.00	\$1,206,894.00	\$37,975.00	\$27,781.00	\$94,777.00	\$6,340.00	\$1,502,172.00
JOHNSON	\$55.00	\$627.00	\$462.00	\$1,094.00	\$3,171.00	\$179,699.00	\$7,996.00	\$3,139.00	\$21,059.00	\$1,030.00	\$218,332.00
LAFAYETTE	\$10.00	\$2,940.00	\$1,353.50	\$374.00	\$1,476.00	\$51,000.00	\$1,329.00	\$954.00	\$4,041.00	\$220.00	\$63,697.50
LAWRENCE	\$20.00	\$941.00	\$368.00	\$818.00	\$6,261.00	\$187,008.00	\$3,586.00	\$1,668.00	\$10,671.00	\$910.00	\$212,251.00
LEE	\$10.00	\$2,017.00	\$2,068.50	\$220.00	\$1,004.00	\$65,415.00	\$1,716.00	\$416.00	\$5,148.00	\$70.00	\$78,084.50
LINCOLN	\$5.00	\$655.50	\$241.00	\$350.00	\$4,510.00	\$78,064.00	\$2,674.00	\$2,523.00	\$7,067.00	\$510.00	\$96,599.50
LITTLE RIVER	\$10.00	\$2,922.00	\$2,052.00	\$772.00	\$712.00	\$79,526.00	\$2,921.00	\$1,477.00	\$7,293.00	\$310.00	\$97,995.00
LOGAN	\$75.00	\$684.50	\$157.00	\$1,252.00	\$8,091.00	\$179,360.00	\$7,895.00	\$3,983.00	\$19,068.00	\$880.00	\$221,445.50
LONOKE	\$145.00	\$8,427.50	\$4,589.50	\$5,910.00	\$23,352.00	\$800,192.00	\$30,907.00	\$14,164.00	\$85,665.00	\$4,330.00	\$977,682.00
MADISON	\$5.00	\$143.00	\$89.50	\$322.00	\$3,015.00	\$39,900.00	\$2,854.00	\$1,091.00	\$8,860.00	\$380.00	\$56,659.50
MARION	\$45.00	\$1,240.50	\$273.50	\$1,290.00	\$3,438.00	\$126,278.00	\$5,143.00	\$2,759.00	\$14,257.00	\$490.00	\$155,214.00
MILLER	\$65.00	\$21,930.00	\$7,747.50	\$1,614.00	\$7,236.00	\$350,765.00	\$11,291.00	\$3,842.00	\$25,178.00	\$1,310.00	\$430,978.50
MISSISSIPPI	\$140.00	\$39,533.50	\$17,166.00	\$1,378.00	\$6,003.00	\$376,380.00	\$10,794.00	\$3,285.00	\$32,871.00	\$1,130.00	\$488,680.50
MONROE	\$5.00	\$2,781.50	\$1,279.50	\$620.00	\$4,137.00	\$113,131.00	\$4,596.00	\$2,180.00	\$14,085.00	\$840.00	\$143,655.00
MONTGOMERY	\$5.00	\$33.00	\$19.00	\$186.00	\$1,457.00	\$14,579.00	\$1,478.00	\$693.00	\$4,684.00	\$330.00	\$23,464.00
NEVADA	\$40.00	\$4,062.00	\$773.00	\$1,172.00	\$6,571.00	\$170,815.00	\$3,696.00	\$1,763.00	\$9,301.00	\$680.00	\$198,873.00
NEWTON	\$15.00	\$137.50	\$58.00	\$250.00	\$5,830.00	\$63,794.00	\$1,386.00	\$782.00	\$3,329.00	\$180.00	\$75,761.50
OUACHITA	\$35.00	\$11,222.50	\$9,096.00	\$1,248.00	\$28,169.00	\$414,852.00	\$8,529.00	\$5,750.00	\$22,980.00	\$2,010.00	\$503,891.50
PERRY	\$0.00	\$579.00	\$268.00	\$476.00	\$1,341.00	\$72,900.00	\$3,841.00	\$1,693.00	\$9,096.00	\$680.00	\$90,874.00
PHILLIPS	\$70.00	\$6,545.50	\$4,981.00	\$1,104.00	\$2,923.00	\$168,500.00	\$9,086.00	\$2,192.00	\$28,658.00	\$490.00	\$224,549.50
PIKE	\$0.00	\$186.00	\$41.50	\$472.00	\$4,938.00	\$58,800.00	\$3,386.00	\$1,808.00	\$8,528.00	\$670.00	\$78,829.50
POINSETT	\$30.00	\$4,899.50	\$1,770.00	\$714.00	\$7,533.00	\$333,196.00	\$7,127.00	\$5,519.00	\$22,220.00	\$790.00	\$383,798.50
POLK	\$5.00	\$406.50	\$84.00	\$896.00	\$1,015.00	\$113,400.00	\$6,452.00	\$2,209.00	\$16,837.00	\$1,020.00	\$142,324.50
POPE	\$145.00	\$4,931.00	\$2,148.50	\$4,644.00	\$15,337.00	\$628,097.00	\$24,688.00	\$11,640.00	\$65,104.00	\$5,250.00	\$761,984.50
PRAIRIE	\$10.00	\$2,929.50	\$983.50	\$628.00	\$2,963.00	\$182,979.00	\$3,308.00	\$1,326.00	\$9,888.00	\$260.00	\$205,275.00
PULASKI	\$1,145.00	\$107,119.00	\$74,554.00	\$40,922.00	\$158,267.00	\$4,865,085.00	\$213,000.00	\$121,211.00	\$525,127.00	\$33,130.00	\$6,139,560.00
RANDOLPH	\$15.00	\$76.00	\$96.50	\$1,058.00	\$1,362.00	\$113,031.00	\$3,484.00	\$2,071.00	\$10,355.00	\$950.00	\$132,498.50

**ARKANSAS LOTTERY COMMISSION
RETAIL SALES BY COUNTY
October 1 through October 31, 2013**

COUNTY	ARKANSAS 50/50	CASH 3	CASH 4	DECADES OF DOLLARS	FAST PLAY	INSTANT SETTLEMENTS	MEGA MILLIONS	NATURAL STATE JACKPOT	POWERBALL	RAFFLE	TOTAL SALES FOR COUNTY
SAINT FRANCIS	\$90.00	\$8,591.50	\$5,367.50	\$1,094.00	\$2,236.00	\$209,041.00	\$8,350.00	\$3,272.00	\$22,829.00	\$550.00	\$261,421.00
SALINE	\$240.00	\$9,201.00	\$3,633.00	\$8,792.00	\$27,077.00	\$914,024.00	\$45,710.00	\$22,420.00	\$114,644.00	\$7,820.00	\$1,153,561.00
SCOTT	\$30.00	\$148.00	\$69.00	\$332.00	\$860.00	\$82,200.00	\$3,031.00	\$1,606.00	\$8,804.00	\$360.00	\$97,440.00
SEARCY	\$20.00	\$3,745.00	\$849.00	\$594.00	\$3,128.00	\$91,153.00	\$2,434.00	\$1,362.00	\$6,541.00	\$760.00	\$110,586.00
SEBASTIAN	\$605.00	\$15,818.00	\$4,729.00	\$7,820.00	\$13,091.00	\$642,045.00	\$50,076.00	\$24,956.00	\$132,475.00	\$9,650.00	\$901,265.00
SEVIER	\$10.00	\$2,709.00	\$914.00	\$440.00	\$1,557.00	\$87,633.00	\$4,284.00	\$1,407.00	\$10,811.00	\$740.00	\$110,505.00
SHARP	\$100.00	\$587.00	\$554.50	\$1,034.00	\$15,912.00	\$185,608.00	\$5,715.00	\$3,423.00	\$15,546.00	\$1,560.00	\$230,039.50
STONE	\$5.00	\$1,447.00	\$499.50	\$988.00	\$1,526.00	\$87,471.00	\$3,450.00	\$2,043.00	\$8,521.00	\$600.00	\$106,550.50
UNION	\$130.00	\$37,262.00	\$21,665.50	\$2,428.00	\$12,825.00	\$574,966.00	\$14,867.00	\$5,965.00	\$41,967.00	\$1,240.00	\$713,315.50
VAN BUREN	\$25.00	\$1,335.50	\$404.00	\$820.00	\$1,510.00	\$119,463.00	\$5,373.00	\$2,571.00	\$14,854.00	\$1,120.00	\$147,475.50
WASHINGTON	\$325.00	\$14,733.00	\$5,155.50	\$10,506.00	\$52,101.00	\$1,116,897.00	\$68,418.00	\$25,093.00	\$184,350.00	\$10,430.00	\$1,488,008.50
WHITE	\$200.00	\$4,278.50	\$2,091.50	\$4,252.00	\$25,017.00	\$1,002,906.00	\$25,575.00	\$13,881.00	\$67,361.00	\$4,310.00	\$1,149,872.00
WOODRUFF	\$10.00	\$2,339.50	\$777.00	\$274.00	\$1,416.00	\$90,396.00	\$2,691.00	\$1,383.00	\$7,760.00	\$560.00	\$107,606.50
YELL	\$5.00	\$731.50	\$83.50	\$1,140.00	\$3,817.00	\$146,177.00	\$6,803.00	\$3,484.00	\$15,452.00	\$1,480.00	\$179,173.00

GRAND TOTALS	*Arkansas 50/50	*Cash 3	*Cash 4	*Decades of Dollars	*Fast Play	*Instant	*Mega Millions	*Natural State Jackpot	*Powerball	*Raffle	*Totals
	\$7,325.00	\$530,976.50	\$310,368.00	\$194,290.00	\$863,888.00	\$26,407,457.00	\$1,092,519.00	\$549,298.00	\$2,903,338.00	\$178,340.00	\$33,037,799.50

*Estimates

**Arkansas Lottery Commission
Total Number of Active Retailers
October 2013**

There were 1,896 active retailers as of October 31, 2013.

Arkansas Lottery Commission
Statement of Net Position
October 31, 2013

ASSETS

Current assets:

Cash and Cash Equivalents	\$ 6,117,392.70
Restricted Assets:	
Cash and cash equivalents	17,345,076.05
Accounts receivable	9,956,183.92
Prepaid items	<u>93,807.84</u>
 Total current assets	 <u>33,512,460.51</u>

Noncurrent assets:

Restricted assets:	
Cash and cash equivalents	20,082,297.00
Deposits with Multi-State Lottery Association	1,824,854.32
Capital assets:	
Equipment	526,664.88
Leasehold Improvements	498,416.68
Less accumulated depreciation	<u>(727,429.58)</u>
 Total noncurrent assets	 <u>22,204,803.30</u>
 Total assets	 <u>\$ 55,717,263.81</u>

LIABILITIES

Current liabilities:

Accounts payable	\$ 960,420.08
Prizes payable	18,352,202.64
Accrued and other liabilities	1,105,543.88
Due to other funds	1,190,921.42
Payable to ADHE	14,798,117.21
Compensated absences	<u>280,605.82</u>
 Total current liabilities	 <u>36,687,811.05</u>

Long-Term liabilities:

Net OPEB Obligation	<u>1,023,635.88</u>
 Total liabilities	 <u>37,711,446.93</u>

Deferred inflows:

Unearned revenue	<u>319,521.61</u>
------------------	-------------------

NET POSITION

Net position:

Invested in capital assets	297,651.98
Restricted:	
Scholarship shortfall fund	20,000,000.00
Retailer fidelity fund	82,297.00
Deposits with Multi-State Lottery Asso.	1,824,854.32
Unclaimed Prize Fund	2,546,958.84
Unrestricted	<u>(7,065,466.87)</u>
 Total net position	 <u>17,686,295.27</u>
 Total liabilities, deferred inflows & net position	 <u>\$ 55,717,263.81</u>

Arkansas Lottery Commission
Statement of Revenues, Expenses, and Changes in Net Position
For the Four Months Ended October 31, 2013

	Current month	Year to date
Operating revenues:		
Instant ticket sales	\$ 26,541,683.00	\$ 102,045,580.00
Online ticket sales	6,684,173.00	30,439,897.50
Retailer application, fidelity and service fees	45,182.58	191,180.76
Other revenue	<u>359.72</u>	<u>2,404.24</u>
 Total operating revenues	 <u>33,271,398.30</u>	 <u>132,679,062.50</u>
 Operating expenses:		
Instant game prizes	19,329,936.98	72,653,615.69
Online game prizes	3,532,737.86	15,990,184.87
Retailer commissions	1,847,131.81	7,383,314.60
Gaming contract costs	1,689,537.69	6,510,399.84
Compensation and benefits	495,588.27	1,828,086.41
Marketing, advertising and promotions	460,000.56	1,309,584.68
General and administrative expenses	150,617.58	508,840.33
Services provided by ADHE	68,333.00	273,332.00
Services provided by Legislative Audit Agency	22,900.00	91,600.00
Legal and professional services	0.00	256.10
Depreciation	<u>15,179.91</u>	<u>60,719.58</u>
 Total operating expenses	 <u>27,611,963.66</u>	 <u>106,609,934.10</u>
 Operating income	 5,659,434.64	 26,069,128.40
 Nonoperating revenue (expense):		
Interest income	17,908.47	97,039.48
Other Non Operating Income	<u> </u>	<u> </u>
 Income before transfers	 5,677,343.11	 26,166,167.88
 Transfers to:		
Trust Account for ADHE	(6,773,936.78)	(24,090,903.67)
Arkansas Department of Human Services	<u> </u>	<u> </u>
 Transfers from:		
Transfers from ADHE	<u> </u>	<u>0.00</u>
 Change in net position	 <u>\$ (1,096,593.67)</u>	 <u>2,075,264.21</u>
 Total net position - beginning	 <u> </u>	 <u>15,611,031.06</u>
Total net position - ending	<u> </u>	<u>\$ 17,686,295.27</u>

Arkansas Lottery Commission
Statement of Revenues, Expenses, and Changes in Net Position
For the Four Months Ended October 31, 2013

	CM Actual	%	CM Budget	%	CM Variance	YTD Actual	%	YTD Budget	%	YTD Variance
Operating Revenues										
Instant Games	\$26,541,683.00	79.77	\$30,958,333.00	80.93	\$(4,416,650.00)	\$102,045,580.00	76.91	\$117,233,332.00	80.68	\$ (15,187,752.00)
OnLine Games	6,684,173.00	20.09	7,247,887.00	18.95	(563,714.00)	30,439,897.50	22.94	27,884,936.00	19.19	2,554,961.50
Retailer application, fidelity	45,182.58	0.14	44,166.00	0.12	1,016.58	191,180.76	0.14	176,666.00	0.12	14,514.76
Other Revenue	<u>359.72</u>	0.00	<u>834.00</u>	0.00	<u>(474.28)</u>	<u>2,404.24</u>	0.00	<u>3,334.00</u>	0.00	<u>(929.76)</u>
Total Operating Revenues	<u>33,271,398.30</u>	100.00	<u>38,251,220.00</u>	100.00	<u>(4,979,821.70)</u>	<u>132,679,062.50</u>	100.00	<u>145,298,268.00</u>	100.00	<u>(12,619,205.50)</u>
Operating Expenses										
Instant Game Prizes	19,329,936.98	58.10	21,790,893.55	56.97	(2,460,956.57)	72,653,615.69	54.76	82,350,179.55	56.68	(9,696,563.86)
On-Line Game Prizes	3,532,737.86	10.62	3,660,096.45	9.57	(127,358.59)	15,990,184.87	12.05	14,078,641.51	9.69	1,911,543.36
Retailer Commissions	1,847,131.81	5.55	2,160,471.00	5.65	(313,339.19)	7,383,314.60	5.56	8,208,595.00	5.65	(825,280.40)
Gaming Contract Costs	1,689,537.69	5.08	1,968,691.00	5.15	(279,153.31)	6,510,399.84	4.91	7,477,660.00	5.15	(967,260.16)
Staff Compensation & Benefits	495,588.27	1.49	557,664.00	1.46	(62,075.73)	1,828,086.41	1.38	2,162,261.00	1.49	(334,174.59)
Marketing, Advertising & Promo	460,000.56	1.38	375,000.00	0.98	85,000.56	1,309,584.68	0.99	1,500,000.00	1.03	(190,415.32)
General and administrative ex	150,617.58	0.45	114,166.00	0.30	36,451.58	508,840.33	0.38	456,666.00	0.31	52,174.33
Services Provided by Other Age	91,233.00	0.27	129,167.00	0.34	(37,934.00)	364,932.00	0.28	516,667.00	0.36	(151,735.00)
Legal and Professional Service	-	-	2,083.00	0.01	(2,083.00)	256.10	0.00	8,333.00	0.01	(8,076.90)
Capital asset depreciation	<u>15,179.91</u>	0.05	<u>15,416.00</u>	0.04	<u>(236.09)</u>	<u>60,719.58</u>	0.05	<u>61,666.00</u>	0.04	<u>(946.42)</u>
Total Operating Expenses	<u>27,611,963.66</u>	82.99	<u>30,773,648.00</u>	80.45	<u>(3,161,684.34)</u>	<u>106,609,934.10</u>	80.35	<u>116,820,669.06</u>	80.40	<u>(10,210,734.96)</u>
Operating Income	5,659,434.64	17.01	7,477,572.00	19.55	(1,818,137.36)	26,069,128.40	19.65	28,477,598.94	19.60	(2,408,470.54)
Non-Operating Revenue (Expense)										
Interest Income	<u>17,908.47</u>	0.05	<u>20,000.00</u>	0.05	<u>(2,091.53)</u>	<u>97,039.48</u>	0.07	<u>80,000.00</u>	0.06	<u>17,039.48</u>
Income before transfers	<u>\$ 5,677,343.11</u>	17.06	<u>\$ 7,497,572.00</u>	19.60	<u>\$(1,820,228.89)</u>	<u>\$ 26,166,167.88</u>	19.72	<u>\$ 28,557,598.94</u>	19.65	<u>\$ (2,391,431.06)</u>

Arkansas Scholarship Commission
Net Proceeds Transfer to Ed Trust Computation
Modified Cash Basis
For the Four Months Ended October 31, 2013

Year to date

Operating revenues:	
Instant ticket SETTLEMENTS	\$ 101,920,673.00
Online ticket sales	30,439,897.50
A/R write-offs	
Retailer application, fidelity and service fees	191,180.76
Other revenue	<u>2,404.24</u>
 Total operating revenues	 <u>132,554,155.50</u>

Operating expenses:	
Instant game prizes SETTLEMENTS	73,054,789.00
Online game prizes	15,990,184.87
Retailer commissions	7,383,314.60
Gaming contract costs	6,510,399.84
Compensation and benefits	1,828,086.41
Marketing, advertising and promotions	1,309,584.68
General and administrative expenses	508,840.33
Services provided by ADHE	273,332.00
Services provided by Legislative Audit Agency	91,600.00
Legal and professional services	256.10
Current year Capital Asset cost	<u>0.00</u>
Total operating expenses	<u>106,950,387.83</u>

Change in net proceeds from operations 25,603,767.67

Nonoperating revenue (expense):

Interest Income	97,039.48	
Other Non Operating Income		
EDUCATION TRUST FUNDING-Current Year	(17,316,966.89)	
Less Act 1180 Unclaimed Prizes	(1,546,958.84)	
Less Transfer to ADHS	0.00	
Less Current year Fidelity Fund fees	(11,710.31)	restricted fund
Less Current year MUSL Reserves additions	(51,234.33)	see 23-115-103(17) and (19)(A)&(B)

NET PROCEEDS EARNED-Current Month **\$ 6,773,936.78**

Totals	Transfer	Interest	Total
	\$ 13,991,179.14	\$ 806,938.07	\$ 14,798,117.21
July 2012 funding - 8/15/12	\$ 4,727,442.68	\$ 25,058.83	\$ 4,752,501.51
ADHE Refund for excess funding 8/7/12	\$ 6,342,312.00		\$ 6,342,312.00
August transfer to ADHE 8/10/12	\$ (55,000,000.00)		\$ (55,000,000.00)
June 2012 Audit Adjustments funding - 9/15/12	\$ (72,247.92)		\$ (72,247.92)
August 2012 funding - 9/15/12	\$ 7,181,223.09	\$ 12,062.84	\$ 7,193,285.93
September 2012 funding - 10/15/12	\$ 6,576,892.46	\$ 8,064.30	\$ 6,584,956.76
October 2012 funding - 11/15/12	\$ 6,621,349.77	\$ 11,516.26	\$ 6,632,866.03
November 2012 funding - 12/15/12	\$ 8,429,441.15	\$ 14,494.44	\$ 8,443,935.59
December 2012 funding - 1/15/13	\$ 6,895,999.32	\$ 18,261.36	\$ 6,914,260.68
January 2013 funding - 2/15/13	\$ 6,516,869.09	\$ 22,084.00	\$ 6,538,953.09
February transfer to ADHE 2/1/13	\$ (45,000,000.00)		\$ (45,000,000.00)
February transfer to ADHE 2/8/13	\$ (10,000,000.00)		\$ (10,000,000.00)
February 2013 funding - 3/15/13	\$ 6,445,840.69	\$ 1,278.08	\$ 6,447,118.77
March transfer to ADHE 3/22/13	\$ (5,000,000.00)		\$ (5,000,000.00)
March 2013 funding - 4/15/13	\$ 9,773,520.45	\$ 1,752.38	\$ 9,775,272.83
April 2013 funding - 5/15/13	\$ 8,139,256.61	\$ 4,210.72	\$ 8,143,467.33
May 2013 funding - 6/15/13	\$ 9,886,108.67	\$ 8,239.18	\$ 9,894,347.85
June 2013 funding - 7/15/13	\$ 3,539,162.77	\$ 11,906.02	\$ 3,551,068.79
June 2013 Unclaimed Prize funding - 7/15/13	\$ 5,040,413.97		\$ 5,040,413.97
ADHE Refund for excess funding 8/17/13	\$ 2,138,092.38		\$ 2,138,092.38
July 2013 funding - 8/15/13	\$ 4,874,325.72	\$ 17,045.97	\$ 4,891,371.69
August transfer to ADHE 8/29/13	\$ (45,000,000.00)		\$ (45,000,000.00)
August 2013 funding - 9/15/13	\$ 6,383,238.35	\$ 18,590.75	\$ 6,401,829.10
August transfer to ADHE 9/13/13	\$ (5,000,000.00)		\$ (5,000,000.00)
June 2013 Audit Adjustments funding - 10/15/13	\$ 344,712.16		\$ 344,712.16
September 2013 funding - 10/15/13	\$ 6,022,883.01	\$ 883.09	\$ 6,023,766.10
October 2013 funding - 11/15/13	\$ 6,771,052.05	\$ 2,884.73	\$ 6,773,936.78

Arkansas Lottery Commission
Unclaimed Prizes
October 31, 2013

	Monthly	Year to Date
1. Unclaimed lottery prize money:	\$ 94,334.00	\$1,546,958.84
2. Expenditures from unclaimed lottery prize money:	0.00	0.00
3. Reserved for future prizes, promotions or reserves:	\$ 94,334.00	\$1,546,958.84
Deposits to net lottery proceeds from unclaimed Lottery prize money:	0.00	0.00

ARKANSAS LOTTERY COMMISSION MINORITY- AND FEMALE-OWNED DIVERSITY COMPLIANCE REPORT

October 1 through October 31, 2013

Vendors	Goods or Services	Diversity Classification	October 2013	FY 2014 Total
Byrd Enterprises, Inc.	Lighting & Service Co.	Minority-owned		\$379.50
Goddess Products	Office Furniture/Supplies	Minority-owned		\$1,780.90
Northeast Arkansas Cleaning Service	Janitorial Services	Female-owned	\$539.55	\$2,212.70
Party Prints, Inc.	Advertising/Public Relations	Minority/Female-owned		\$6,781.25
Ride N Shine Detail	Auto Servicing	Minority-owned		\$22.39
SHI International Corporation	Computer Software	Female-owned	\$10,507.08	\$10,739.08
Trivia Marketing	Advertising/Public Relations	Female-owned		\$6.54
Totals			\$11,046.63	\$21,922.36

INTRALOT MINORITY- AND FEMALE-OWNED DIVERSITY COMPLIANCE REPORT

October 1 through October 31, 2013

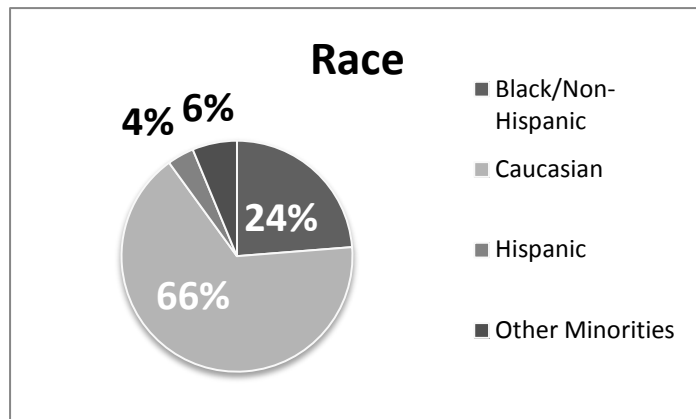
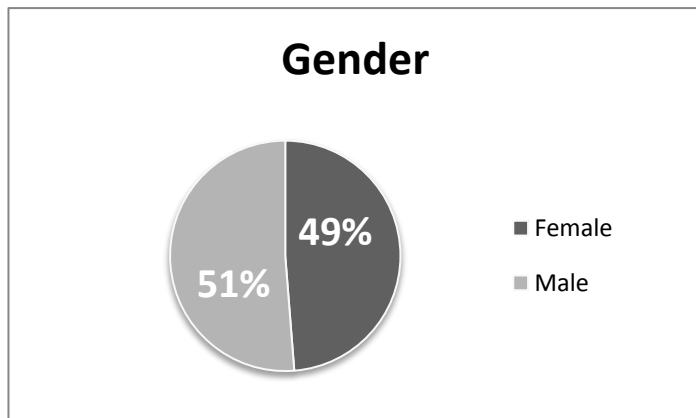
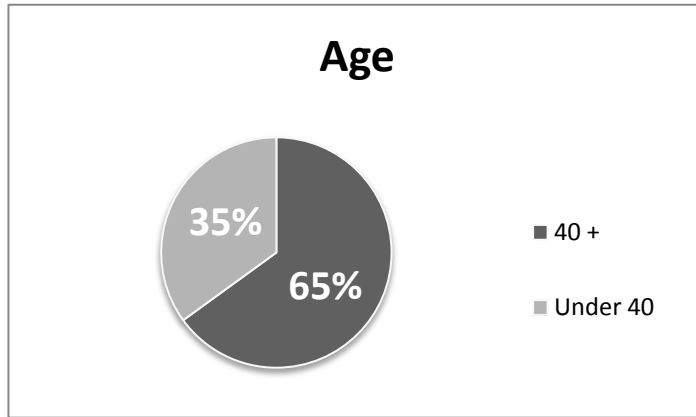
Vendors	Goods or Services	Diversity Classification	October 2013	FY 2014 Total
J Kelly Referrals and Information Services	Call Center/Information Services	Minority-owned	\$13,862.16	\$45,486.48
Totals			\$13,862.16	\$45,486.48

SCIENTIFIC GAMES MINORITY- AND FEMALE-OWNED DIVERSITY COMPLIANCE REPORT

October 1 through October 31, 2013

Vendors	Goods or Services	Diversity Classification	October 2013	FY 2014 Total
Central Copiers	Office Equipment	Female-owned	\$716.40	\$716.40
Expedited Transportation Service	Transportation Services	Female-owned	\$17,230.59	\$55,013.14
Laser Express, Inc.	Computer Printer Supply	Minority-owned		\$712.50
Mr. Klean Carpet and Janitorial Service	Janitorial Services	Minority-owned	\$298.30	\$1,193.20
Totals			\$18,245.29	\$57,635.24

**Arkansas Lottery Commission
Demographics – October 2013**



Total Number of Employees as of October 31, 2013: 80

Gender:

Females – 39
Males – 41

Age:

Under 40 – 28
40 + – 52

Race:

Black/Non-Hispanic – 19
Female – 13
Male - 6

Caucasian – 53
Female - 22
Male - 31

Hispanic – 3
Female - 2
Male - 1

Other – 5
Female - 2
Male - 3

**Arkansas Lottery Commission – Internal Audit
Arkansas Lottery Commission Legislative Oversight Committee Monthly Report
November 8, 2013**

No issues or problems have been reported to the Arkansas Lottery Commission since the previous report submitted to the Arkansas Lottery Commission Legislative Oversight Committee on October 10, 2013.

Arkansas Lottery Commission
Instant & Fast Play Games
October 2013

Sales for the following instant games began October 1, 2013. No ending dates have been determined for these games.

\$1 Full of 50's

\$2 Money Roll

\$5 Quick Grand

\$20 Millionaire Madness

Sales for the following Fast Play games began October 7, 2013. No ending dates have been determined for these games.

\$1 Hunting for Hundreds

\$5 BlackJack