



STATE OF ARKANSAS  
**Department of Finance  
and Administration**

**OFFICE OF THE ARKANSAS LOTTERY**

Post Office Box 3238  
Little Rock, Arkansas 72203-3238  
Phone: (501) 683-2000  
Fax: (501) 683-1878  
<http://myarkansaslottery.com>

March 10, 2022

The Honorable Asa Hutchinson  
Governor of Arkansas  
State Capitol  
Little Rock, AR 72201

RE: Monthly Disclosure Reports

Dear Governor Hutchinson:

On behalf of the Arkansas Department of Finance and Administration and the Office of the Arkansas Lottery, pursuant to A.C.A. §§ 23-115-206 and 23-115-302, please accept the attached disclosure reports for the month of February 2022. The reports contain the following information:

1. Contracts Awarded
2. Debt Set-Off Collections
3. Retailer Losses
4. Breakdown of Lottery Sales per County
5. Total Number of Retailers
6. Total Lottery Revenue
7. Prize Disbursements
8. Operating Expenses
9. Net Assets
10. Administrative Expenses
11. Unclaimed Prize Report
12. DFA Office of the Arkansas Lottery Minority-and Female-owned Business Report
13. DFA Office of the Arkansas Lottery Demographics
14. Internal Auditor Reports
15. Instant Ticket Games Released
16. ADHE

Please call me if you have any questions or need additional information.

Respectfully submitted,

J. Eric Hagler  
Director

Enclosures

cc: Mr. Larry Walther, Secretary of the Department of Finance and Administration



STATE OF ARKANSAS  
**Department of Finance  
and Administration**

**OFFICE OF THE ARKANSAS LOTTERY**

Post Office Box 3238  
Little Rock, Arkansas 72203-3238  
Phone: (501) 683-2000  
Fax: (501) 683-1878  
<http://myarkansaslottery.com>

March 10, 2022

The Honorable Ronald Caldwell, Co-Chair  
The Honorable Gary Deffenbaugh, Co-Chair  
Arkansas Legislative Council Lottery Oversight Subcommittee  
One Capitol Mall Room R-501  
Little Rock, AR 72201

RE: Monthly Disclosure Reports

Dear Senator Caldwell and Representative Deffenbaugh:

On behalf of the Arkansas Department of Finance and Administration and the Office of the Arkansas Lottery, pursuant to A.C.A. §§ 23-115-206 and 23-115-302, please accept the attached disclosure reports for the month of February 2022. The reports contain the following information:

1. Contracts Awarded
2. Debt Set-Off Collections
3. Retailer Losses
4. Breakdown of Lottery Sales per County
5. Total Number of Retailers
6. Total Lottery Revenue
7. Prize Disbursements
8. Operating Expenses
9. Net Assets
10. Administrative Expenses
11. Unclaimed Prize Report
12. DFA Office of the Arkansas Lottery Minority-and Female-owned Business Report
13. DFA Office of the Arkansas Lottery Demographics
14. Internal Auditor Reports
15. Instant Ticket Games Released
16. ADHE

Please call me if you have any questions or need additional information.

Respectfully submitted,

J. Eric Hagler  
Director

Enclosures

cc: Mr. Larry Walther, Secretary of the Department of Finance and Administration

**Arkansas Problem Gambling Helpline  
HELPLINE SERVICE AGREEMENT**

This agreement is between the Department of Finance and Administration, Office of the Arkansas Lottery or (OAL) and the Louisiana Association on Compulsive Gambling (LACG or the Contracted Agency) to provide problem gambling helpline services to Arkansas residents. The LACG agrees to provide helpline service for calls from Arkansas to the OAL.

Per this agreement, the LACG Helpline Service will:

- ❖ Provide answering service 24 hours a day, seven days a week, utilizing "live" Helpline specialists. The specialists will answer all calls and provide crisis intervention for callers as needed. A minimum of two Specialists will be scheduled to answer calls at all times.
- ❖ Ensure that call center staff have specific training in problem gambling issues; and meet the additional standards for call centers as established in the NCPG Helpline Policies and Procedures document.
- ❖ Screen and train Helpline specialists to meet Contractor's requirements. All staff members will be supervised by a Masters-level Mental Health professional with appropriate board approved licensure.
- ❖ Offer callers appropriate referral resources, as determined by the OAL.
- ❖ Provide translation services as needed to Helpline callers with use of language line services.
- ❖ Collect data from each caller per the minimum requirements set by the OAL. The Helpline will collect daily statistics in an electronic format that will be sent to OAL on a monthly basis in a general report format.

All caller information is kept confidential. No names and addresses are to be reported to anyone outside the LACG. All documents, except confidential caller information, generated because of this contract will only be shared as needed to expand services and advocate for those impacted by problem gambling in the state of Arkansas. The OAL will be notified prior to any release of data. Data will be transferred to the OAL's possession at the termination of the contract period.

At all times that the Contracted Agency is providing services and throughout the term of this contract, the Contracted Agency shall maintain in force a liability insurance policy with a recognized insurer, having policy limits of \$1,000,000/\$3,000,000.

The Contracted Agency hereby agrees to indemnify, defend and save harmless the OAL in and from all claims, losses, damages, liabilities and detriments of every kind and character, including without limitation attorney fees, for any breach of care, negligence, malfeasance or violation of law or rights by the Contracted Agency or alleged by any third party, including without limitation any governmental authority, against the OAL on account of the Contracted Agency. In consideration of the above services,

the OAL will reimburse the LACG \$1,665.00 monthly upon receipt of an invoice; this will include payment for helpline services, monthly and annual reports and use of a language line, when necessary.

The contract will begin 3/1/2022 and run through 3/1/2023. Either party upon 30 days written notice may terminate agreement. The OAL reserves the right to immediately terminate the agreement in the event of any breach of the foregoing terms by the Contracted Agency.

Either party shall have no liability to the other party if it becomes unable to timely perform the agreed to services due to fire, explosion, lightning, pest damage, power surges or failures, strikes or labor disputes, water, acts of God, the elements, war, civil disturbances, acts of civil or military authorities or the public enemy, inability to secure raw materials, fuel or energy shortages, transportation facilities, acts or omissions of communications carriers, or other causes beyond that party's control whether or not similar to the foregoing.

If the volume of calls and/or intakes increases or decreases by as much as 10% or more for a period of three consecutive months, both parties retain the right to negotiate different rates.

Department of Finance and Administration

Louisiana Association on Compulsive Gambling

Office of the Arkansas Lottery (OAL)

(LACG)

  
Eric Hagler, Director

  
Janet Miller, Executive Director

02/15/2022  
Date

2/10/2022  
Date

# AR LOTTERY GAMES EMERGENCY DRAW PROCEDURES

## **Purpose**

To ensure the integrity of the Draw process by defining and establishing a consistent and repeatable process for selecting unbiased random numbers using proprietary, computerized digital draw systems. Any deviation will be documented and reported at the end of every draw event. Adherence to these procedures helps assure the integrity of the draw process.

These procedures will be performed by MUSL in the event that the AR Lottery is unable to complete these duties.

## **Scope**

These procedures describe the methods for selecting the winning numbers and outline the required duties and responsibilities of the Draw Officials and other authorized persons for conducting the pre-, official-, and post-draw procedures.

## **Draw Officials**

1. MUSL Draw Manager
2. Independent Draw Auditor
3. AR Lottery Official(s)
4. Vendor Personnel

Although certain responsibilities are delegated to a particular official, it is necessary that the other official confirm the particular activity of the involved official. All officials should concur that each step of the procedures has been followed as required.

The Draw Manager shall use the AR Control Form to document that these draw procedures are followed.

## **I. PRIOR TO DRAW DAY**

### **Draw Manager:**

Prior to conducting any draw, ensure all game components to be used for the draw have been tested and certified. Certification and test results shall remain on file at the MUSL office.

Confirm officials for the draw and establish security code for any telephone communication. Confirm that back-up personnel are on stand-by.

## II. DAY OF DRAW

### AR Lottery Official:

Contact MUSL at one of the following numbers and advise them of the need for MUSL to conduct their in-state games.

- Sue Dooley: 515-453-1403 (office) 515-201-7077 (cell)
- J. Bret Toyne: 515-453-1402 (office) 515-240-1440 (cell)
- MUSL Central Office (During Regular business hours) 515-453-1400
- MUSL Draw Room (During evening draw hours) 515-453-1410

Inform MUSL which draws are to be performed. MUSL will note the date, time, and person authorizing MUSL to proceed with draw procedures on the AR Lottery Control Form. This notification should come from one or more of the following persons:

- J. Eric Hagler; Executive Director
- Angela Springer; Director of Security & Compliance
- Justin Webb; Deputy Director of Security & Compliance
- Antwon Ross; IT Security Analyst

A list of the current draws, times, and matrixes are listed below. MUSL will confirm that this list accurately represents the current matrices.

<u>Game</u>	<u>Drawn</u>	<u>Matrix</u>	<u>Game Closure</u>	<u>Draw Time</u>
• Cash 3-Mid	Mon-Sat	0-9	12:55 pm CT	12:59 pm CT
• Cash 4-Mid	Mon-Sat	0-9	12:55 pm CT	12:59 pm CT
• Cash 3-Eve	Daily	0-9	6:55 pm CT	6:59 pm CT
• Cash 4-Eve	Daily	0-9	6:55 pm CT	6:59 pm CT
• NSJ	Mon-Sat	5/39	7:55 pm CT	8:00 pm CT

### Draw Officials:

Arrive at MUSL central office draw room at the time specified by the AR Lottery. Draw procedures may not begin until all staff is present.

### Draw Manager:

Ensure that all MUSL video feeds are functioning and begin observing the draw process via security web site connection.

If critical video feeds are not functioning, contact MUSL IT for potential resolution: Critical feeds include DDS monitor feeds as well as MUSL Central Office Draw Room cameras

(5 cameras). If MUSL IT is unable to resolve the non-functioning video feeds, the drawing may proceed noting this exception in the Draw Control Form.

Non-critical cameras outages should be investigated, but do not need to be documented on Draw Control Form.

In addition to contacting MUSL IT, any outage (whether critical or non-critical) of any camera/video feed is considered a security incident and must be immediately emailed to security@musl.com, in addition to any other investigation or notification.

**Draw Manager and Independent Draw Auditor:**

Confirm that the seals on the enclosures are the same as at the close of previous draw. If a discrepancy is found, the drawing will not be conducted until the cause of the discrepancy has been identified and confirmed that the integrity of the draw has not been compromised.

**Draw Manager:**

If two machines are available for use: Retrieve the coin from its standard location on the shelf in the back of the draw room. Confirm both sides of the coin with the Independent Draw Auditor. Flip the coin in the air. Once it has landed, show it to the Independent Draw Auditor to confirm whether heads or tails was selected. If the coin lands heads up, Machine 5 will be used. If the coin lands tails up, Machine 7 will be used.

If only one machine is available, use that machine.

*Note: The coin flip is used only to distribute use of the machines and for production purposes. It is not relied on to add entropy or randomness to the draw outputs.*

**Draw Manager and Independent Draw Auditor:**

Using your respective control forms, record the DDS to be used.

### III. PRIOR TO OFFICIAL DRAW

**AR Lottery Official:**

Close game sales for the current draw at 12:55 pm CT (Mid); 6:55 pm (Eve-Cash Games); and 7:55 pm CT (NSJ).

**AR Lottery Official:**

- Contact MUSL (515-453-1410) to verify that draw break has occurred. MUSL will write down the personnel confirming draw break and the time of the conversation.

#### IV. OFFICIAL DRAW

*Note: Steps for a draw can be found in DDS Draw Procedures Document. This document has the step-by-step process, along with screen shots, used to select winning numbers for all games on the MUSL DDS.*

**Draw Officials:**

Record numbers as they are drawn on respective Control Forms.

Confirm all winning numbers.

**Draw Manager:**

Have winning numbers confirmed by the Independent Draw Auditor.

**Draw Manager:**

Send AR winning numbers form and/or DDS printout to AR Lottery to AR Lottery Email Group.

Phone, Email, and Fax Numbers are as follows:

<u>Entity</u>	<u>Phone #</u>	<u>Fax #/Email</u>
• J. Eric Hagler	501.353.8988	<a href="mailto:eric.hagler@arkansas.gov">eric.hagler@arkansas.gov</a>
• Angela Springer	501.765.3129	<a href="mailto:Angela.Springer@arkansas.gov">Angela.Springer@arkansas.gov</a>
• Justin Webb	501.765.7494	<a href="mailto:justin.webb@arkansas.gov">justin.webb@arkansas.gov</a>
• Anttwon Ross	501.765.7520	<a href="mailto:anttwon.ross@arkansas.gov">anttwon.ross@arkansas.gov</a>

**AR Lottery Official:**

Confirm receipt of official winning numbers by calling the MUSL central office draw room (515-453-1410).

**Draw Manager:**

Retain a copy of the draw process.



## V. POST DRAW ACTIVITIES

**Draw Manager:**

Shut down the DDS when all games have been completed.

**Draw Officials:**

Place new seal on DDS that was used for draw process.

**Draw Manager:**

Leave a Seal Control Sheet on clipboard to compare seal numbers and draw information for next draw.

**Independent Draw Auditor:**

Confirm that the seal numbers placed on the clipboard are correct.

**Draw Manager:**

Keep original copy of AR Lottery Control Form until next working day; then retain in draw files at MUSL central office. Send a copy of all draw paperwork to AR Lottery.

**AR Lottery Official:**

Perform additional duties after draw has been completed by MUSL.

MULTI-STATE LOTTERY ASSOCIATION

Signature: Wayne Colezal  
Wayne Colezal (Feb 14, 2022 13:58 CST)

Title: Dep Exec Director

Date: 2-14-22

OFFICE OF THE ARKANSAS  
LOTTERY EXECUTIVE DIRECTOR

Signature: [Handwritten Signature]

Title: EXECUTIVE DIRECTOR

Date: 02/15/2022






# AR Emergency Draw Procedures\_Feb22\_Final

Final Audit Report

2022-02-14

Created:	2022-02-14
By:	Sue Dooley (sue@musl.com)
Status:	Signed
Transaction ID:	CBJCHBCAABAAPA002J2nGY5CFY3RHbMg3lXrXGfMBIOW

## "AR Emergency Draw Procedures\_Feb22\_Final" History

-  Document created by Sue Dooley (sue@musl.com)  
2022-02-14 - 7:27:15 PM GMT
-  Document emailed to Wayne Dolezal (wayne@musl.com) for signature  
2022-02-14 - 7:27:48 PM GMT
-  Email viewed by Wayne Dolezal (wayne@musl.com)  
2022-02-14 - 7:58:27 PM GMT
-  Document e-signed by Wayne Dolezal (wayne@musl.com)  
Signature Date: 2022-02-14 - 7:58:50 PM GMT - Time Source: server
-  Agreement completed.  
2022-02-14 - 7:58:50 PM GMT

**Arkansas Department of Finance and Administration  
Office of the Arkansas Lottery  
Debt Set-Off and Retailer Losses  
February 28, 2022**

**1. Debt Set-Off Collections:**

a. Arkansas Department of Finance and Administration	\$ 12,640.04
b. Arkansas Office of Child Support Enforcement - Child Support	<u>\$ 2,966.32</u>
Total Debt Set-Off:	\$ 15,606.36

**2. Retailer Losses: \$0.00**

**ARKANSAS DEPARTMENT OF FINANCE AND ADMINISTRATION**  
**OFFICE OF THE ARKANSAS LOTTERY**  
**RETAIL SALES BY COUNTY**  
**February 1 through February 28, 2022**

COUNTY	CASH 3	CASH 4	FAST PLAY	INSTANT SETTLEMENTS	LUCKY FOR LIFE	MEGA MILLIONS	NATURAL STATE STATE	POWERBALL	TOTAL
ARKANSAS	\$16,337.50	\$9,738.00	\$13,299.00	\$447,516.00	\$3,108.00	\$7,664.00	\$3,857.00	\$13,478.00	\$514,997.50
ASHLEY	\$15,136.50	\$16,041.00	\$12,440.00	\$198,926.00	\$2,232.00	\$4,760.00	\$2,294.00	\$10,520.00	\$262,349.50
BAXTER	\$3,155.00	\$2,038.00	\$14,723.00	\$432,582.00	\$8,668.00	\$14,321.00	\$9,521.00	\$26,841.00	\$511,849.00
BENTON	\$8,576.50	\$3,403.00	\$25,871.00	\$1,293,087.00	\$20,914.00	\$63,254.00	\$20,977.00	\$118,011.00	\$1,554,093.50
BOONE	\$2,137.50	\$3,133.00	\$25,852.00	\$374,107.00	\$1,914.00	\$9,869.00	\$4,109.00	\$18,025.00	\$439,146.50
BRADLEY	\$1,841.50	\$5,499.50	\$2,434.00	\$159,998.00	\$1,122.00	\$3,070.00	\$1,484.00	\$5,511.00	\$180,960.00
CALHOUN	\$3,183.00	\$732.50	\$1,650.00	\$52,009.00	\$718.00	\$818.00	\$605.00	\$1,740.00	\$61,455.50
CARROLL	\$923.50	\$1,047.00	\$9,112.00	\$257,685.00	\$2,310.00	\$5,931.00	\$3,149.00	\$12,204.00	\$292,361.50
CHICOT	\$7,340.50	\$2,652.50	\$6,103.00	\$168,823.00	\$2,942.00	\$6,280.00	\$2,766.00	\$10,911.00	\$207,818.00
CLARK	\$2,984.00	\$651.50	\$29,484.00	\$350,871.00	\$3,414.00	\$7,834.00	\$4,968.00	\$13,909.00	\$414,115.50
CLAY	\$725.50	\$34.50	\$3,956.00	\$99,914.00	\$1,142.00	\$2,486.00	\$1,864.00	\$4,357.00	\$114,479.00
CLEBURNE	\$2,058.50	\$283.50	\$20,715.00	\$287,944.00	\$4,410.00	\$11,069.00	\$6,456.00	\$18,904.00	\$351,840.00
CLEVELAND	\$849.50	\$278.50	\$1,452.00	\$47,280.00	\$902.00	\$953.00	\$227.00	\$2,013.00	\$53,955.00
COLUMBIA	\$15,402.00	\$7,016.50	\$7,804.00	\$354,082.00	\$5,070.00	\$5,940.00	\$2,553.00	\$11,249.00	\$409,116.50
CONWAY	\$5,890.50	\$1,628.50	\$12,364.00	\$373,759.00	\$4,350.00	\$9,454.00	\$6,505.00	\$16,645.00	\$430,596.00
CRAIGHEAD	\$14,882.50	\$7,946.50	\$48,912.00	\$1,698,208.00	\$9,930.00	\$27,008.00	\$11,316.00	\$48,148.00	\$1,866,351.00
CRAWFORD	\$2,506.00	\$1,201.00	\$10,613.00	\$364,027.00	\$5,832.00	\$17,152.00	\$6,924.00	\$29,315.00	\$437,570.00
CRITTENDEN	\$39,264.50	\$19,928.00	\$19,345.00	\$693,045.00	\$7,878.00	\$20,825.00	\$8,626.00	\$43,588.00	\$852,499.50
CROSS	\$6,392.50	\$2,706.00	\$10,121.00	\$289,008.00	\$1,410.00	\$3,884.00	\$1,915.00	\$7,004.00	\$322,440.50
DALLAS	\$2,212.50	\$995.50	\$5,728.00	\$207,332.00	\$724.00	\$2,752.00	\$1,575.00	\$5,115.00	\$226,434.00
DESHA	\$3,686.00	\$1,487.50	\$4,048.00	\$242,601.00	\$1,432.00	\$4,900.00	\$2,210.00	\$8,333.00	\$268,697.50
DREW	\$3,279.00	\$1,954.00	\$8,881.00	\$362,817.00	\$3,372.00	\$7,113.00	\$2,734.00	\$11,906.00	\$402,056.00
FAULKNER	\$12,145.50	\$4,869.50	\$37,054.00	\$1,179,043.00	\$16,198.00	\$35,104.00	\$19,902.00	\$62,167.00	\$1,366,483.00
FRANKLIN	\$605.00	\$135.00	\$11,288.00	\$185,074.00	\$1,134.00	\$6,822.00	\$2,480.00	\$12,120.00	\$219,658.00
FULTON	\$304.00	\$703.00	\$3,938.00	\$59,831.00	\$510.00	\$1,544.00	\$635.00	\$2,732.00	\$70,197.00
GARLAND	\$14,116.50	\$7,577.50	\$36,848.00	\$1,117,109.00	\$25,124.00	\$44,907.00	\$31,222.00	\$78,769.00	\$1,355,673.00
GRANT	\$852.00	\$594.00	\$6,666.00	\$138,189.00	\$1,848.00	\$4,890.00	\$2,632.00	\$8,464.00	\$164,135.00
GREENE	\$456.50	\$600.50	\$15,148.00	\$592,487.00	\$4,590.00	\$11,702.00	\$5,670.00	\$23,220.00	\$653,874.00
HEMPSTEAD	\$67,407.00	\$22,549.50	\$13,712.00	\$382,281.00	\$3,140.00	\$5,740.00	\$2,084.00	\$11,003.00	\$507,916.50
HOT SPRING	\$1,044.50	\$429.50	\$16,036.00	\$362,124.00	\$3,462.00	\$9,157.00	\$4,235.00	\$15,148.00	\$411,636.00
HOWARD	\$50,358.50	\$11,976.00	\$8,481.00	\$216,278.00	\$2,036.00	\$4,168.00	\$2,221.00	\$7,065.00	\$302,583.50
INDEPENDENCE	\$4,103.00	\$2,315.00	\$47,592.00	\$559,993.00	\$4,374.00	\$10,965.00	\$5,261.00	\$20,149.00	\$654,752.00
IZARD	\$272.50	\$226.50	\$3,509.00	\$79,899.00	\$548.00	\$3,027.00	\$1,303.00	\$4,811.00	\$93,596.00
JACKSON	\$18,667.50	\$12,644.00	\$19,398.00	\$327,300.00	\$1,464.00	\$4,880.00	\$3,738.00	\$9,076.00	\$397,167.50
JEFFERSON	\$64,810.00	\$42,469.00	\$25,449.00	\$1,242,965.00	\$17,464.00	\$31,580.00	\$18,555.00	\$58,170.00	\$1,501,462.00
JOHNSON	\$1,297.50	\$1,443.50	\$5,081.00	\$274,812.00	\$2,316.00	\$6,563.00	\$3,582.00	\$12,002.00	\$307,097.00
LAFAYETTE	\$14,633.00	\$2,980.00	\$2,079.00	\$102,344.00	\$726.00	\$1,968.00	\$573.00	\$3,210.00	\$128,513.00
LAWRENCE	\$496.50	\$148.00	\$14,437.00	\$252,511.00	\$1,434.00	\$4,513.00	\$2,421.00	\$7,697.00	\$283,657.50

**ARKANSAS DEPARTMENT OF FINANCE AND ADMINISTRATION**  
**OFFICE OF THE ARKANSAS LOTTERY**  
**RETAIL SALES BY COUNTY**  
**February 1 through February 28, 2022**

COUNTY	CASH 3	CASH 4	FAST PLAY	INSTANT SETTLEMENTS	LUCKY FOR LIFE	MEGA MILLIONS	NATURAL STATE STATE	POWERBALL	TOTAL
LEE	\$3,155.00	\$10,327.00	\$1,975.00	\$77,134.00	\$624.00	\$1,756.00	\$515.00	\$3,180.00	\$98,666.00
LINCOLN	\$481.00	\$805.00	\$2,425.00	\$107,103.00	\$1,404.00	\$2,679.00	\$1,163.00	\$4,441.00	\$120,501.00
LITTLE RIVER	\$6,319.50	\$3,941.00	\$2,620.00	\$146,379.00	\$712.00	\$2,911.00	\$1,258.00	\$5,830.00	\$169,970.50
LOGAN	\$23.50	\$69.50	\$11,567.00	\$206,113.00	\$1,538.00	\$5,736.00	\$2,988.00	\$11,292.00	\$239,327.00
LONOKE	\$10,912.50	\$6,038.00	\$39,310.00	\$1,010,257.00	\$10,720.00	\$29,183.00	\$15,119.00	\$48,675.00	\$1,170,214.50
MADISON	\$27.50	\$12.50	\$816.00	\$94,216.00	\$1,634.00	\$3,620.00	\$1,022.00	\$6,541.00	\$107,889.00
MARION	\$5,613.00	\$2,077.00	\$12,753.00	\$184,857.00	\$2,370.00	\$4,505.00	\$3,729.00	\$8,896.00	\$224,800.00
MILLER	\$34,026.50	\$13,201.50	\$11,201.00	\$658,756.00	\$7,736.00	\$12,504.00	\$6,175.00	\$20,582.00	\$764,182.00
MISSISSIPPI	\$57,532.00	\$20,384.00	\$14,445.00	\$689,149.00	\$1,696.00	\$9,351.00	\$2,980.00	\$17,791.00	\$813,328.00
MONROE	\$13,022.50	\$7,532.50	\$28,367.00	\$182,022.00	\$952.00	\$4,286.00	\$2,172.00	\$8,075.00	\$246,429.00
MONTGOMERY	\$0.00	\$0.00	\$2,406.00	\$29,000.00	\$156.00	\$1,181.00	\$706.00	\$2,134.00	\$35,583.00
NEVADA	\$5,144.50	\$2,252.50	\$1,920.00	\$165,190.00	\$1,150.00	\$2,396.00	\$789.00	\$4,007.00	\$182,849.00
NEWTON	\$2.00	\$23.00	\$1,852.00	\$54,206.00	\$210.00	\$945.00	\$491.00	\$1,803.00	\$59,532.00
OUACHITA	\$16,902.50	\$7,824.00	\$18,370.00	\$664,355.00	\$4,798.00	\$8,446.00	\$4,346.00	\$16,759.00	\$741,800.50
PERRY	\$917.50	\$403.50	\$3,885.00	\$108,206.00	\$1,274.00	\$3,685.00	\$1,798.00	\$6,088.00	\$126,257.00
PHILLIPS	\$13,166.00	\$6,236.50	\$5,526.00	\$217,348.00	\$2,220.00	\$5,619.00	\$2,881.00	\$11,368.00	\$264,364.50
PIKE	\$209.00	\$167.00	\$19,708.00	\$127,414.00	\$1,498.00	\$3,142.00	\$2,426.00	\$5,700.00	\$160,264.00
POINSETT	\$4,633.00	\$746.50	\$19,683.00	\$550,315.00	\$1,738.00	\$5,559.00	\$3,005.00	\$11,117.00	\$596,796.50
POLK	\$1,320.00	\$81.00	\$5,901.00	\$166,838.00	\$2,366.00	\$6,439.00	\$3,561.00	\$10,747.00	\$197,253.00
POPE	\$3,188.50	\$1,348.50	\$17,449.00	\$765,846.00	\$7,396.00	\$23,204.00	\$11,073.00	\$40,705.00	\$870,210.00
PRAIRIE	\$3,864.00	\$743.00	\$5,405.00	\$171,494.00	\$720.00	\$2,642.00	\$1,194.00	\$5,257.00	\$191,319.00
PULASKI	\$165,354.50	\$128,234.50	\$222,066.00	\$6,047,878.00	\$146,948.00	\$234,923.00	\$137,060.00	\$402,853.00	\$7,485,317.00
RANDOLPH	\$221.00	\$80.00	\$5,372.00	\$142,647.00	\$3,162.00	\$6,018.00	\$2,026.00	\$9,972.00	\$169,498.00
SAINT FRANCIS	\$24,443.50	\$10,477.00	\$5,228.00	\$331,430.00	\$2,294.00	\$6,361.00	\$2,738.00	\$13,564.00	\$396,535.50
SALINE	\$22,861.50	\$6,921.50	\$76,307.00	\$1,088,268.00	\$18,626.00	\$37,591.00	\$21,854.00	\$67,041.00	\$1,339,470.00
SCOTT	\$164.50	\$63.00	\$2,163.00	\$76,621.00	\$1,104.00	\$2,852.00	\$1,164.00	\$5,009.00	\$89,140.50
SEARCY	\$70.00	\$115.50	\$4,020.00	\$71,597.00	\$762.00	\$2,121.00	\$1,087.00	\$3,816.00	\$83,588.50
SEBASTIAN	\$11,098.00	\$3,447.00	\$22,819.00	\$876,065.00	\$16,296.00	\$42,607.00	\$20,400.00	\$75,059.00	\$1,067,791.00
SEVIER	\$3,487.50	\$405.50	\$2,469.00	\$182,426.00	\$686.00	\$3,602.00	\$1,667.00	\$6,306.00	\$201,049.00
SHARP	\$942.50	\$376.50	\$14,607.00	\$277,265.00	\$1,922.00	\$7,809.00	\$4,339.00	\$14,407.00	\$321,668.00
STONE	\$669.50	\$17.00	\$7,767.00	\$97,500.00	\$870.00	\$3,008.00	\$2,637.00	\$5,297.00	\$117,765.50
UNION	\$76,636.50	\$38,211.00	\$37,107.00	\$970,863.00	\$7,222.00	\$14,300.00	\$6,821.00	\$26,843.00	\$1,178,003.50
VAN BUREN	\$1,103.00	\$777.50	\$10,431.00	\$169,832.00	\$1,690.00	\$5,492.00	\$4,029.00	\$10,034.00	\$203,388.50
WASHINGTON	\$16,079.50	\$7,874.50	\$37,770.00	\$1,515,256.00	\$23,054.00	\$60,292.00	\$26,897.00	\$113,288.00	\$1,800,511.00
WHITE	\$13,040.00	\$3,042.00	\$49,422.00	\$936,864.00	\$7,312.00	\$20,141.00	\$10,927.00	\$35,646.00	\$1,076,394.00
WOODRUFF	\$1,913.50	\$1,569.50	\$5,132.00	\$131,697.00	\$1,062.00	\$2,369.00	\$935.00	\$4,509.00	\$149,187.00
YELL	\$657.50	\$729.00	\$6,275.00	\$240,489.00	\$1,598.00	\$5,047.00	\$3,170.00	\$9,691.00	\$267,656.50

**ARKANSAS DEPARTMENT OF FINANCE AND ADMINISTRATION**  
**OFFICE OF THE ARKANSAS LOTTERY**  
**RETAIL SALES BY COUNTY**  
 February 1 through February 28, 2022

COUNTY	CASH 3	CASH 4	FAST PLAY	INSTANT SETTLEMENTS	LUCKY FOR LIFE	MEGA MILLIONS	NATURAL STATE STATE	POWERBALL	TOTAL
--------	--------	--------	-----------	---------------------	----------------	---------------	---------------------	-----------	-------

<b>GRAND TOTALS</b>	<b>*Cash 3</b>	<b>*Cash 4</b>	<b>*Fast Play</b>	<b>*Instant Settlements</b>	<b>*Lucky for Life</b>	<b>*Mega Millions</b>	<b>*Natural State Jackpot</b>	<b>*Powerball</b>	<b>*Total Sales</b>
	\$929,536.50	\$488,611.00	\$1,298,162.00	\$35,360,757.00	\$467,682.00	\$1,019,189.00	\$530,291.00	\$1,827,853.00	\$41,922,081.50

**Arkansas Department of Finance and Administration  
Office of the Arkansas Lottery  
Total Number of Active Retailers  
February 2022**

There were 1968 active retailers as of February 28, 2022.

**Arkansas Department of Finance and Administration  
Office of the Arkansas Lottery  
Statement of Net Position  
February 28, 2022**

**ASSETS**

<b>Current assets:</b>	
Cash and cash equivalents	\$ 2,109,073.96
Restricted assets:	
Cash and cash equivalents	179,133,523.09
Accounts receivable	14,881,247.16
Prepaid items	732,518.64
Total current assets	<u>196,856,362.85</u>
<b>Non-current assets:</b>	
Restricted assets:	
Cash and cash equivalents	20,590,975.23
Deposits with Multi-State Lottery Association	2,082,452.40
Capital assets (Net of accumulated depreciation)	1,107,521.16
Total non-current assets	<u>23,780,948.79</u>
Total assets	<u>220,637,311.64</u>
<b>Deferred outflows of resources:</b>	
Related to pension	1,285,278.28
Related to OPEB	759,944.04
Total deferred outflows of resources	<u>2,045,222.32</u>
Total assets and deferred outflows of resources	<u>\$ 222,682,533.96</u>

**LIABILITIES**

<b>Current liabilities:</b>	
Accounts payable	\$ 1,665.00
Prizes payable	22,405,883.20
Accrued and other liabilities	2,629,900.99
Due to other funds of the State	395,418.81
Due to Lottery Scholarship Trust Account	173,038,870.04
Compensated absences	405,539.21
OPEB Obligation	123,791.78
Unearned revenue	270,091.95
Total current liabilities	<u>199,271,160.98</u>
<b>Long-Term liabilities:</b>	
Net other post employment benefits	4,668,957.34
Net pension liability	5,317,319.00
Total long-term liabilities	<u>9,986,276.34</u>
Total liabilities	<u>209,257,437.32</u>
<b>Deferred inflows of resources:</b>	
Related to pension	258,159.00
Related to OPEB	407,256.30
Total deferred inflows of resources	<u>665,415.30</u>
Total liabilities and deferred inflows of resources	<u>209,922,852.62</u>

**NET POSITION**

<b>Net position:</b>	
Invested in capital assets	1,107,521.16
Restricted for:	
Scholarship shortfall reserve	20,000,000.00
Retailer bond reserve	593,953.24
Deposits with Multi-State Lottery Association	2,082,452.40
Unclaimed prizes reserve	6,094,653.05
Unrestricted (deficit)	<u>(17,118,898.51)</u>
Total net position	<u>12,759,681.34</u>
Total liabilities, deferred inflows of resources and net position	<u>\$ 222,682,533.96</u>



**Arkansas Department of Finance and Administration  
Office of the Arkansas Lottery  
Statement of Revenues, Expenses and Change in Net Position  
For the Eight Months Ended February 28, 2022**

	Current month	Year to date
<b>Operating revenues:</b>		
Instant ticket sales	\$ 35,705,476.00	\$ 311,356,581.00
Online ticket sales	6,570,685.50	67,848,545.00
Retailer application, fidelity, bond and service fees	47,230.35	465,708.22
Other revenue	<u>0.00</u>	<u>838.87</u>
 Total operating revenues	 <u>42,323,391.85</u>	 <u>379,671,673.09</u>
 <b>Operating expenses:</b>		
Instant game prizes	26,308,141.98	225,925,970.83
Online game prizes	3,775,104.12	37,112,519.65
Retailer commissions	2,395,062.10	21,450,840.85
Gaming contract costs	2,151,580.04	18,284,503.83
Compensation and benefits	433,560.23	3,559,943.33
Marketing, advertising and promotions	581,512.86	4,524,457.52
General and administrative expenses	114,871.55	1,877,106.21
Services provided by Arkansas Department of Higher Education	44,300.00	354,400.00
Services provided by Arkansas Legislative Audit	0.00	156,000.00
Legal and professional services	0.00	0.00
Depreciation	<u>35,895.43</u>	<u>287,166.64</u>
 Total operating expenses	 <u>35,840,028.31</u>	 <u>313,532,908.86</u>
 Operating income (1)	 6,483,363.54	 66,138,764.23
 <b>Non-operating revenue:</b>		
Interest income	<u>24,459.48</u>	<u>322,689.85</u>
 Income before transfers	 6,507,823.02	 66,461,454.08
 <b>Transfers to:</b>		
Lottery Scholarship Trust Account	<u>(7,464,559.51)</u>	<u>(61,909,036.78)</u>
 Change in net position	 <u>\$ (956,736.49)</u>	 4,552,417.30
 Total net position - beginning		 <u>8,207,264.04</u>
Total net position - ending		<u>\$ 12,759,681.34</u>

1) Includes all GAAP related accounting items including unclaimed prizes.

**Arkansas Department of Finance and Administration**  
**Office of the Arkansas Lottery**  
**Statement of Revenues and Expenses Budget Comparisons**  
**For the Eight Months Ended February 28, 2022**

	CM Actual	%	CM Budget	%	CM Variance	YTD Actual	%	YTD Budget	%	YTD Variance
<b>Operating revenues:</b>										
Instant games	\$ 35,705,476.00	84.36	\$ 37,500,000.00	84.02	\$ (1,794,524.00)	\$ 311,356,581.00	82.01	\$ 272,600,000.00	82.69	\$ 38,756,581.00
Online games	6,570,685.50	15.52	7,092,000.00	15.89	(521,314.50)	67,848,545.00	17.87	56,733,000.00	17.21	11,115,545.00
Retailer fees	47,230.35	0.11	40,000.00	0.09	7,230.35	465,708.22	0.12	336,000.00	0.10	129,708.22
Other revenue	-	-	500.00	0.00	(500.00)	838.87	0.00	4,000.00	0.00	(3,161.13)
				0.00%						
Total operating revenues	<u>42,323,391.85</u>	100.00	<u>44,632,500.00</u>	100.00	<u>(2,309,108.15)</u>	<u>379,671,673.09</u>	100.00	<u>329,673,000.00</u>	100.00	<u>49,998,673.09</u>
<b>Operating expenses:</b>										
Instant game prizes	26,308,141.98	62.16	27,044,000.00	60.59	(735,858.02)	225,925,970.83	59.51	196,227,000.00	59.52	29,698,970.83
Online game prizes	3,775,104.12	8.92	3,905,000.00	8.75	(129,895.88)	37,112,519.65	9.77	31,458,000.00	9.54	5,654,519.65
Retailer commissions	2,395,062.10	5.66	2,518,000.00	5.64	(122,937.90)	21,450,840.85	5.65	18,615,000.00	5.65	2,835,840.85
Gaming contract costs	2,151,580.04	5.08	2,021,000.00	4.53	130,580.04	18,284,503.83	4.82	14,927,000.00	4.53	3,357,503.83
Compensation & benefits	433,560.23	1.02	439,000.00	0.98	(5,439.77)	3,559,943.33	0.94	3,760,000.00	1.14	(200,056.67)
Marketing, advertising & promotions	581,512.86	1.37	549,000.00	1.23	32,512.86	4,524,457.52	1.19	4,486,000.00	1.36	38,457.52
General and administrative expenses	114,871.55	0.27	241,000.00	0.54	(126,128.45)	1,877,106.21	0.49	2,043,000.00	0.62	(165,893.79)
Services provided by other agencies	44,300.00	0.10	38,000.00	0.09	6,300.00	510,400.00	0.13	453,000.00	0.14	57,400.00
Legal and professional service	-	-	500.00	0.00	(500.00)	-	0.00	4,000.00	0.00	(4,000.00)
Depreciation	35,895.43	0.08	36,000.00	0.08	(104.57)	287,166.64	0.08	288,000.00	0.09	(833.36)
Total operating expenses	<u>35,840,028.31</u>	84.68	<u>36,791,500.00</u>	82.43	<u>(951,471.69)</u>	<u>313,532,908.86</u>	82.58	<u>272,261,000.00</u>	82.59	<u>41,271,908.86</u>
Operating income	6,483,363.54	15.32	7,841,000.00	17.57	(1,357,636.46)	66,138,764.23	17.42	57,412,000.00	17.41	8,726,764.23
<b>Non-operating revenue:</b>										
Interest income	<u>24,459.48</u>	0.06	<u>30,000.00</u>	0.07	<u>(5,540.52)</u>	<u>322,689.85</u>	0.08	<u>224,000.00</u>	0.07	<u>98,689.85</u>
Income before transfers	<u>\$ 6,507,823.02</u>	15.38	<u>\$ 7,871,000.00</u>	17.64	<u>\$ (1,363,176.98)</u>	<u>\$ 66,461,454.08</u>	17.50	<u>\$ 57,636,000.00</u>	17.48	<u>\$ 8,825,454.08</u>

**Arkansas Department of Finance and Administration  
Office of the Arkansas Lottery  
Net Proceeds Computation to Transfer to Lottery Scholarship Trust  
Modified Cash Basis  
For the Eight Months Ended February 28, 2022**

	Year to date
<b>Operating revenues:</b>	
Instant ticket (Settlements)	\$ 313,746,697.00
Online ticket sales	67,848,545.00
Retailer application, fidelity and service fees	465,708.22
Other revenue	838.87
	<u>382,061,789.09</u>
 <b>Total operating revenues</b>	
 <b>Operating expenses:</b>	
Instant game prizes (Settlements)	228,191,588.00
Online game prizes	37,112,519.65
Retailer commissions	21,450,840.85
Gaming contract costs	18,284,503.83
Compensation and benefits	3,559,943.33
Marketing, advertising and promotions	4,524,457.52
General and administrative expenses	1,877,106.21
Services provided by ADHE	354,400.00
Services provided by Legislative Audit Agency	156,000.00
Legal and professional services	0.00
Current year capital asset cost	0.00
	<u>315,511,359.39</u>
 <b>Total operating expenses</b>	
 Change in net proceeds from operations	 66,550,429.70
 <b>Non-operating revenue:</b>	
Interest income	322,689.85
Other non-operating income	0.00
EDUCATION TRUST FUNDING-Current Year	(54,444,477.27)
Less Act 1180 Unclaimed Prizes	(5,094,653.05)
Less current year Bond Reserve Fees	(93,953.24) restricted reserves
Add Bond Funds in excess of \$500,000	see 23-115-603(a)(5)
Add back Write Off Retailer Bad Debt	0.00
Less current year MUSL Reserves	48,523.52 see 23-115-103(17) and (19)(A)&(B)
Add OPEB expense in Comp and Benefits	176,000.00
	<u>176,000.00</u>
 <b>NET PROCEEDS EARNED-Current Month</b>	
	<b>\$ 7,464,559.51</b>
-Year to Date	<b>\$ 61,909,036.78</b>

	Transfer	Interest	Total
<b>Lottery Scholarship Trust Account</b>	<b>\$ 169,556,455.73</b>	<b>\$ 3,482,414.31</b>	<b>\$ 173,038,870.04</b>
Transfer to ADHE for FY2021 Spring Funding 2/17/20	\$ (30,000,000.00)	\$ -	\$ (30,000,000.00)
February 2021 funding - 3/15/21	\$ 5,577,047.59	\$ 15,328.36	\$ 5,592,375.95
March 2021 funding - 4/15/21	\$ 8,329,488.02	\$ 12,429.36	\$ 8,341,917.38
April 2021 funding - 5/15/21	\$ 12,285,184.74	\$ 14,753.90	\$ 12,299,938.64
May 2021 funding - 6/15/21	\$ 7,570,133.41	\$ 18,230.96	\$ 7,588,364.37
June 2021 funding - 7/15/21	\$ 15,074,646.71	\$ 26,082.76	\$ 15,100,729.47
July 2021 funding - 8/15/21	\$ 8,309,715.00	\$ 28,849.13	\$ 8,338,564.13
Transfer Workforce Challenge Scholarship Trust Balance 9/1/21	\$ 82,474,411.86	\$ -	\$ 82,474,411.86
August 2021 funding - 9/15/21	\$ 6,712,874.53	\$ 73,729.22	\$ 6,786,603.75
Transfer to ADHE for FY 2022 Fall Funding 9/7/20	\$ (38,000,000.00)	\$ -	\$ (38,000,000.00)
September 2021 funding - 10/15/21	\$ 9,142,317.81	\$ 17,898.41	\$ 9,160,216.22
June 2021 adjustment to funding	\$ (192,215.82)	\$ -	\$ (192,215.82)
Transfers to ADHE for FY 2022 Concurrent & Workforce Funding 10/8/21	\$ (3,000,000.00)	\$ -	\$ (3,000,000.00)
October 2021 funding - 11/15/21	\$ 7,744,993.46	\$ 17,156.95	\$ 7,762,150.41
November 2021 funding - 12/15/21	\$ 7,209,024.86	\$ 19,752.98	\$ 7,228,777.84
December 2021 funding - 1/15/22	\$ 7,385,162.18	\$ 20,185.94	\$ 7,405,348.12
January 2022 funding - 2/15/22	\$ 7,741,727.84	\$ 21,088.96	\$ 7,762,816.80
February 2022 funding - 3/15/22	\$ 7,444,508.46	\$ 20,051.05	\$ 7,464,559.51

**Arkansas Department of Finance and Administration**  
**Office of the Arkansas Lottery**  
**Unclaimed Prizes**  
**February 28, 2022**

	Monthly	Year to Date
Reserve Balance July 1, 2021		\$1,000,000.00
1. Unclaimed lottery prize money:	\$ 159,264.00	5,094,653.05
2. Expenditures from unclaimed lottery prize money:		
3. Reserved for future prizes, promotion or reserves:	159,264.00	5,094,653.05
4. Less Deposits to net lottery proceeds from unclaimed Lottery prize money:		
Reserve Balance February 28, 2022		\$6,094,653.05

**ARKANSAS DEPARTMENT OF FINANCE AND ADMINISTRATION  
OFFICE OF THE ARKANSAS LOTTERY**

**OFFICE OF THE ARKANSAS LOTTERY MINORITY AND FEMALE OWNED DIVERSITY COMPLIANCE REPORT  
February 1 through February 28, 2022**

<b>Vendors</b>	<b>Goods or Services</b>	<b>Diversity Classification</b>	<b>February 2022</b>	<b>FY 2022 Total</b>
Government Supply Services	Office Furniture/Supplies	CMBE	\$ 852.65	\$ 2,987.80
A-Absolute Moving & Hauling	Moving Office Furniture	CMBE	\$ -	\$ 3,264.77
<b>Totals</b>			<b>\$ 852.65</b>	<b>\$ 6,252.57</b>

**INTRALOT MINORITY AND FEMALE OWNED DIVERSITY COMPLIANCE REPORT  
February 1 through February 28, 2022**

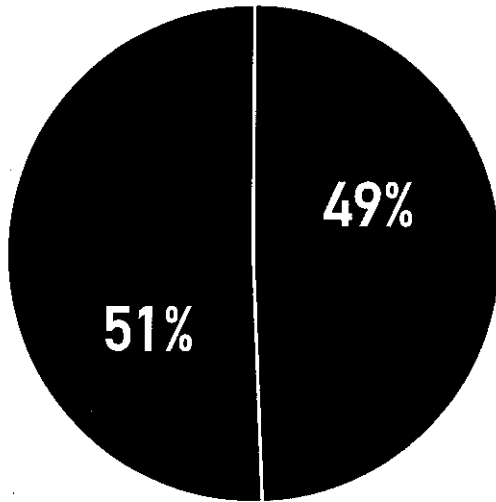
<b>Vendors</b>	<b>Goods or Services</b>	<b>Diversity Classification</b>	<b>February 2022</b>	<b>FY 2022 Total</b>
J Kelly Referrals and Informations Services	Call Center/Information Services	CMBE	\$ 52,870.08	\$ 377,103.75
<b>Totals</b>			<b>\$ 52,870.08</b>	<b>\$ 377,103.75</b>

**SCIENTIFIC GAMES MINORITY AND FEMALE OWNED DIVERSITY COMPLIANCE REPORT  
February 1 through February 28, 2022**

<b>Vendors</b>	<b>Goods or Services</b>	<b>Diversity Classification</b>	<b>February 2022</b>	<b>FY 2022 Total</b>
Expedited Transportation Service	Transportation Services	DBE	\$ 3,900.00	\$ 40,230.17
Pure Cleaning Services	Janitorial Servies	MBE	\$ 2,452.00	\$ 9,809.56
Ingage, LLC	Fulfillment Services and Prizes	WBE	\$ 96,628.00	\$ 469,649.29
<b>Totals</b>			<b>\$ 102,980.00</b>	<b>\$ 519,689.02</b>

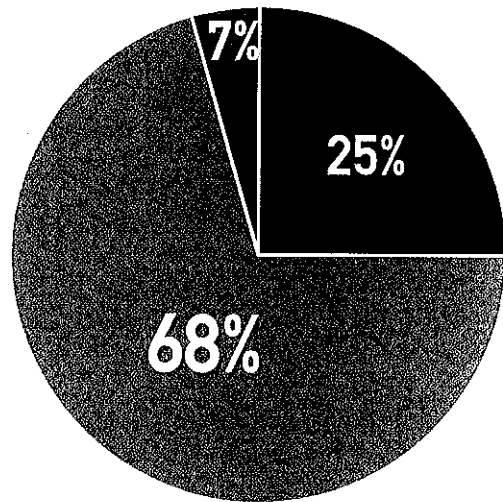
**ARKANSAS DEPARTMENT OF FINANCE AND ADMINISTRATION  
OFFICE OF THE ARKANSAS LOTTERY  
FEBRUARY 2022**

**GENDER**



- FEMALE
- MALE

**RACE**



- BLACK
- CAUCASIAN
- OTHER MINORITIES

▼ TOTAL NUMBER OF EMPLOYEES AS OF FEBRUARY 2022: 67 ▼

**GENDER**

Females - 33

Males - 34

**RACE**

Black - 17 ----- Female - 9 Male - 8

Caucasian - 45 ----- Female - 23 Male - 22

Other - 5 ----- Female - 1 Male - 4

**Arkansas Department of Finance and Administration  
Office of the Arkansas Lottery  
Internal Auditor Report  
February 1 through February 28, 2022**

There were no Internal Auditor Reports entered into by Arkansas Department of Finance and Administration Office of the Arkansas Lottery during the month of February 2022.

**DFA/Office of the Arkansas Lottery**  
**Instant & Fast Play Games**  
**February 2022**

Sales for the following instant games began February 1, 2022. No ending dates have been determined for these games.

**\$1 Lucky 7's**

**\$2 Triple Cash**

**\$3 Mega Cash Crossword**

**\$5 Lucky 10's**

**\$10 \$10 Million Cash Payout**

Sales for the following Fast Play games began February 28, 2022. No ending dates have been determined for these games.

**\$1 Tic Tac Toe**

**\$2 Hot Dice**





## Division of Higher Education

423 Main Street, Suite 400 • Little Rock, Arkansas • 72201-3818 • (501) 371-2000 • Fax (501) 371-2001

Johnny Key  
Secretary

Maria Markham, Ph.D.  
Director

March 9, 2022

Mr. Eric Hagler, Director  
Arkansas Scholarship Lottery Commission  
P.O. Box 3238  
Little Rock, AR 72203-3238

Dear Mr. Hagler:

I hereby certify to the Office of the Arkansas Lottery that an estimated thirty-three million (\$33,000,000) in net lottery proceeds will be required to fund the first disbursement of scholarships awarded under A.C.A. § 6-85-201 et. seq. for the spring 2022 semester.

Therefore, I am requesting the amount of thirty-three million (\$33,000,000) be transferred to the Arkansas Division of Higher Education's commercial bank account with First Security Bank by Thursday, March 3, 2022. We will monitor closely and advise if additional requests for net proceeds are needed based on the submissions of the universities and colleges enrollment verification rosters.

If you require additional information or have questions, please contact me at 501.371.2026.

Thank you for your consideration in this matter.

Sincerely,

A handwritten signature in black ink, appearing to read 'Nicholas Fuller', written over a horizontal line.

Nicholas Fuller  
Assistant Director for Finance