



STATE OF ARKANSAS  
ARKANSAS LOTTERY COMMISSION

Post Office Box 3238  
Little Rock, Arkansas 72203-3238  
Phone: (501) 683-2000  
Fax: (501) 683-1878  
<http://myarkansaslottery.com>

January 10, 2014

The Honorable Mike Beebe  
Governor of Arkansas  
State Capitol  
Little Rock, AR 72201

**RE: Monthly Disclosure Reports**

Dear Governor Beebe:

On behalf of our agency and the Commissioners of the Arkansas Lottery Commission, please accept the attached monthly disclosure reports pursuant to §§ 23-115-206 and 23-115-302 for the month of December 2013. The report contains the following information:

1. Contracts Awarded
2. Debt Set-Off Collections
3. Retailer Losses
4. Breakdown of Lottery Sales per County
5. Total Number of Retailers
6. Total Lottery Revenue
7. Prize Disbursements
8. Operating Expenses
9. Net Assets
10. Administrative Expenses
11. Unclaimed Prize Report
12. Arkansas Lottery Commission Minority- and Female-owned Business Report
13. Arkansas Lottery Commission Vendor Minority- and Female-owned Business Report
14. Arkansas Lottery Commission Demographics
15. Internal Auditor Report
16. Instant Ticket Games Released

Please call me if you have any questions or need additional information.

Respectfully submitted,

A handwritten signature in black ink, appearing to read "Bishop Woosley".

Bishop Woosley  
Director

Enclosures

cc: Dr. George Hammons, Chairman, Arkansas Lottery Commission



STATE OF ARKANSAS  
ARKANSAS LOTTERY COMMISSION

Post Office Box 3238  
Little Rock, Arkansas 72203-3238  
Phone: (501) 683-2000  
Fax: (501) 683-1878  
<http://myarkansaslottery.com>

January 10, 2014

The Honorable Robert Thompson, Co-Chair  
The Honorable Mark Perry, Co-Chair  
Arkansas Lottery Commission Legislative Oversight Committee  
One Capitol Mall, Room R-501  
Little Rock, AR 72201

**RE: *Monthly Disclosure Reports***

Gentlemen:

On behalf of our agency and the Commissioners of the Arkansas Lottery Commission, please accept the attached monthly disclosure reports pursuant to §§ 23-115-206 and 23-115-302 for the month of December 2013. The report contains the following information:

1. Contracts Awarded
2. Debt Set-Off Collections
3. Retailer Losses
4. Breakdown of Lottery Sales per County
5. Total Number of Retailers
6. Total Lottery Revenue
7. Prize Disbursements
8. Operating Expenses
9. Net Assets
10. Administrative Expenses
11. Unclaimed Prize Report
12. Arkansas Lottery Commission Minority- and Female-owned Business Report
13. Arkansas Lottery Commission Vendor Minority- and Female-owned Business Report
14. Arkansas Lottery Commission Demographics
15. Internal Auditor Report
16. Instant Ticket Games Released

Please call me if you have any questions or need additional information.

Respectfully submitted,

A handwritten signature in black ink, appearing to read "Bishop Woosley".

Bishop Woosley  
Director

Enclosures

cc: Dr. George Hammons, Chairman, Arkansas Lottery Commission

**Arkansas Lottery Commission Term Contracts for Goods and Services  
December 1 through December 31, 2013**

No term contracts were entered into by the Arkansas Lottery Commission during the month of December 2013.

**Arkansas Lottery Commission  
Debt Set-Off / Retailer Losses  
December 2013**

**1. Debt Set-Off:**

a.	Department of Finance and Administration	\$21,777.20
b.	Office of Child Support Enforcement - Child Support	<u>\$ 4,751.00</u>
	Total Debt Set-Off:	\$ 26,528.20

**2. Retailer losses for period December 1 through December 31, 2013: None.**

**ARKANSAS LOTTERY COMMISSION**  
**RETAIL SALES BY COUNTY**  
**December 1 through December 31, 2013**

COUNTY	ARKANSAS 50/50	CASH 3	CASH 4	DECADES OF DOLLARS	FAST PLAY	INSTANT SETTLEMENTS	MEGA MILLIONS	NATURAL STATE JACKPOT	POWERBALL	RAFFLE	TOTAL SALES FOR COUNTY
ARKANSAS	\$75.00	\$7,763.00	\$7,925.50	\$1,972.00	\$12,296.00	\$458,400.00	\$49,867.00	\$8,119.00	\$20,707.00	\$8,290.00	\$575,414.50
ASHLEY	\$50.00	\$7,957.00	\$9,989.50	\$920.00	\$11,139.00	\$113,534.00	\$24,394.00	\$1,996.00	\$13,825.00	\$1,930.00	\$185,734.50
BAXTER	\$100.00	\$2,717.50	\$1,144.50	\$3,758.00	\$19,166.00	\$280,489.00	\$68,050.00	\$11,776.00	\$31,118.00	\$3,920.00	\$422,239.00
BENTON	\$355.00	\$3,636.00	\$1,934.00	\$8,604.00	\$17,857.00	\$638,623.00	\$297,740.00	\$17,066.00	\$108,502.00	\$20,170.00	\$1,114,487.00
BOONE	\$80.00	\$2,058.50	\$1,289.00	\$1,330.00	\$6,173.00	\$310,989.00	\$53,903.00	\$4,462.00	\$24,214.00	\$5,920.00	\$410,418.50
BRADLEY	\$15.00	\$1,108.50	\$937.00	\$584.00	\$3,865.00	\$113,972.00	\$13,575.00	\$1,965.00	\$6,444.00	\$2,220.00	\$144,685.50
CALHOUN	\$0.00	\$1,415.50	\$633.00	\$434.00	\$369.00	\$36,396.00	\$4,692.00	\$803.00	\$2,140.00	\$490.00	\$47,372.50
CARROLL	\$85.00	\$858.00	\$983.00	\$2,284.00	\$5,681.00	\$176,274.00	\$31,886.00	\$2,979.00	\$14,589.00	\$1,930.00	\$237,549.00
CHICOT	\$80.00	\$7,412.50	\$5,473.00	\$2,532.00	\$883.00	\$120,600.00	\$98,676.00	\$5,810.00	\$50,575.00	\$3,750.00	\$295,791.50
CLARK	\$105.00	\$2,136.00	\$1,241.50	\$1,226.00	\$6,520.00	\$243,931.00	\$38,905.00	\$3,497.00	\$16,244.00	\$5,600.00	\$319,405.50
CLAY	\$25.00	\$228.00	\$59.00	\$342.00	\$2,540.00	\$86,400.00	\$12,544.00	\$686.00	\$5,084.00	\$1,130.00	\$109,038.00
CLEBURNE	\$150.00	\$1,262.50	\$463.50	\$2,688.00	\$7,115.00	\$214,031.00	\$52,675.00	\$9,200.00	\$23,578.00	\$8,160.00	\$319,323.00
CLEVELAND	\$5.00	\$228.50	\$309.00	\$180.00	\$1,792.00	\$39,451.00	\$8,284.00	\$837.00	\$4,098.00	\$1,210.00	\$56,394.50
COLUMBIA	\$35.00	\$10,559.50	\$7,571.00	\$1,350.00	\$34,227.00	\$230,075.00	\$26,302.00	\$3,575.00	\$12,937.00	\$2,240.00	\$328,871.50
CONWAY	\$45.00	\$3,984.50	\$2,761.50	\$2,080.00	\$8,531.00	\$350,176.00	\$47,516.00	\$9,062.00	\$22,877.00	\$8,850.00	\$455,883.00
CRAIGHEAD	\$400.00	\$9,100.00	\$6,577.50	\$4,476.00	\$26,257.00	\$975,770.00	\$208,599.00	\$16,998.00	\$67,737.00	\$13,600.00	\$1,329,514.50
CRAWFORD	\$140.00	\$1,739.50	\$859.50	\$2,548.00	\$2,796.00	\$223,500.00	\$83,914.00	\$10,210.00	\$35,798.00	\$7,880.00	\$369,385.00
CRITTENDEN	\$165.00	\$16,257.00	\$14,791.00	\$3,632.00	\$11,040.00	\$427,725.00	\$132,455.00	\$11,223.00	\$59,117.00	\$5,750.00	\$682,155.00
CROSS	\$40.00	\$1,751.00	\$1,522.00	\$736.00	\$7,705.00	\$161,672.00	\$28,415.00	\$4,441.00	\$10,418.00	\$2,040.00	\$218,740.00
DALLAS	\$20.00	\$2,461.00	\$738.50	\$474.00	\$5,533.00	\$112,268.00	\$14,173.00	\$1,959.00	\$7,198.00	\$2,420.00	\$147,244.50
DESHA	\$50.00	\$1,805.50	\$866.00	\$680.00	\$1,048.00	\$107,606.00	\$25,546.00	\$4,054.00	\$11,838.00	\$3,540.00	\$157,033.50
DREW	\$90.00	\$1,620.00	\$605.00	\$1,344.00	\$3,346.00	\$171,042.00	\$30,068.00	\$4,378.00	\$14,690.00	\$4,780.00	\$231,963.00
FAULKNER	\$335.00	\$8,149.50	\$4,706.50	\$7,796.00	\$16,487.00	\$889,042.00	\$192,883.00	\$23,088.00	\$81,199.00	\$34,960.00	\$1,258,646.00
FRANKLIN	\$30.00	\$919.00	\$97.00	\$868.00	\$13,523.00	\$103,029.00	\$29,452.00	\$3,459.00	\$12,174.00	\$2,930.00	\$166,481.00
FULTON	\$30.00	\$198.50	\$84.50	\$242.00	\$570.00	\$53,936.00	\$8,993.00	\$906.00	\$4,072.00	\$780.00	\$69,812.00
GARLAND	\$430.00	\$6,626.50	\$6,036.00	\$9,916.00	\$38,061.00	\$679,980.00	\$219,547.00	\$39,377.00	\$90,399.00	\$32,450.00	\$1,122,822.50
GRANT	\$40.00	\$449.00	\$157.00	\$1,030.00	\$3,436.00	\$99,047.00	\$24,021.00	\$3,484.00	\$11,561.00	\$4,280.00	\$147,505.00
GREENE	\$215.00	\$1,059.50	\$729.00	\$1,850.00	\$17,350.00	\$443,385.00	\$79,544.00	\$6,151.00	\$28,578.00	\$7,170.00	\$586,031.50
HEMPSTEAD	\$30.00	\$23,615.00	\$9,298.00	\$758.00	\$3,217.00	\$272,979.00	\$31,617.00	\$3,133.00	\$12,817.00	\$2,300.00	\$359,764.00
HOT SPRING	\$95.00	\$2,668.00	\$1,157.50	\$2,120.00	\$9,385.00	\$245,107.00	\$44,371.00	\$7,812.00	\$21,079.00	\$8,170.00	\$341,964.50

**ARKANSAS LOTTERY COMMISSION**  
**RETAIL SALES BY COUNTY**  
**December 1 through December 31, 2013**

COUNTY	ARKANSAS 50/50	CASH 3	CASH 4	DECADES OF DOLLARS	FAST PLAY	INSTANT SETTLEMENTS	MEGA MILLIONS	NATURAL STATE JACKPOT	POWERBALL	RAFFLE	TOTAL SALES FOR COUNTY
HOWARD	\$30.00	\$17,255.00	\$6,156.50	\$550.00	\$5,027.00	\$101,147.00	\$20,605.00	\$2,257.00	\$8,317.00	\$1,330.00	\$162,674.50
INDEPENDENCE	\$110.00	\$3,827.50	\$1,940.00	\$2,190.00	\$22,946.00	\$504,561.00	\$69,635.00	\$10,225.00	\$27,764.00	\$17,820.00	\$661,018.50
IZARD	\$35.00	\$249.50	\$239.00	\$634.00	\$2,987.00	\$60,487.00	\$14,684.00	\$1,518.00	\$6,039.00	\$1,580.00	\$88,452.50
JACKSON	\$15.00	\$7,567.00	\$3,820.50	\$2,034.00	\$4,007.00	\$229,781.00	\$38,828.00	\$7,243.00	\$14,979.00	\$3,050.00	\$311,324.50
JEFFERSON	\$220.00	\$33,752.50	\$25,483.00	\$8,008.00	\$66,565.00	\$1,106,630.00	\$157,969.00	\$32,047.00	\$74,671.00	\$23,470.00	\$1,528,815.50
JOHNSON	\$80.00	\$528.50	\$411.00	\$1,004.00	\$3,688.00	\$163,975.00	\$40,783.00	\$4,100.00	\$15,767.00	\$2,900.00	\$233,236.50
LAFAYETTE	\$15.00	\$3,390.50	\$1,521.00	\$438.00	\$1,912.00	\$57,600.00	\$7,424.00	\$975.00	\$4,207.00	\$420.00	\$77,902.50
LAWRENCE	\$35.00	\$1,023.50	\$128.50	\$616.00	\$2,563.00	\$192,875.00	\$24,888.00	\$1,919.00	\$7,828.00	\$2,220.00	\$234,096.00
LEE	\$0.00	\$2,436.00	\$3,004.00	\$324.00	\$2,270.00	\$76,800.00	\$10,855.00	\$489.00	\$4,179.00	\$550.00	\$100,907.00
LINCOLN	\$15.00	\$407.00	\$91.00	\$444.00	\$438.00	\$71,843.00	\$14,194.00	\$2,897.00	\$6,355.00	\$2,070.00	\$98,754.00
LITTLE RIVER	\$0.00	\$3,505.50	\$2,588.50	\$696.00	\$412.00	\$71,893.00	\$16,570.00	\$1,503.00	\$5,732.00	\$690.00	\$103,590.00
LOGAN	\$35.00	\$548.50	\$149.50	\$1,192.00	\$4,331.00	\$158,416.00	\$29,248.00	\$4,147.00	\$14,491.00	\$3,260.00	\$215,818.00
LONOKE	\$215.00	\$10,662.00	\$6,141.00	\$5,894.00	\$22,293.00	\$753,783.00	\$146,190.00	\$17,555.00	\$61,051.00	\$22,970.00	\$1,046,754.00
MADISON	\$15.00	\$124.00	\$38.50	\$374.00	\$11,005.00	\$32,240.00	\$11,566.00	\$873.00	\$6,500.00	\$960.00	\$63,695.50
MARION	\$15.00	\$1,555.50	\$409.00	\$1,326.00	\$2,528.00	\$112,691.00	\$19,521.00	\$3,858.00	\$10,816.00	\$1,380.00	\$154,099.50
MILLER	\$170.00	\$24,899.50	\$7,646.50	\$1,394.00	\$6,982.00	\$323,915.00	\$61,888.00	\$4,236.00	\$21,365.00	\$4,440.00	\$456,936.00
MISSISSIPPI	\$105.00	\$41,549.50	\$17,137.50	\$1,782.00	\$6,556.00	\$410,498.00	\$75,840.00	\$3,715.00	\$25,185.00	\$2,370.00	\$584,738.00
MONROE	\$20.00	\$3,074.50	\$1,459.50	\$548.00	\$3,091.00	\$109,577.00	\$22,547.00	\$2,603.00	\$10,974.00	\$3,540.00	\$157,434.00
MONTGOMERY	\$10.00	\$35.00	\$1.00	\$180.00	\$1,683.00	\$19,452.00	\$5,874.00	\$725.00	\$2,846.00	\$1,050.00	\$31,856.00
NEVADA	\$25.00	\$3,103.00	\$750.00	\$1,150.00	\$6,369.00	\$155,389.00	\$16,079.00	\$1,781.00	\$6,490.00	\$1,630.00	\$192,766.00
NEWTON	\$30.00	\$72.50	\$7.50	\$196.00	\$2,841.00	\$43,617.00	\$5,795.00	\$1,378.00	\$2,692.00	\$690.00	\$57,319.00
OUACHITA	\$50.00	\$10,027.00	\$7,749.50	\$1,442.00	\$12,975.00	\$416,647.00	\$44,680.00	\$7,116.00	\$17,429.00	\$4,600.00	\$522,715.50
PERRY	\$0.00	\$629.50	\$319.50	\$566.00	\$1,421.00	\$71,700.00	\$16,207.00	\$1,934.00	\$6,436.00	\$2,470.00	\$101,683.00
PHILLIPS	\$50.00	\$6,991.50	\$3,865.00	\$1,048.00	\$3,690.00	\$172,188.00	\$59,171.00	\$2,446.00	\$25,465.00	\$2,370.00	\$277,284.50
PIKE	\$35.00	\$308.50	\$97.50	\$758.00	\$5,922.00	\$61,909.00	\$17,701.00	\$2,317.00	\$7,235.00	\$1,590.00	\$97,873.00
POINSETT	\$80.00	\$5,918.50	\$1,846.50	\$738.00	\$10,169.00	\$359,374.00	\$48,732.00	\$6,948.00	\$16,587.00	\$2,220.00	\$452,613.00
POLK	\$5.00	\$426.50	\$66.00	\$922.00	\$4,115.00	\$111,600.00	\$25,406.00	\$2,496.00	\$12,501.00	\$2,200.00	\$159,737.50
POPE	\$145.00	\$4,770.50	\$2,251.00	\$4,662.00	\$20,026.00	\$616,084.00	\$113,040.00	\$14,838.00	\$46,818.00	\$15,610.00	\$838,244.50
PRAIRIE	\$20.00	\$3,150.50	\$1,246.50	\$738.00	\$4,416.00	\$143,533.00	\$15,802.00	\$1,736.00	\$6,845.00	\$2,660.00	\$180,147.00
PULASKI	\$1,235.00	\$98,337.00	\$67,818.50	\$40,230.00	\$144,767.00	\$4,441,520.00	\$934,218.00	\$136,420.00	\$376,775.00	\$146,170.00	\$6,387,490.50
RANDOLPH	\$30.00	\$14.00	\$40.00	\$1,262.00	\$2,502.00	\$107,340.00	\$22,382.00	\$2,278.00	\$7,992.00	\$2,040.00	\$145,880.00

**ARKANSAS LOTTERY COMMISSION**  
**RETAIL SALES BY COUNTY**  
**December 1 through December 31, 2013**

COUNTY	ARKANSAS 50/50	CASH 3	CASH 4	DECADES OF DOLLARS	FAST PLAY	INSTANT SETTLEMENTS	MEGA MILLIONS	NATURAL STATE JACKPOT	POWERBALL	RAFFLE	TOTAL SALES FOR COUNTY
SAINT FRANCIS	\$35.00	\$7,624.50	\$5,448.00	\$694.00	\$2,797.00	\$212,340.00	\$41,492.00	\$3,573.00	\$18,038.00	\$1,590.00	\$293,631.50
SALINE	\$285.00	\$7,855.50	\$4,054.50	\$8,172.00	\$28,821.00	\$819,426.00	\$189,403.00	\$25,250.00	\$81,498.00	\$34,540.00	\$1,199,305.00
SCOTT	\$20.00	\$211.50	\$33.00	\$366.00	\$1,127.00	\$74,999.00	\$11,576.00	\$1,380.00	\$5,831.00	\$1,210.00	\$96,753.50
SEARCY	\$20.00	\$3,169.00	\$796.00	\$606.00	\$925.00	\$66,418.00	\$9,260.00	\$1,482.00	\$5,269.00	\$1,440.00	\$89,385.00
SEBASTIAN	\$340.00	\$15,213.00	\$5,811.00	\$7,150.00	\$15,447.00	\$578,098.00	\$222,006.00	\$27,924.00	\$91,119.00	\$18,970.00	\$982,078.00
SEVIER	\$15.00	\$2,036.50	\$549.00	\$450.00	\$1,701.00	\$78,840.00	\$20,401.00	\$1,980.00	\$8,885.00	\$1,110.00	\$115,967.50
SHARP	\$95.00	\$540.00	\$232.00	\$826.00	\$17,512.00	\$160,112.00	\$28,988.00	\$3,760.00	\$12,567.00	\$3,600.00	\$228,232.00
STONE	\$40.00	\$1,090.00	\$379.50	\$780.00	\$1,535.00	\$77,402.00	\$13,412.00	\$1,939.00	\$6,141.00	\$1,590.00	\$104,308.50
UNION	\$135.00	\$40,379.00	\$21,767.50	\$2,622.00	\$14,013.00	\$581,108.00	\$69,636.00	\$7,001.00	\$35,231.00	\$5,030.00	\$776,922.50
VAN BUREN	\$5.00	\$1,437.00	\$300.50	\$946.00	\$1,349.00	\$109,195.00	\$26,150.00	\$2,803.00	\$11,112.00	\$3,970.00	\$157,267.50
WASHINGTON	\$530.00	\$13,827.50	\$5,186.50	\$9,714.00	\$44,973.00	\$991,905.00	\$332,514.00	\$28,055.00	\$126,936.00	\$24,140.00	\$1,577,781.00
WHITE	\$185.00	\$4,247.00	\$2,559.00	\$4,150.00	\$15,492.00	\$881,271.00	\$123,089.00	\$16,755.00	\$49,139.00	\$22,100.00	\$1,118,987.00
WOODRUFF	\$35.00	\$2,732.00	\$412.00	\$246.00	\$2,056.00	\$90,000.00	\$14,627.00	\$1,420.00	\$6,149.00	\$1,870.00	\$119,547.00
YELL	\$25.00	\$511.50	\$59.00	\$926.00	\$7,411.00	\$133,382.00	\$25,496.00	\$3,689.00	\$12,182.00	\$3,710.00	\$187,391.50

<b>GRAND TOTALS</b>	<b>*Arkansas 50/50</b>	<b>*Cash 3</b>	<b>*Cash 4</b>	<b>*Decades of Dollars</b>	<b>*Fast Play</b>	<b>*Instant</b>	<b>*Mega Millions</b>	<b>*Natural State Jackpot</b>	<b>*Powerball</b>	<b>*Raffle</b>	<b>*Totals</b>
	\$7,925.00	\$522,758.50	\$302,949.50	\$189,742.00	\$843,564.00	\$24,492,990.00	\$5,218,979.00	\$634,090.00	\$2,158,035.00	\$614,050.00	\$34,985,083.00

\*Estimates

**Arkansas Lottery Commission  
Total Number of Active Retailers  
December 2013**

There were 1,886 active retailers as of December 31, 2013.



**Arkansas Lottery Commission  
Statement of Net Position  
December 31, 2013**

**ASSETS**

<b>Current assets:</b>	
Cash and Cash Equivalents	\$ 4,326,790.03
Restricted Assets:	
Cash and cash equivalents	30,874,462.90
Accounts receivable	12,633,217.51
Prepaid items	<u>77,270.16</u>
Total current assets	47,911,740.60
<b>Noncurrent assets:</b>	
Restricted assets:	
Cash and cash equivalents	20,084,590.86
Deposits with Multi-State Lottery Association	1,861,802.77
Capital assets:	
Equipment	526,664.88
Leasehold Improvements	498,416.68
Less accumulated depreciation	<u>(757,789.38)</u>
Total noncurrent assets	<u>22,213,685.81</u>
Total assets	<u>\$ 70,125,426.41</u>

**LIABILITIES**

<b>Current liabilities:</b>	
Accounts payable	\$ 583,831.52
Prizes payable	19,654,003.35
Accrued and other liabilities	1,146,160.09
Due to other funds of the State	1,233,787.42
Payable to ADHE	27,397,688.59
Compensated absences	256,035.14
Unearned revenue	<u>364,274.50</u>
Total current liabilities	<u>50,635,780.61</u>
<b>Long-Term liabilities:</b>	
Net OPEB obligation	<u>1,023,635.88</u>
Total long-term liabilities	<u>1,023,635.88</u>
Total liabilities	<u>51,659,416.49</u>

**NET POSITION**

<b>Net position:</b>	
Invested in capital assets	267,292.18
Restricted for:	
Scholarship shortfall fund	20,000,000.00
Retailer fidelity fund	84,590.86
Deposits with Multi-State Lottery Assn.	1,861,802.77
Unclaimed prize reserve	3,476,774.31
Unrestricted	<u>(7,224,450.20)</u>
Total net position	<u>18,466,009.92</u>
Total liabilities & net position	<u>\$ 70,125,426.41</u>

**Arkansas Lottery Commission**  
**Statement of Revenues, Expenses, and Changes in Net Position**  
**For the Six Months Ended December 31, 2013**

	Current month	Year to date
<b>Operating revenues:</b>		
Instant ticket sales	\$ 25,057,253.00	\$ 151,620,510.00
Online ticket sales	10,384,815.00	47,503,199.50
Retailer application, fidelity and service fees	53,530.02	289,753.01
Other revenue	415.00	4,621.94
	<hr/>	<hr/>
Total operating revenues	35,496,013.02	199,418,084.45
	<hr/>	<hr/>
<b>Operating expenses:</b>		
Instant game prizes	17,472,019.69	107,821,743.02
Online game prizes	5,747,639.52	25,132,771.64
Retailer commissions	1,972,466.24	11,094,050.49
Gaming contract costs	1,769,377.40	9,788,270.34
Compensation and benefits	394,395.86	2,712,607.36
Marketing, advertising and promotions	566,926.27	2,099,764.01
General and administrative expenses	75,304.61	726,855.99
Services provided by ADHE	68,333.00	409,998.00
Services provided by Legislative Audit Agency	22,900.00	137,400.00
Legal and professional services	200.00	456.10
Depreciation	15,179.91	91,079.38
	<hr/>	<hr/>
Total operating expenses	28,104,742.50	160,014,996.33
	<hr/>	<hr/>
Operating income	7,391,270.52	39,403,088.12
<b>Nonoperating revenue (expense):</b>		
Interest income	24,713.03	142,365.79
Other Non Operating Income		
	<hr/>	<hr/>
Income before transfers	7,415,983.55	39,545,453.91
Transfers to:		
Trust Account for ADHE	(5,831,218.66)	(36,690,475.05)
Arkansas Department of Human Services		
Transfers from:		
Transfers from ADHE		0.00
	<hr/>	<hr/>
Change in net position	\$ 1,584,764.89	2,854,978.86
	<hr/>	<hr/>
Total net position - beginning		15,611,031.06
Total net position - ending		\$ 18,466,009.92
		<hr/>

**Arkansas Lottery Commission**  
**Statement of Revenues, Expenses, and Changes in Net Position**  
**For the Six Months Ended December 31, 2013**

	CM Actual	%	CM Budget	%	CM Variance	YTD Actual	%	YTD Budget	%	YTD Variance
Operating Revenues										
Instant Games	\$ 25,057,253.00	70.59	\$ 31,895,833.00	80.19	\$ (6,838,580.00)	\$ 151,620,510.00	76.03	\$ 179,337,498.00	80.60	\$ (27,716,988.00)
OnLine Games	10,384,815.00	29.26	7,832,797.00	19.69	2,552,018.00	47,503,199.50	23.82	42,906,432.00	19.28	4,596,767.50
Retailer application, fidelity	53,530.02	0.15	44,167.00	0.11	9,363.02	289,753.01	0.15	265,000.00	0.12	24,753.01
Other Revenue	415.00	0.00	833.00	0.00	(418.00)	4,621.94	0.00	5,000.00	0.00	(378.06)
<b>Total Operating Revenues</b>	<b>35,496,013.02</b>	<b>100.00</b>	<b>39,773,630.00</b>	<b>100.00</b>	<b>(4,277,616.98)</b>	<b>199,418,084.45</b>	<b>100.00</b>	<b>222,513,930.00</b>	<b>100.00</b>	<b>(23,095,845.55)</b>
Operating Expenses										
Instant Game Prizes	17,472,019.69	49.22	22,364,869.62	56.23	(4,892,849.93)	107,821,743.02	54.07	126,105,885.46	56.67	(18,284,142.44)
On-Line Game Prizes	5,747,639.52	16.19	3,938,863.38	9.90	1,808,776.14	25,132,771.64	12.60	21,669,954.60	9.74	3,462,817.04
Retailer Commissions	1,972,466.24	5.56	2,246,560.00	5.65	(274,093.76)	11,094,050.49	5.56	12,569,869.00	5.65	(1,475,818.51)
Gaming Contract Costs	1,769,377.40	4.98	2,047,139.00	5.15	(277,761.60)	9,788,270.34	4.91	11,451,795.00	5.15	(1,663,524.66)
Staff Compensation & Benefits	394,395.86	1.11	534,861.00	1.34	(140,465.14)	2,712,607.36	1.36	3,209,194.00	1.44	(496,586.64)
Marketing, Advertising & Promo	566,926.27	1.60	375,000.00	0.94	191,926.27	2,099,764.01	1.05	2,250,000.00	1.01	(150,235.99)
General and administrative ex	75,304.61	0.21	114,167.00	0.29	(38,862.39)	726,855.99	0.36	685,000.00	0.31	41,855.99
Services Provided by Other Age	91,233.00	0.26	129,167.00	0.32	(37,934.00)	547,398.00	0.27	775,000.00	0.35	(227,602.00)
Legal and Professional Service	200.00	0.00	2,084.00	0.01	(1,884.00)	456.10	0.00	12,500.00	0.01	(12,043.90)
Capital asset depreciation	15,179.91	0.04	15,417.00	0.04	(237.09)	91,079.38	0.05	92,500.00	0.04	(1,420.62)
<b>Total Operating Expenses</b>	<b>28,104,742.50</b>	<b>79.18</b>	<b>31,768,128.00</b>	<b>79.87</b>	<b>(3,663,385.50)</b>	<b>160,014,996.33</b>	<b>80.24</b>	<b>178,821,698.06</b>	<b>80.36</b>	<b>(18,806,701.73)</b>
Operating Income	7,391,270.52	20.82	8,005,502.00	20.13	(614,231.48)	39,403,088.12	19.76	43,692,231.94	19.64	(4,289,143.82)
Interest Income	24,713.03	0.07	20,000.00	0.05	4,713.03	142,365.79	0.07	120,000.00	0.05	22,365.79
Income before transfers	<u>\$ 7,415,983.55</u>	<u>20.89</u>	<u>\$ 8,025,502.00</u>	<u>20.18</u>	<u>\$ (609,518.45)</u>	<u>\$ 39,545,453.91</u>	<u>19.83</u>	<u>\$ 43,812,231.94</u>	<u>19.69</u>	<u>\$ (4,266,778.03)</u>

**Arkansas Scholarship Commission  
Net Proceeds Transfer to Ed Trust Computation  
Modified Cash Basis  
For the Six Months Ended December 31, 2013**

	Year to date
<b>Operating revenues:</b>	
Instant ticket SETTLEMENTS	\$ 151,093,920.00
Online ticket sales	47,503,199.50
Retailer application, fidelity and service fees	289,753.01
Other revenue	4,621.94
	<u>198,891,494.45</u>
<b>Operating expenses:</b>	
Instant game prizes SETTLEMENTS	107,662,250.00
Online game prizes	25,132,771.64
Retailer commissions	11,094,050.49
Gaming contract costs	9,788,270.34
Compensation and benefits	2,712,607.36
Marketing, advertising and promotions	2,099,764.01
General and administrative expenses	726,855.99
Services provided by ADHE	409,998.00
Services provided by Legislative Audit Agency	137,400.00
Legal and professional services	456.10
Current year Capital Asset cost	0.00
	<u>159,764,423.93</u>
Change in net proceeds from operations	39,127,070.52
<b>Nonoperating revenue (expense):</b>	
Interest Income	142,365.79
Other Non Operating Income	
EDUCATION TRUST FUNDING-Current Year	(30,859,256.39)
Less Act 1180 Unclaimed Prizes	(2,476,774.31)
Less Transfer to ADHS	0.00
Less Current year Fidelity Fund fees	(14,004.17) restricted fund
Less Current year MUSL Reserves additions	(88,182.78) see 23-115-103(17) and (19)(A)&(B)

**NET PROCEEDS EARNED-Current Month**

**\$ 5,831,218.66**

	Transfer	Interest	Total
<b>Totals</b>	<b>\$ 26,576,332.22</b>	<b>\$ 821,356.37</b>	<b>\$ 27,397,688.59</b>
July 2012 funding - 8/15/12	\$ 4,727,442.68	\$ 25,058.83	\$ 4,752,501.51
ADHE Refund for excess funding 8/7/12	\$ 6,342,312.00		\$ 6,342,312.00
August transfer to ADHE 8/10/12	\$ (55,000,000.00)		\$ (55,000,000.00)
June 2012 Audit Adjustments funding - 9/15/12	\$ (72,247.92)		\$ (72,247.92)
August 2012 funding - 9/15/12	\$ 7,181,223.09	\$ 12,062.84	\$ 7,193,285.93
September 2012 funding - 10/15/12	\$ 6,576,892.46	\$ 8,064.30	\$ 6,584,956.76
October 2012 funding - 11/15/12	\$ 6,621,349.77	\$ 11,516.26	\$ 6,632,866.03
November 2012 funding - 12/15/12	\$ 8,429,441.15	\$ 14,494.44	\$ 8,443,935.59
December 2012 funding - 1/15/13	\$ 6,895,999.32	\$ 18,261.36	\$ 6,914,260.68
January 2013 funding - 2/15/13	\$ 6,516,869.09	\$ 22,084.00	\$ 6,538,953.09
February transfer to ADHE 2/1/13	\$ (45,000,000.00)		\$ (45,000,000.00)
February transfer to ADHE 2/8/13	\$ (10,000,000.00)		\$ (10,000,000.00)
February 2013 funding - 3/15/13	\$ 6,445,840.69	\$ 1,278.08	\$ 6,447,118.77
March transfer to ADHE 3/22/13	\$ (5,000,000.00)		\$ (5,000,000.00)
March 2013 funding - 4/15/13	\$ 9,773,520.45	\$ 1,752.38	\$ 9,775,272.83
April 2013 funding - 5/15/13	\$ 8,139,256.61	\$ 4,210.72	\$ 8,143,467.33
May 2013 funding - 6/15/13	\$ 9,886,108.67		\$ 9,894,347.85
June 2013 funding - 7/15/13	\$ 3,539,162.77	\$ 11,906.02	\$ 3,551,068.79
June 2013 Unclaimed Prize funding - 7/15/13	\$ 5,040,413.97		\$ 5,040,413.97
ADHE Refund for excess funding 8/17/13	\$ 2,138,092.38		\$ 2,138,092.38
July 2013 funding - 8/15/13	\$ 4,874,325.72	\$ 17,045.97	\$ 4,891,371.69
August transfer to ADHE 8/29/13	\$ (45,000,000.00)		\$ (45,000,000.00)
August 2013 funding - 9/15/13	\$ 6,383,238.35	\$ 18,590.75	\$ 6,401,829.10
August transfer to ADHE 9/13/13	\$ (5,000,000.00)		\$ (5,000,000.00)
June 2013 Audit Adjustments funding - 10/15/13	\$ 344,712.16		\$ 344,712.16
September 2013 funding - 10/15/13	\$ 6,022,883.01	883.09	\$ 6,023,766.10
October 2013 funding - 11/15/13	\$ 6,771,052.05	2,884.73	\$ 6,773,936.78
November 2013 funding - 12/15/13	\$ 6,762,989.54	5,363.18	\$ 6,768,352.72
December 2013 funding - 1/15/14	\$ 5,822,163.54	\$ 9,055.12	\$ 5,831,218.66

**Arkansas Lottery Commission**  
**Unclaimed Prizes**  
**December 31, 2013**

	Monthly	Year to Date
1. Unclaimed lottery prize money:	\$ 672,632.47	\$2,476,774.31
2. Expenditures from unclaimed lottery prize money:	0.00	0.00
3. Reserved for future prizes, promotions or reserves:	\$ 672,632.47	\$2,476,774.31
Deposits to net lottery proceeds from unclaimed Lottery prize money:	0.00	0.00

**ARKANSAS LOTTERY COMMISSION MINORITY- AND FEMALE-OWNED DIVERSITY COMPLIANCE REPORT**

**December 1 through December 31, 2013**

<b>Vendors</b>	<b>Goods or Services</b>	<b>Diversity Classification</b>	<b>December 2013</b>	<b>FY 2014 Total</b>
Byrd Enterprises, Inc.	Lighting & Service Co.	Minority-owned		\$379.50
Goddess Products	Office Furniture/Supplies	Minority-owned	\$733.10	\$2,514.00
Northeast Arkansas Cleaning Service	Janitorial Services	Female-owned	\$615.85	\$3,308.15
Party Prints, Inc.	Advertising/Public Relations	Minority/Female-owned		\$6,781.25
Ride N Shine Detail	Auto Servicing	Minority-owned		\$49.64
SHI International Corporation	Computer Software	Female-owned		\$15,206.08
Trivia Marketing	Advertising/Public Relations	Female-owned		\$6.54
<b>Totals</b>			<b>\$1,348.95</b>	<b>\$28,245.16</b>

**INTRALOT MINORITY- AND FEMALE-OWNED DIVERSITY COMPLIANCE REPORT**

**December 1 through December 31**

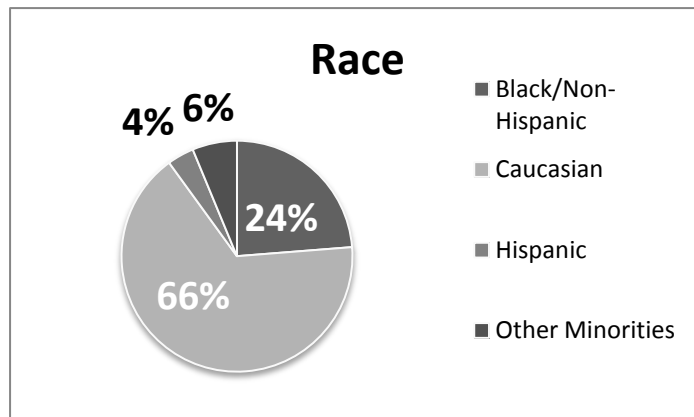
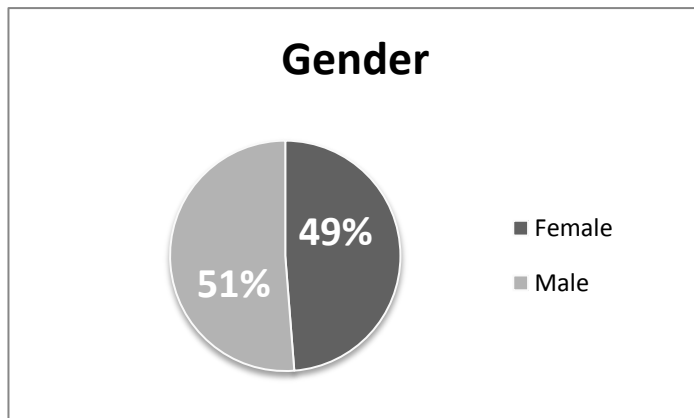
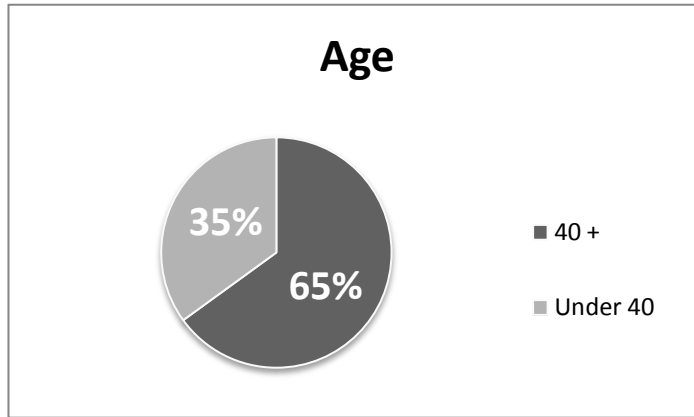
<b>Vendors</b>	<b>Goods or Services</b>	<b>Diversity Classification</b>	<b>December 2013</b>	<b>FY 2014 Total</b>
Goddess Products	Office Furniture/Supplies	Minority-owned		\$707.43
J Kelly Referrals and Information Services	Call Center/Information Services	Minority-owned	\$9,241.44	\$63,969.36
<b>Totals</b>			<b>\$9,241.44</b>	<b>\$64,676.79</b>

**SCIENTIFIC GAMES MINORITY- AND FEMALE-OWNED DIVERSITY COMPLIANCE REPORT**

**December 1 through December 31, 2013**

<b>Vendors</b>	<b>Goods or Services</b>	<b>Diversity Classification</b>	<b>December 2013</b>	<b>FY 2014 Total</b>
Central Copiers	Office Equipment	Female-owned		\$716.40
Expedited Transportation Service	Transportation Services	Female-owned	\$4,573.09	\$73,899.24
Laser Express, Inc.	Computer Printer Supply	Minority-owned		\$712.50
Mr. Klean Carpet and Janitorial Service	Janitorial Services	Minority-owned	\$298.30	\$1,789.80
<b>Totals</b>			<b>\$4,871.39</b>	<b>\$77,117.94</b>

**Arkansas Lottery Commission  
Demographics – December 2013**



**Total Number of Employees as of December 31, 2013: 80**

**Gender:**

Females – 39  
Males – 41

**Age:**

Under 40 – 28  
40 + – 52

**Race:**

**Black/Non-Hispanic – 19**  
Female – 13  
Male - 6

**Caucasian – 53**  
Female - 22  
Male - 31

**Hispanic – 3**  
Female - 2  
Male - 1

**Other – 5**  
Female - 2  
Male - 3

**Arkansas Lottery Commission – Internal Audit**  
**Arkansas Lottery Commission Legislative Oversight Committee Monthly Report**  
**January 10, 2014**

No issues or problems have been reported to the Arkansas Lottery Commission since the previous report submitted to the Arkansas Lottery Commission Legislative Oversight Committee on December 10, 2013.



**Arkansas Lottery Commission  
Instant & Fast Play Games  
December 2013**

Sales for the following instant games began December 3, 2013. No ending dates have been determined for these games.

**\$2 Wild 10's**

**\$3 Loteria™<sup>1</sup>**

**\$5 Emerald Green 8's**

<sup>1</sup>Loteria™ is a licensed property game. There are no additional costs for this game.

Sales for the following Fast Play games began December 2, 2013. No ending dates have been determined for these games.

**\$1 Cash Count Up**

**\$2 Snowflake Melt**