

Arkansas

Scholarship Lottery

"A Natural State of Fun!"

ARKANSAS LOTTERY
COMMISSION

Dianne Lamberth,
Chair

January 7, 2011

Derrick W. Smith,
Vice Chair

The Honorable David Johnson, Chair
Arkansas Lottery Commission Legislative Oversight Committee
One Capitol Mall
Little Rock, AR 72201

Ben Pickard,
Secretary/Treasurer

John C. (Smokey)
Campbell III

RE: Monthly Disclosure Reports

George Hammons

Dear Senator Johnson:

Mike Malone

On behalf of our agency and the Commissioners of the Arkansas Scholarship Lottery, please accept the attached monthly disclosure reports pursuant to §§ 23-115-206 and 23-115-302 for the month of December 2010. The report contains the following information:

Patty L. Shipp

Susan Ward-Jones

1. Contracts Awarded
2. Debt Set-Off Collections
3. Retailer Losses
4. Breakdown of Lottery Sales per County
5. Total Number of Retailers
6. Total Lottery Revenue
7. Prize Disbursements
8. Operating Expenses
9. Net Assets
10. Administrative Expenses
11. Arkansas Scholarship Lottery Minority- and Female-owned Business Report
12. Arkansas Scholarship Lottery Vendor Minority- and Female-owned Business Report
13. Arkansas Scholarship Lottery Demographics
14. Internal Auditor Report


Joe White

Ernie Passailaigue,
Director

Also enclosed is a report of Arkansas Lottery Commission's recently released instant ticket games.

Please call me if you have any questions or need additional information.

Respectfully submitted,



Ernie Passailaigue
Director, Arkansas Lottery Commission

Enclosures

cc: Ms. Dianne Lamberth, Chairperson
Arkansas Lottery Commission

Arkansas

Scholarship Lottery

"A Natural State of Fun!"

ARKANSAS LOTTERY
COMMISSION

Dianne Lamberth,
Chair

Derrick W. Smith,
Vice Chair

Ben Pickard,
Secretary/Treasurer

John C. (Smokey)
Campbell III

George Hammons

Mike Malone

Patty L. Shipp

Susan Ward-Jones

Joe White

Ernie Passailaigue,
Director

January 7, 2011

The Honorable Barry Hyde, Chair
Arkansas Lottery Commission Legislative Oversight Committee
One Capitol Mall
Little Rock, AR 72201

RE: Monthly Disclosure Reports

Dear Representative Hyde:

On behalf of our agency and the Commissioners of the Arkansas Scholarship Lottery, please accept the attached monthly disclosure reports pursuant to §§ 23-115-206 and 23-115-302 for the month of December 2010. The report contains the following information:

1. Contracts Awarded
2. Debt Set-Off Collections
3. Retailer Losses
4. Breakdown of Lottery Sales per County
5. Total Number of Retailers
6. Total Lottery Revenue
7. Prize Disbursements
8. Operating Expenses
9. Net Assets
10. Administrative Expenses
11. Arkansas Scholarship Lottery Minority- and Female-owned Business Report
12. Arkansas Scholarship Lottery Vendor Minority- and Female-owned Business Report
13. Arkansas Scholarship Lottery Demographics
14. Internal Auditor Report

Also enclosed is a report of Arkansas Lottery Commission's recently released instant ticket games.

Please call me if you have any questions or need additional information.

Respectfully submitted,



Ernie Passailaigue
Director, Arkansas Lottery Commission

Enclosures

cc: Ms. Dianne Lamberth, Chairperson
Arkansas Lottery Commission

**Arkansas Lottery Commission Term Contracts for Goods and Services
December 2010**

No term contracts were entered into by the Arkansas Lottery Commission during the month of December 2010.

**Arkansas Lottery Commission
Debt Set-Off / Retailer Losses
December 2010**

1. Retailer losses for period December 1 through December 31, 2010: There were no retailer losses for the month of December 2010.

2. Debt Set-Off:

a. Department of Finance and Administration:	\$ 8,074.50
b. Office of Child Support Enforcement - Child Support:	<u>\$ 3,769.60</u>

Total Debt Set-Off: \$11,844.10

ARKANSAS LOTTERY COMMISSION
RETAIL SALES BY COUNTY
 December 1 through December 31, 2010

COUNTY	CASH 3	CASH 4	FAST PLAY	INSTANT	MEGA MILLIONS	POWERBALL	RAFFLE	TOTAL SALES FOR COUNTY
ARKANSAS	\$3,325.50	\$4,107.50	\$6,327.00	\$452,130.00	\$29,846.00	\$24,814.00	\$2,700.00	\$523,250.00
ASHLEY	\$9,954.50	\$8,671.50	\$2,692.00	\$104,566.00	\$11,657.00	\$12,565.00	\$790.00	\$150,896.00
BAXTER	\$3,849.00	\$2,837.00	\$6,582.00	\$303,269.00	\$32,015.00	\$36,391.00	\$2,170.00	\$387,113.00
BENTON	\$4,306.00	\$1,950.50	\$9,733.00	\$734,388.00	\$116,259.00	\$95,877.00	\$14,050.00	\$976,563.50
BOONE	\$2,523.00	\$2,021.50	\$6,958.00	\$320,217.00	\$20,203.00	\$21,452.00	\$1,970.00	\$375,344.50
BRADLEY	\$780.00	\$508.00	\$2,803.00	\$84,600.00	\$6,503.00	\$6,691.00	\$560.00	\$102,445.00
CALHOUN	\$897.00	\$287.50	\$1,206.00	\$71,810.00	\$3,682.00	\$3,733.00	\$400.00	\$82,015.50
CARROLL	\$792.00	\$1,286.50	\$2,844.00	\$234,568.00	\$12,728.00	\$15,415.00	\$1,350.00	\$268,983.50
CHICOT	\$4,843.00	\$2,667.00	\$931.00	\$141,300.00	\$30,154.00	\$31,382.00	\$1,040.00	\$212,317.00
CLARK	\$4,004.50	\$885.50	\$7,106.00	\$439,482.00	\$29,176.00	\$22,157.00	\$2,580.00	\$505,391.00
CLAY	\$263.00	\$88.50	\$1,770.00	\$89,700.00	\$5,808.00	\$4,414.00	\$470.00	\$102,513.50
CLEBURNE	\$2,020.00	\$359.00	\$6,047.00	\$298,741.00	\$40,916.00	\$31,295.00	\$4,950.00	\$384,328.00
CLEVELAND	\$907.00	\$601.00	\$677.00	\$112,430.00	\$7,627.00	\$7,564.00	\$850.00	\$130,656.00
COLUMBIA	\$9,227.50	\$5,032.00	\$2,386.00	\$191,456.00	\$9,930.00	\$12,987.00	\$880.00	\$231,898.50
CONWAY	\$6,375.50	\$3,628.00	\$7,974.00	\$403,527.00	\$38,552.00	\$31,054.00	\$3,190.00	\$494,300.50
CRAIGHEAD	\$7,248.50	\$4,414.00	\$7,341.00	\$1,186,225.00	\$104,096.00	\$69,808.00	\$7,410.00	\$1,386,542.50
CRAWFORD	\$2,826.00	\$930.00	\$5,398.00	\$358,131.00	\$68,110.00	\$52,584.00	\$5,430.00	\$493,409.00
CRITTENDEN	\$11,899.00	\$6,585.50	\$5,048.00	\$544,877.00	\$62,206.00	\$55,370.00	\$1,760.00	\$687,745.50
CROSS	\$2,044.00	\$1,583.50	\$1,686.00	\$229,200.00	\$17,227.00	\$14,062.00	\$880.00	\$266,682.50
DALLAS	\$3,094.50	\$1,037.50	\$4,773.00	\$212,100.00	\$13,089.00	\$12,304.00	\$1,080.00	\$247,478.00
DESHA	\$1,195.00	\$422.00	\$1,990.00	\$199,243.00	\$15,675.00	\$13,172.00	\$1,220.00	\$232,917.00
DREW	\$1,315.00	\$636.00	\$1,487.00	\$177,727.00	\$16,071.00	\$15,068.00	\$990.00	\$213,294.00
FAULKNER	\$8,080.00	\$4,102.00	\$11,138.00	\$1,074,776.00	\$137,572.00	\$101,303.00	\$13,710.00	\$1,350,681.00
FRANKLIN	\$488.00	\$324.00	\$3,482.00	\$201,406.00	\$18,454.00	\$15,940.00	\$2,210.00	\$242,304.00
FULTON	\$217.50	\$22.00	\$658.00	\$51,600.00	\$4,087.00	\$4,000.00	\$360.00	\$60,944.50
GARLAND	\$7,080.50	\$3,691.50	\$13,556.00	\$845,046.00	\$147,280.00	\$113,544.00	\$10,560.00	\$1,140,758.00
GRANT	\$489.50	\$388.00	\$961.00	\$148,500.00	\$19,109.00	\$15,558.00	\$1,170.00	\$186,175.50
GREENE	\$4,121.50	\$1,230.00	\$2,450.00	\$501,076.00	\$36,680.00	\$26,426.00	\$5,550.00	\$577,533.50
HEMPSTEAD	\$23,716.00	\$10,009.00	\$2,701.00	\$386,106.00	\$18,678.00	\$14,795.00	\$1,490.00	\$457,495.00
HOT SPRING	\$3,003.00	\$1,968.50	\$4,062.00	\$336,689.00	\$33,997.00	\$25,783.00	\$2,550.00	\$408,052.50

**ARKANSAS LOTTERY COMMISSION
RETAIL SALES BY COUNTY**

December 1 through December 31, 2010

COUNTY	CASH 3	CASH 4	FAST PLAY	INSTANT	MEGA MILLIONS	POWERBALL	RAFFLE	TOTAL SALES FOR COUNTY
HOWARD	\$10,387.00	\$4,634.50	\$1,463.00	\$150,766.00	\$9,559.00	\$6,231.00	\$860.00	\$183,900.50
INDEPENDENCE	\$3,679.00	\$1,649.00	\$9,256.00	\$623,659.00	\$46,637.00	\$36,034.00	\$5,580.00	\$726,494.00
IZARD	\$333.50	\$161.00	\$1,488.00	\$70,750.00	\$7,616.00	\$7,296.00	\$920.00	\$88,564.50
JACKSON	\$12,422.00	\$4,925.00	\$4,678.00	\$363,490.00	\$22,737.00	\$18,804.00	\$1,570.00	\$428,626.00
JEFFERSON	\$38,933.00	\$25,142.00	\$15,203.00	\$1,568,262.00	\$105,881.00	\$95,491.00	\$7,480.00	\$1,856,392.00
JOHNSON	\$1,886.50	\$243.00	\$3,080.00	\$249,790.00	\$20,993.00	\$20,665.00	\$3,120.00	\$299,777.50
LAFAYETTE	\$2,409.00	\$1,015.50	\$2,381.00	\$72,000.00	\$2,768.00	\$3,528.00	\$230.00	\$84,331.50
LAWRENCE	\$1,653.50	\$577.50	\$2,249.00	\$287,202.00	\$16,414.00	\$10,228.00	\$1,100.00	\$319,424.00
LEE	\$2,399.50	\$1,825.00	\$1,269.00	\$148,020.00	\$4,907.00	\$4,186.00	\$110.00	\$162,716.50
LINCOLN	\$446.00	\$219.00	\$887.00	\$120,151.00	\$8,085.00	\$7,452.00	\$620.00	\$137,860.00
LITTLE RIVER	\$3,231.00	\$1,303.50	\$2,400.00	\$72,098.00	\$6,696.00	\$3,909.00	\$390.00	\$90,027.50
LOGAN	\$877.00	\$369.50	\$8,370.00	\$275,248.00	\$19,927.00	\$20,963.00	\$4,600.00	\$330,354.50
LONOKE	\$5,412.00	\$3,351.00	\$10,744.00	\$1,118,878.00	\$113,217.00	\$81,102.00	\$9,430.00	\$1,342,134.00
MADISON	\$68.50	\$42.50	\$2,146.00	\$77,308.00	\$7,575.00	\$7,706.00	\$890.00	\$95,736.00
MARION	\$1,253.00	\$423.00	\$3,086.00	\$187,464.00	\$11,582.00	\$12,879.00	\$810.00	\$217,497.00
MILLER	\$25,303.50	\$6,777.50	\$4,450.00	\$332,676.00	\$28,036.00	\$15,303.00	\$2,510.00	\$415,056.00
MISSISSIPPI	\$33,504.50	\$14,850.50	\$13,933.00	\$579,024.00	\$27,790.00	\$22,761.00	\$1,760.00	\$693,623.00
MONROE	\$3,637.00	\$2,176.50	\$1,500.00	\$134,975.00	\$18,196.00	\$12,885.00	\$1,060.00	\$174,429.50
MONTGOMERY	\$9.50	\$14.50	\$154.00	\$13,632.00	\$4,417.00	\$3,690.00	\$350.00	\$22,267.00
NEVADA	\$1,731.00	\$895.00	\$3,107.00	\$277,800.00	\$12,072.00	\$7,869.00	\$610.00	\$304,084.00
NEWTON	\$263.00	\$24.00	\$578.00	\$50,400.00	\$2,540.00	\$3,058.00	\$50.00	\$56,913.00
OUACHITA	\$9,676.00	\$6,160.50	\$8,875.00	\$488,134.00	\$28,620.00	\$24,760.00	\$1,990.00	\$568,215.50
PERRY	\$1,534.00	\$318.00	\$861.00	\$102,900.00	\$10,623.00	\$9,102.00	\$980.00	\$126,318.00
PHILLIPS	\$5,432.50	\$3,813.50	\$1,762.00	\$218,857.00	\$20,542.00	\$22,793.00	\$750.00	\$273,950.00
PIKE	\$49.00	\$65.00	\$1,742.00	\$118,200.00	\$11,301.00	\$8,384.00	\$860.00	\$140,601.00
POINSETT	\$7,967.50	\$2,772.00	\$7,863.00	\$575,381.00	\$26,950.00	\$20,201.00	\$1,720.00	\$642,854.50
POLK	\$662.00	\$175.50	\$1,725.00	\$147,969.00	\$14,381.00	\$15,256.00	\$1,680.00	\$181,848.50
POPE	\$4,355.50	\$2,287.50	\$4,839.00	\$828,094.00	\$84,966.00	\$64,086.00	\$10,340.00	\$998,968.00
PRAIRIE	\$4,036.00	\$1,604.50	\$1,776.00	\$123,900.00	\$9,969.00	\$6,904.00	\$790.00	\$148,979.50
PULASKI	\$98,608.00	\$68,070.50	\$62,150.00	\$6,221,148.00	\$750,461.00	\$500,111.00	\$46,710.00	\$7,747,258.50
RANDOLPH	\$236.50	\$99.50	\$276.00	\$164,478.00	\$10,889.00	\$8,180.00	\$1,020.00	\$185,179.00

**ARKANSAS LOTTERY COMMISSION
RETAIL SALES BY COUNTY
December 1 through December 31, 2010**

COUNTY	CASH 3	CASH 4	FAST PLAY	INSTANT	MEGA MILLIONS	POWERBALL	RAFFLE	TOTAL SALES FOR COUNTY
SAINT FRANCIS	\$7,443.50	\$4,748.00	\$2,215.00	\$251,997.00	\$23,875.00	\$18,704.00	\$710.00	\$309,692.50
SALINE	\$5,312.00	\$3,356.00	\$11,454.00	\$1,243,388.00	\$174,847.00	\$111,614.00	\$13,410.00	\$1,563,381.00
SCOTT	\$344.50	\$165.50	\$628.00	\$92,446.00	\$7,075.00	\$8,076.00	\$600.00	\$109,335.00
SEARCY	\$1,751.00	\$48.50	\$1,309.00	\$91,803.00	\$7,426.00	\$7,086.00	\$880.00	\$110,303.50
SEBASTIAN	\$12,238.50	\$3,127.50	\$12,313.00	\$700,030.00	\$119,407.00	\$118,997.00	\$14,340.00	\$980,453.00
SEVIER	\$2,202.00	\$494.50	\$2,286.00	\$116,135.00	\$8,442.00	\$6,613.00	\$980.00	\$137,152.50
SHARP	\$831.50	\$302.50	\$3,884.00	\$166,681.00	\$13,789.00	\$12,048.00	\$1,610.00	\$199,146.00
STONE	\$2,251.00	\$472.00	\$1,141.00	\$95,400.00	\$9,383.00	\$8,992.00	\$950.00	\$118,589.00
UNION	\$35,283.50	\$18,651.00	\$7,901.00	\$619,623.00	\$35,959.00	\$32,741.00	\$6,410.00	\$756,568.50
VAN BUREN	\$1,085.00	\$613.00	\$2,079.00	\$177,900.00	\$18,164.00	\$16,120.00	\$4,210.00	\$220,171.00
WASHINGTON	\$10,212.50	\$7,781.50	\$11,748.00	\$1,271,692.00	\$174,544.00	\$138,310.00	\$17,930.00	\$1,632,218.00
WHITE	\$2,532.50	\$1,628.00	\$10,573.00	\$1,126,175.00	\$79,003.00	\$61,256.00	\$9,500.00	\$1,290,667.50
WOODRUFF	\$1,556.00	\$774.50	\$1,033.00	\$187,947.00	\$12,133.00	\$8,897.00	\$1,340.00	\$213,680.50
YELL	\$1,330.50	\$229.50	\$3,301.00	\$160,800.00	\$15,462.00	\$14,057.00	\$1,790.00	\$196,970.00
GRAND TOTALS	*Cash 3 \$497,655.50	*Cash 4 \$270,652.00	*Fast Play \$388,923.00	*Instant \$32,499,557.00	*Mega Millions \$3,273,243.00	*Powerball \$2,552,836.00	*Raffle \$279,870.00	*Totals \$39,762,736.50

*Estimates

**Arkansas Lottery Commission
Total Number of Active Retailers
December 2010**

As of November 31, 2010, there were 1,932 active retailers.

Arkansas Lottery Commission
Statement of Net Assets
December 31, 2010

ASSETS

Current assets:

Cash and Cash Equivalents	\$ 9,286,683.74
Restricted Assets:	
Cash and cash equivalents	57,209,229.32
Accounts receivable	12,955,434.18
Prepaid items	<u>56,485.27</u>
 Total current assets	 <u>79,507,832.51</u>

Noncurrent assets:

Restricted assets:	
Cash and cash equivalents	20,040,312.55
Deposits with Multi-State Lottery Asso.	686,156.33
Capital assets:	
Equipment	516,405.53
Leasehold Improvements	498,416.68
Less accumulated depreciation	<u>(211,655.38)</u>
 Total noncurrent assets	 <u>21,529,635.71</u>

Total assets	<u>\$ 101,037,468.22</u>
--------------	--------------------------

LIABILITIES

Current liabilities:

Accounts payable	\$ 795,750.93
Prizes payable	15,861,199.65
Accrued and other liabilities	1,333,775.31
Due to other funds	167,300.00
Due to ADHE	63,880,895.35
Compensated absences	250,978.65
Deferred revenue	<u>441,470.00</u>
 Total current liabilities	 <u>82,731,369.89</u>

Noncurrent liabilities:

Net postemployment benefits payable	<u>230,021.67</u>
 Total liabilities	 <u>82,961,391.56</u>

NET ASSETS

Net assets:

Invested in capital assets	803,166.83
Restricted for:	
Scholarship shortfall fund	20,000,000.00
Retailer fidelity fund	30,969.95
Deposits with MUSL	686,156.33
Unrestricted	<u>(3,444,216.45)</u>
 Total net assets	 <u>18,076,076.66</u>

Total liabilities & net assets	<u>\$ 101,037,468.22</u>
--------------------------------	--------------------------

**Arkansas Scholarship Commission
Net Proceeds Transfer to Ed Trust Computation
For the Six Months Ending December 31, 2010**

	Year to date
Operating revenues:	
Instant ticket SETTLEMENTS	\$ 182,712,449.00
Online ticket sales	34,463,802.08
Retailer application, fidelity and service fees	555,022.94
Other revenue	1,848.76
	<u>217,733,122.78</u>

Operating expenses:	
Instant game prizes SETTLEMENTS	125,206,834.11
Online game prizes	16,564,040.61
Retailer commissions	12,155,131.54
Gaming contract costs	11,122,658.52
Compensation and benefits	2,900,661.04
Marketing, advertising and promotions	2,017,439.16
General and administrative expenses	709,135.45
Services provided by other agencies	149,100.00
Legal and professional services	207,450.00
Less Current year Capital Asset cost	24,572.52
Total operating expenses	<u>171,057,022.95</u>

Change in net proceeds from operations 46,676,099.83

Nonoperating revenue (expense):	
Interest income	259,300.13
EDUCATION TRUST FUNDING-Current Year	(39,384,321.90)
Less Current year Fidelity Fund fees	(12,138.64) restricted fund
Less Current year MUSL Reserves additions	(228,888.36) see 23-115-103(17) and (19)(A)&(B)
Less fiscal year 2010 subsequent transactions	(613,286.22) prior year expense items not previously charged to Net Proceeds

NET PROCEEDS DUE TO EDUCATION-Current Month

	Transfer	Interest	Total
Totals	\$ 63,554,496.77	\$ 326,398.58	\$ 63,880,895.35
November 2009 funding - 12/15/09	\$ 8,120,211.99	\$ 1,835.39	\$ 8,120,211.99
December 2009 funding - 1/14/10	\$ 9,038,495.35	\$ 6,109.34	\$ 9,040,330.74
January 2010 funding - 2/15/10	\$ 10,829,280.27	\$ 10,835,389.61	\$ 10,835,389.61
February 2010 funding - 3/12/10	\$ 9,125,874.01	\$ 10,956.20	\$ 9,136,830.21
March 2010 funding - 4/14/10	\$ 10,467,824.60	\$ 13,741.79	\$ 10,481,566.39
April 2010 funding - 5/13/10	\$ 11,014,624.69	\$ 20,506.68	\$ 11,035,131.37
May 2010 funding 6/14/10	\$ 8,937,980.78	\$ 24,355.11	\$ 8,962,335.89
June 2010 funding -7/14/10	\$ 9,065,920.17	\$ 29,966.86	\$ 9,095,887.03
July 2010 funding - 8/13/10	\$ 6,059,225.23	\$ 32,900.15	\$ 6,092,125.38
August 2010 funding - 9/14/10	\$ 8,503,421.96	\$ 37,490.77	\$ 8,540,912.73
September 2010 funding - 10/14/10	\$ 7,923,706.45	\$ 41,129.77	\$ 7,966,836.22
October transfer to ADPHE 10/1/10	\$ 7,361,418.43	\$ 43,339.89	\$ 7,404,758.32
October 2010 funding - 11/12/10	\$ (65,000,000.00)	\$	\$ (65,000,000.00)
November 2010 funding - 12/15/10	\$ 7,197,503.10	\$ 18,042.76	\$ 7,215,545.86
December 2010 funding - 1/14/11	\$ 8,235,343.71	\$ 20,925.06	\$ 8,256,268.77
	\$ 6,671,666.03	\$ 25,098.81	\$ 6,696,764.84

ARKANSAS LOTTERY COMMISSION MINORITY- AND FEMALE-OWNED DIVERSITY COMPLIANCE REPORT
December 1 through December 31, 2010

Vendors	Goods or Services	Diversity Classification	Fiscal 2011	December 2010
African American Perspectives	Advertising/Public Relations	Minority-owned	\$1,250.00	
Best Banner and Sign	Promotional Items	Female-owned	\$27.31	
Dr. B's Windshield Repair Company	Vehicle Maintenance	Minority-owned	\$69.88	
Goddess Products	Office Furniture/Supplies	Minority-owned	\$52,776.26	\$8,971.82
HOLA! Arkansas	Advertising/Public Relations	Minority-owned	\$1,000.00	
Inclusion Magazine	Advertising/Public Relations	Minority-owned	\$3,750.00	
LAF Productions, Inc.	Advertising/Public Relations	Minority-owned	\$4,538.15	\$510.00
Mr. B's 2 Mobile Hand Wash & Wax	Car Detail and Inspection	Minority-owned	\$704.58	\$159.69
RB Professional Cleaning Service	Janitorial Services	Female-owned	\$2,700.00	\$523.80
RU-MEL & Associates, Inc.	Advertising/Public Relations	Minority-owned	\$950.00	
SHI International Corp.	Computer Software	Female-owned	\$6,530.13	\$5,522.13
STAND News	Advertising/Public Relations	Minority-owned	\$2,400.00	\$1,200.00
Trivia Marketing	Advertising/Public Relations	Female-owned	\$986.33	
Totals			\$77,682.64	\$16,887.44

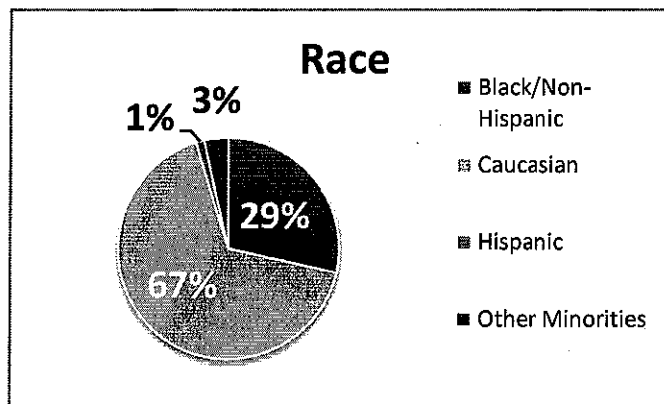
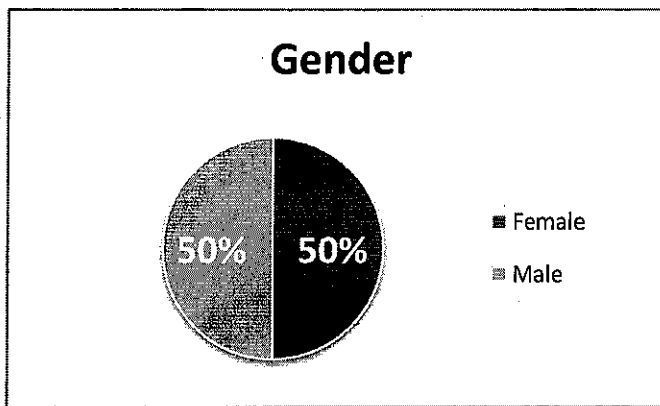
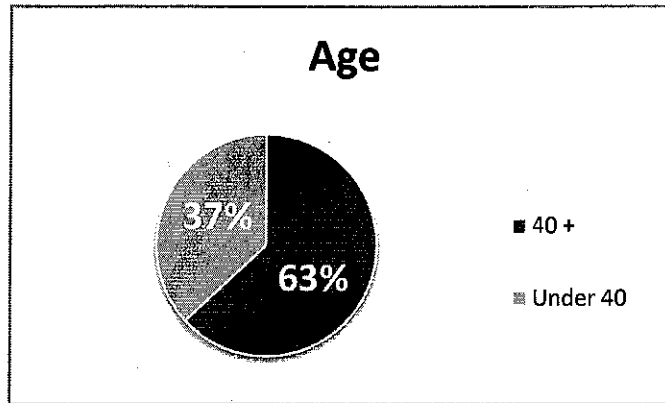
INTRALOT MINORITY- AND FEMALE-OWNED DIVERSITY COMPLIANCE REPORT
December 1 through December 31, 2010

Vendors	Goods or Services	Diversity Classification	Fiscal 2011	December 2010
Finders Keepers	Technical Support	Female-owned	\$58,822.40	\$6,235.25
Goddess Products	Office Furniture/Supplies	Minority-owned	\$348.61	
J. Kelly Referrals and Information Svcs., Inc.	Call Center/Information Services	Minority-owned	\$104,321.19	\$22,391.24
Totals			\$163,492.20	\$28,626.49

SCIENTIFIC GAMES MINORITY- AND FEMALE-OWNED DIVERSITY COMPLIANCE REPORT
December 1 through December 31, 2010

Vendors	Goods or Services	Diversity Classification	Fiscal 2011	December 2010
Choice Promotions	Promotional Items	Minority-owned	\$47,966.44	\$3,688.19
Expedited Transportation Service	Transportation Services	Female-owned	\$12,845.00	\$1,760.00
Mr. Clean	Janitorial Services	Minority-owned	\$2,564.70	\$298.30
Premier Staffing	Staffing Services	Female-owned	\$8,987.76	\$4,993.20
State Imaging Supply	Office Supplies	Female-owned	\$358.13	
Totals			\$72,722.03	\$10,739.69

**Arkansas Lottery Commission
Demographics – December 2010**



Total Number of Employees as of December 31, 2010: 84

Gender:

Females – 42

Males – 42

Race:

Black/Non-Hispanic - 24

Caucasian - 56

Hispanic – 1

Other – 3

Age:

Under 40 – 31

40 + – 53

Arkansas Lottery Commission
Instant Games
January 2011

1. Sales for the following games began January 4, 2011. No ending dates have been determined for these games.

\$1 Suits

\$2 Betty Boop™*

\$5 King's Ransom

\$10 Money Money Money

*Betty Boop is a licensed property game. There are no additional merchandise costs for this game.

2. The licensed property MONOPOLY™ \$5 instant game launched October 5, 2010. Additional merchandise for prizes resulted in a total cost of \$60,000.

Arkansas Lottery Commission Internal Auditor Report

December 2010

The Arkansas Lottery Commission's Internal Auditor is in the process of preparing the audit objectives to address the June 30, 2010 Division of Legislative Audit's Audit Report and Management Letter. The objectives and progress of this project will be reported to the Arkansas Lottery Commission on January 12, 2011. Beginning in January 2011, a status report of the results of Internal Audit's procedures performed concerning Legislative Audit's findings and recommendations will be provided to the Lottery Oversight Committee monthly until all issues are resolved.