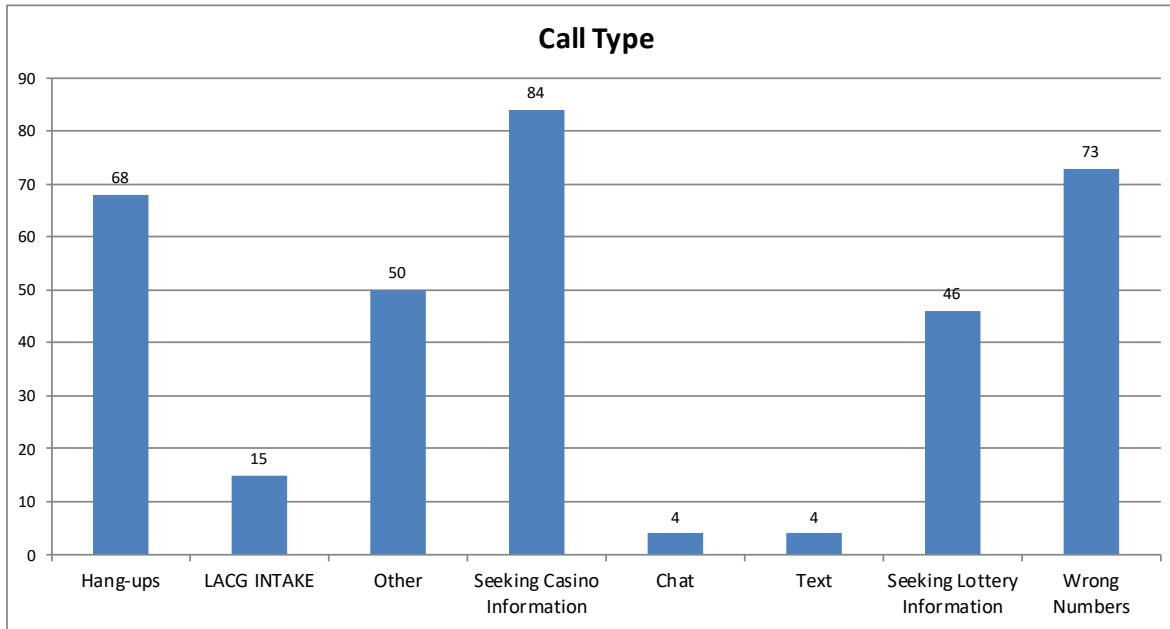


**Problem Gamblers Helpline
Arkansas Report**

Problem Gamblers Helpline 7/1/2024 - 7/31/2024 Arkansas Report

Total Calls 344
Total LACG Intakes 15

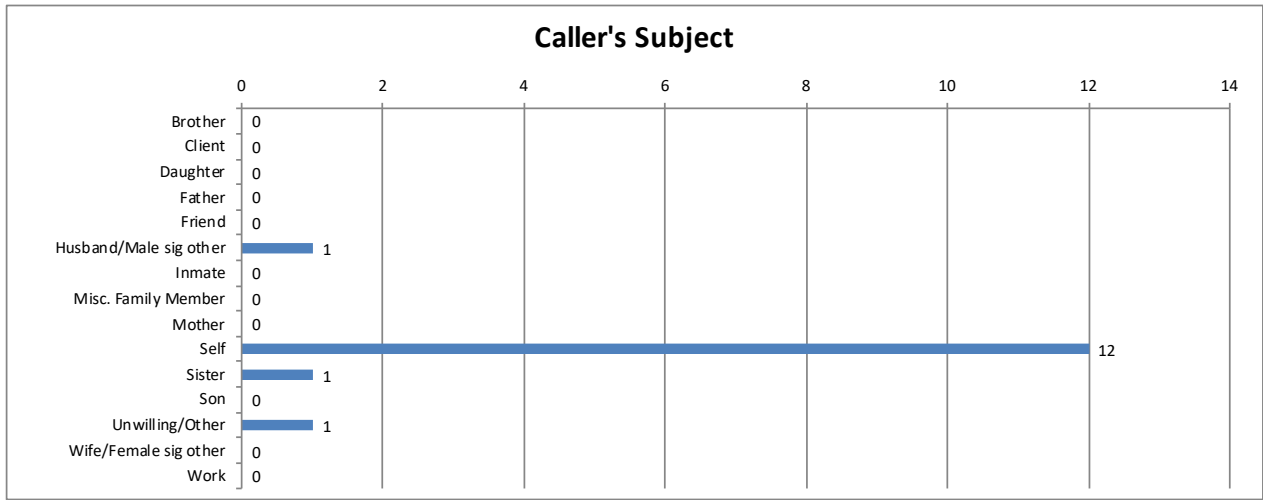
Call Type	Call Type	Average Type
Hang-ups	68	20%
LACG INTAKE	15	4%
Other	50	15%
Seeking Casino Information	84	24%
Chat	4	1%
Text	4	1%
Seeking Lottery Information	46	13%
Wrong Numbers	73	21%
Total	344	100%



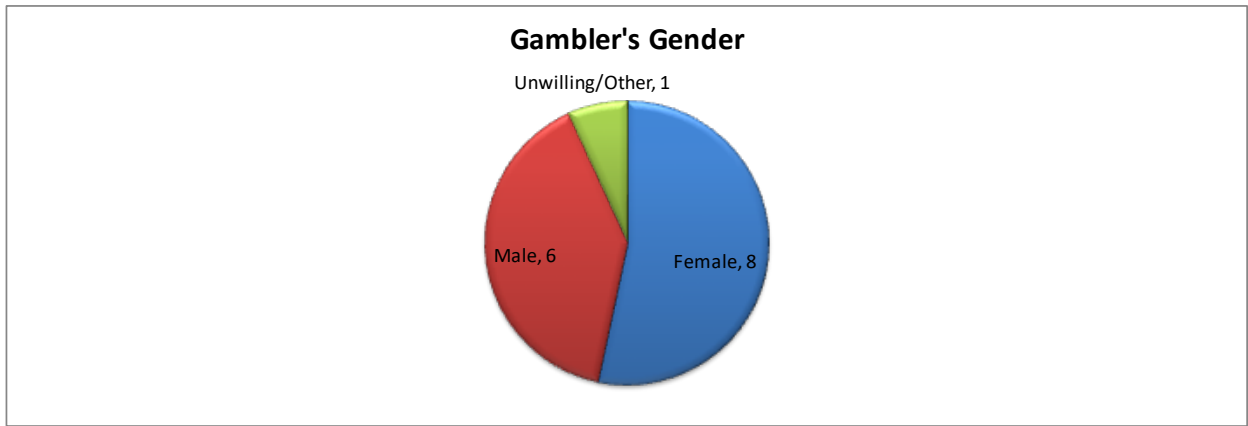
Suicide	Calls	Percent
No	15	100%
Past	0	0%
Present	0	0%
Total	15	100%

Caller's Subject	Calls	Percent
Brother	0	0%
Client	0	0%
Daughter	0	0%
Father	0	0%
Friend	0	0%
Husband/Male sig other	1	7%
Inmate	0	0%
Misc. Family Member	0	0%
Mother	0	0%
Self	12	80%
Sister	1	7%
Son	0	0%
Unwilling/Other	1	7%
Wife/Female sig other	0	0%
Work	0	0%
Total	15	100%

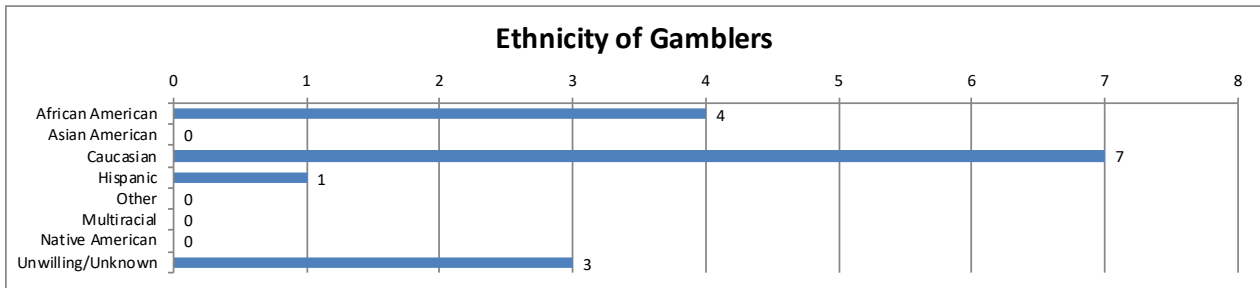
**Problem Gamblers Helpline
Arkansas Report**



Gambler's Gender	Calls	Percent
Female	8	53%
Male	6	40%
Unwilling/Other	1	7%
Total	15	100%



Ethnicity of Gambler	Calls	Percent
African American	4	27%
Asian American	0	0%
Caucasian	7	47%
Hispanic	1	7%
Other	0	0%
Multiracial	0	0%
Native American	0	0%
Unwilling/Unknown	3	20%
Total	15	100%



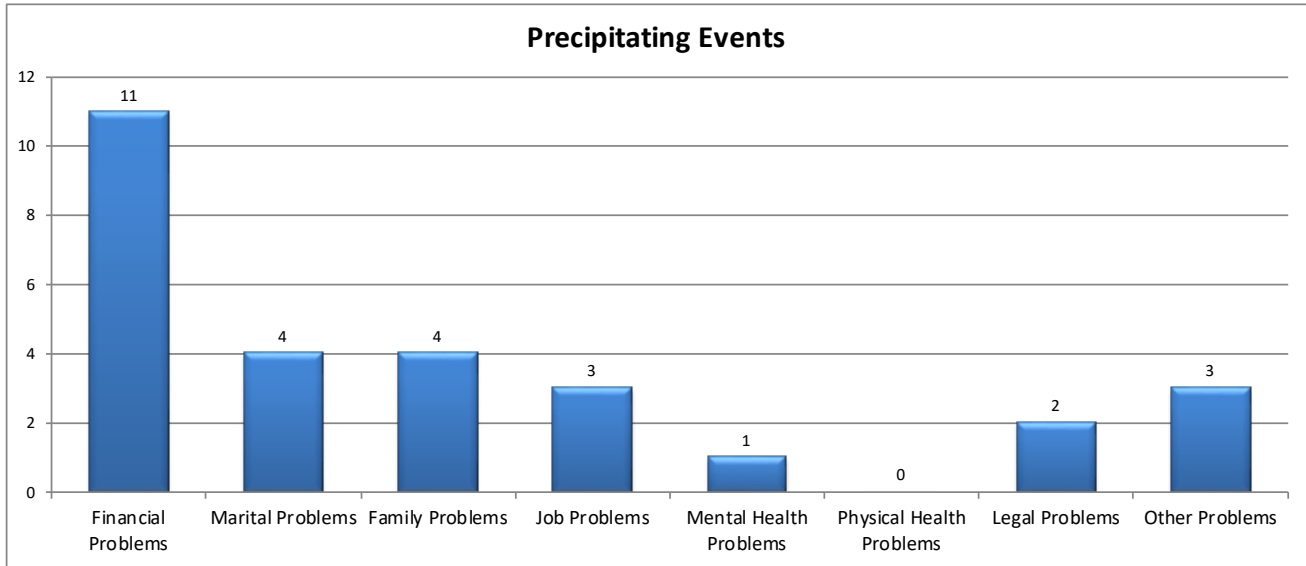
Precipitating Event	Calls	Percent
---------------------	-------	---------

**Problem Gamblers Helpline
Arkansas Report**

Financial Problems	11	73%
Marital Problems	4	27%
Family Problems	4	27%
Job Problems	3	20%
Mental Health Problems	1	7%
Physical Health Problems	0	0%
Legal Problems	2	13%
Other Problems	3	20%

* Percent greater than 100 because many individuals indicated more than one problem area.

The percent associated with each type of gambling indicates what percent of all the callers indicated that form of gambling was a problem for them.



Most Problematic Gambling	Calls	Percent
Casino-Baccarat	0	0%
Casino-Bingo	0	0%
Casino-Blackjack	0	0%
Casino-Cards	0	0%
Casino-Dice	0	0%
Casino-Horserace	0	0%
Casino-Keno	0	0%
Casino-Other	0	0%
Casino-Pari-mut	0	0%
Casino-Poker	0	0%
Casino-Roulette	0	0%
Casino-Sports	0	0%
Casino-Unspec.	0	0%
Casino-Unwilling	1	7%
Casino- V. Keno	0	0%
Casino- V. Poker	0	0%
Casino-Slots	6	40%
Internet-Baccarat	0	0%
Internet-Bingo	0	0%
Internet-Blackjack	0	0%
Internet-Dice	0	0%
Internet-Keno	0	0%
Internet-Lottery	0	0%
Internet-Poker	1	7%
Internet-Roulette	0	0%
Internet-Slots	1	7%
Internet-Sports	0	0%
Internet-Table Games	0	0%
Internet-Unspec.	1	7%
Internet- V. Poker	0	0%

**Problem Gamblers Helpline
Arkansas Report**

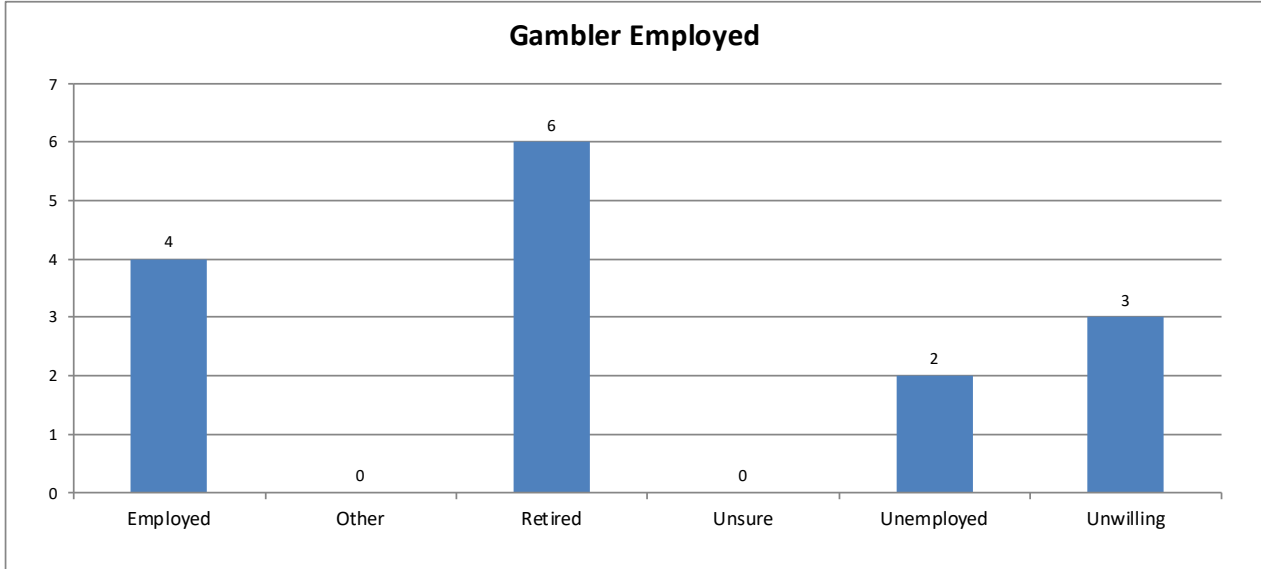
Lottery-Lotto	0	0%
Lottery-Numbers	0	0%
Lottery-Online	0	0%
Lottery-Other	0	0%
Lottery- Pull Tab	0	0%
Lottery- Pun. Card	0	0%
Lottery-Scratch Offs	1	7%
Lottery-Sweeps	0	0%
NFT- Non Fungible Tokens	0	0%
Non-Casino-8-Liner	0	0%
Non-Casino-Bingo	0	0%
Non-Casino-Cards/Dice	0	0%
Non-Casino-Crypto	0	0%
Non-Casino-Dog Race	0	0%
Non-Casino-Horse Race	0	0%
Non-Casino-Internet	0	0%
Non-Casino-Poker Rm	0	0%
Non-Casino-Raffle/50-50 Drawings	0	0%
Non-Casino-Skill Machines	0	0%
Non-Casino-Slots	0	0%
Non-Casino-V. Poker	0	0%
Non-Casino-Video Gaming	0	0%
Sports-Baseball	0	0%
Sports-Basketball	0	0%
Sports-Casino	0	0%
Sports-Cock Fight	0	0%
Sports-Fantasy	0	0%
Sports-Football	0	0%
Sports-Hockey	0	0%
Sports-Other	0	0%
Sports-Soccer	0	0%
Sports-Unspec.	0	0%
Stock Market- Bus Risk	0	0%
Stock Market-Day Trade	0	0%
Stock Market-Margin	0	0%
Stock Market-Options	0	0%
Stock Market-Other	0	0%
Stock Market-Stocks	0	0%
Stock Market-Unspec.	0	0%
Unspec./Unwilling/Other	4	27%
VGT-Video Gaming Terminals	0	0%
Total	15	100%



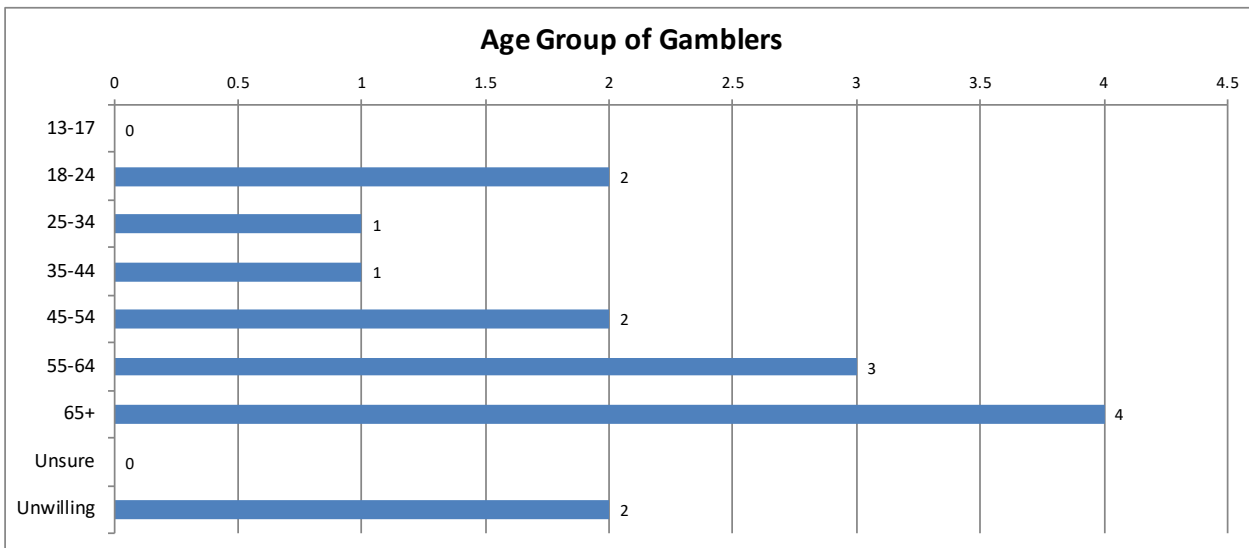
Gambler Employed	Calls	Percent
------------------	-------	---------

**Problem Gamblers Helpline
Arkansas Report**

Employed	4	27%
Other	0	0%
Retired	6	40%
Unsure	0	0%
Unemployed	2	13%
Unwilling	3	20%
Total	15	100%




Age Group of Gamblers	Calls	Percent
13-17	0	0%
18-24	2	13%
25-34	1	7%
35-44	1	7%
45-54	2	13%
55-64	3	20%
65+	4	27%
Unsure	0	0%
Unwilling	2	13%
Total	15	100%




Other Problems Identified	Yes	No
---------------------------	-----	----

**Problem Gamblers Helpline
Arkansas Report**

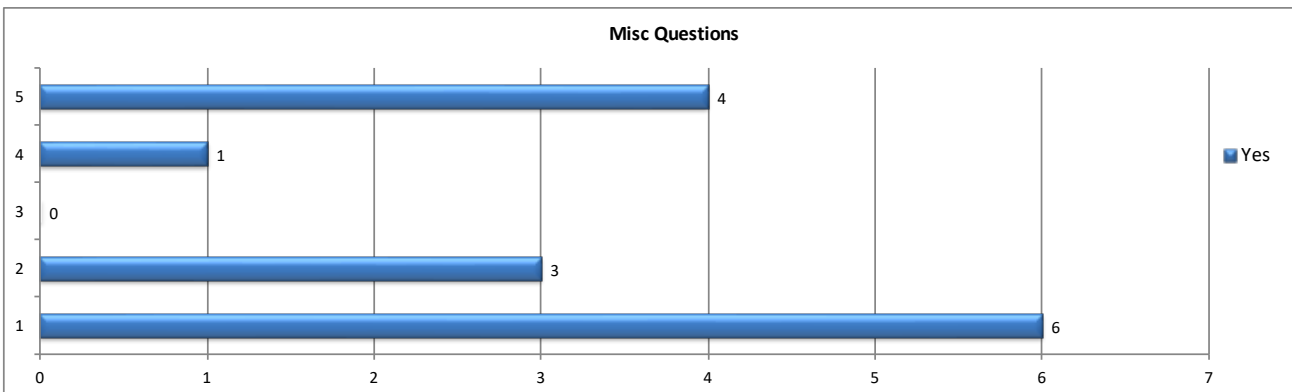
	Yes	Percentage	No	Percentage
Alcoholism	4	26.7%	5	33.3%
Drug Abuse	2	13.3%	7	46.7%
Depression	4	26.7%	5	33.3%
Eating Disorder	0	0.0%	9	60.0%
Overspending	3	20.0%	6	40.0%
Smoking	3	20.0%	6	40.0%
Sexual Addiction	0	0.0%	9	60.0%



Problems Identified in Family	Yes		No	
	Yes	Percentage	No	Percentage
Abuse	4	26.7%	5	33.3%
Alcoholism	5	33.3%	4	26.7%
Drug Abuse	3	20.0%	6	40.0%
Eating Disorder	0	0.0%	9	60.0%
Gambling	4	26.7%	5	33.3%



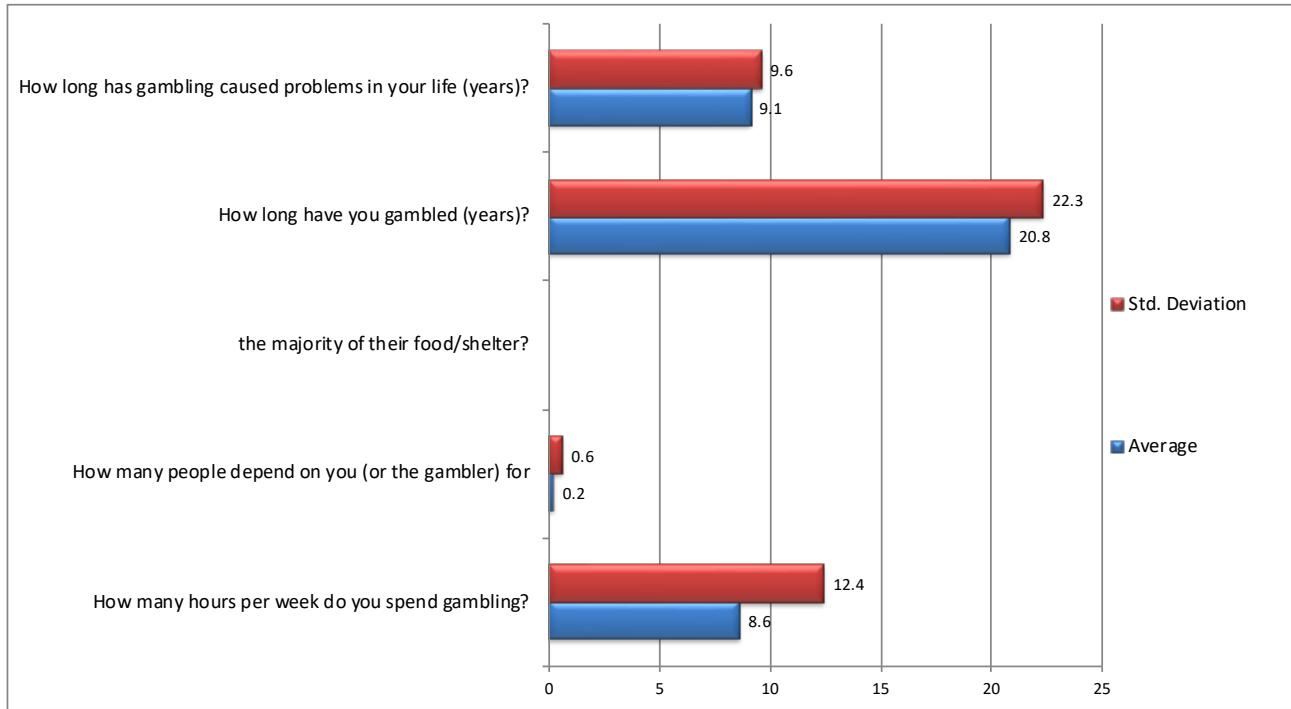
Misc Questions	Yes		No	
	Yes	Percentage	No	Percentage
Do you have mental health insurance?	6	40%	2	13%
Are you familiar with GA?	3	20%	4	27%
Are you a Veteran?	0	0%	8	53%
Have you ever filed bankruptcy?	1	7%	6	40%
Have you ever had credit problems?	4	27%	3	20%



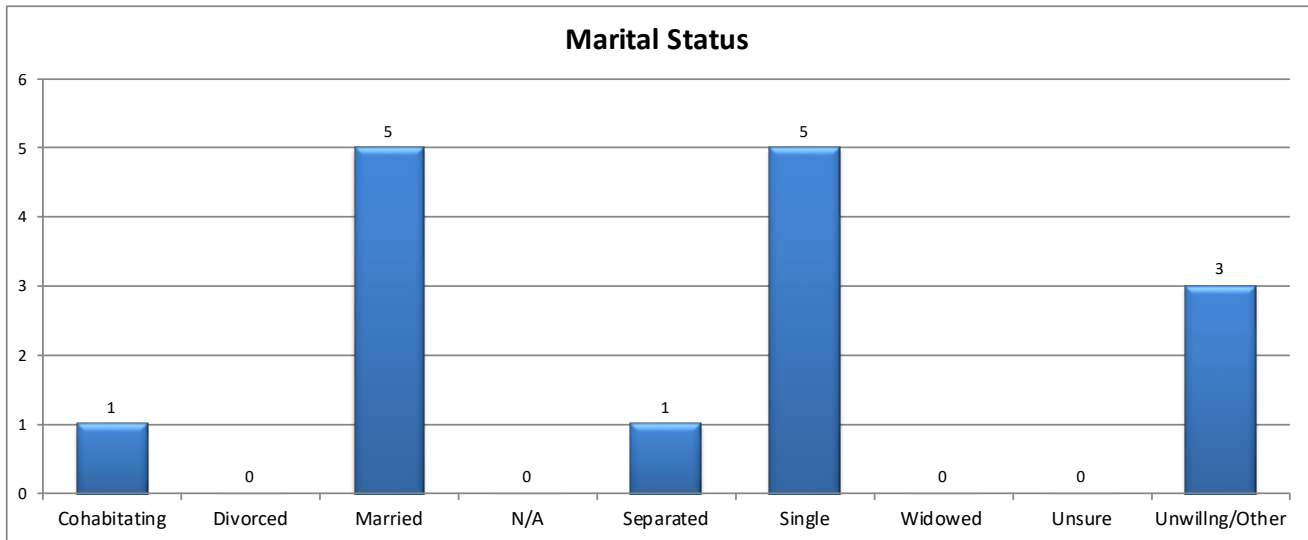
Gambling Activity	Average	Std. Deviation
How many hours per week do you spend gambling	8.6	12.4

**Problem Gamblers Helpline
Arkansas Report**

How many people depend on you (or the gambler) the majority of their food/shelter?	0.2	0.6
How long have you gambled (years)?	20.8	22.3
How long has gambling caused problems in your life (years)?	9.1	9.6



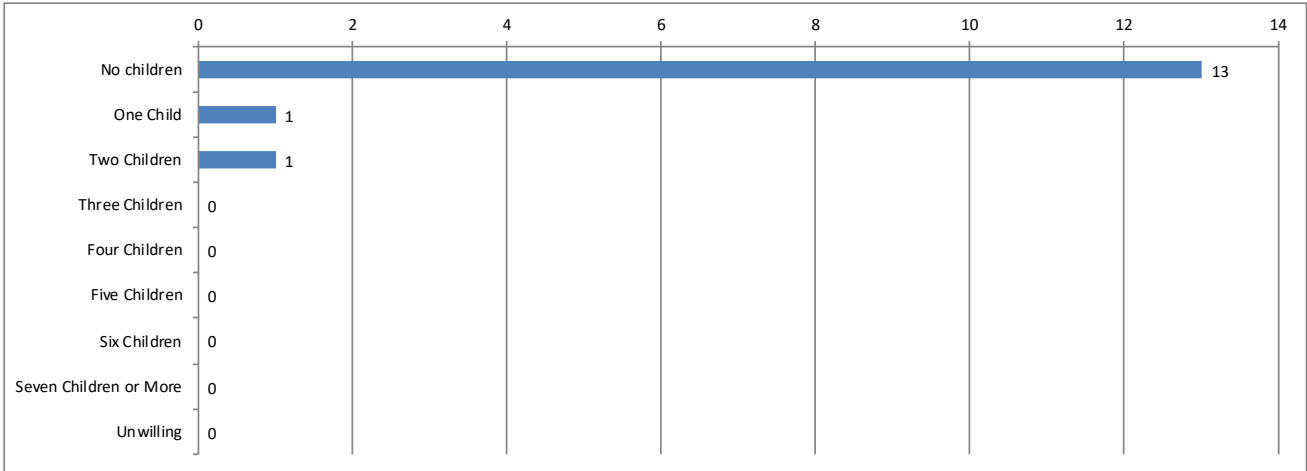
Marital Status	Calls	Percent
Cohabiting	1	7%
Divorced	0	0%
Married	5	33%
N/A	0	0%
Separated	1	7%
Single	5	33%
Widowed	0	0%
Unsure	0	0%
Unwilling/Other	3	20%
Total	15	100%



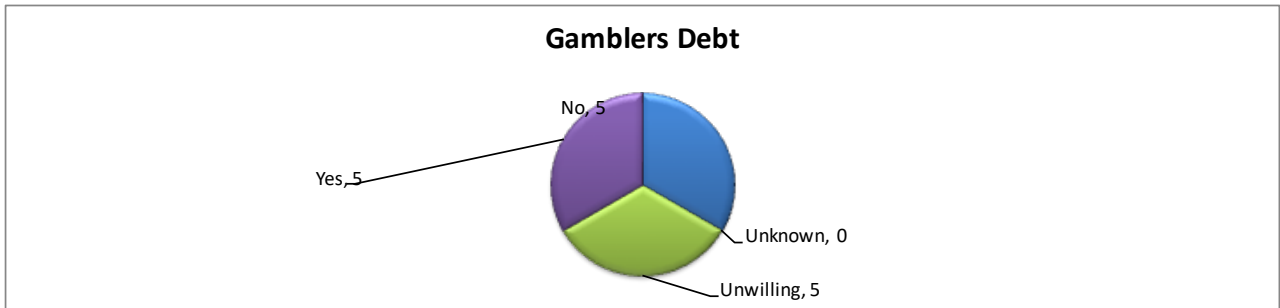
Number of Children	Calls	Percent
No children	13	87%

**Problem Gamblers Helpline
Arkansas Report**

One Child	1	7%
Two Children	1	7%
Three Children	0	0%
Four Children	0	0%
Five Children	0	0%
Six Children	0	0%
Seven Children or More	0	0%
Unwilling	0	0%
Total	15	100%



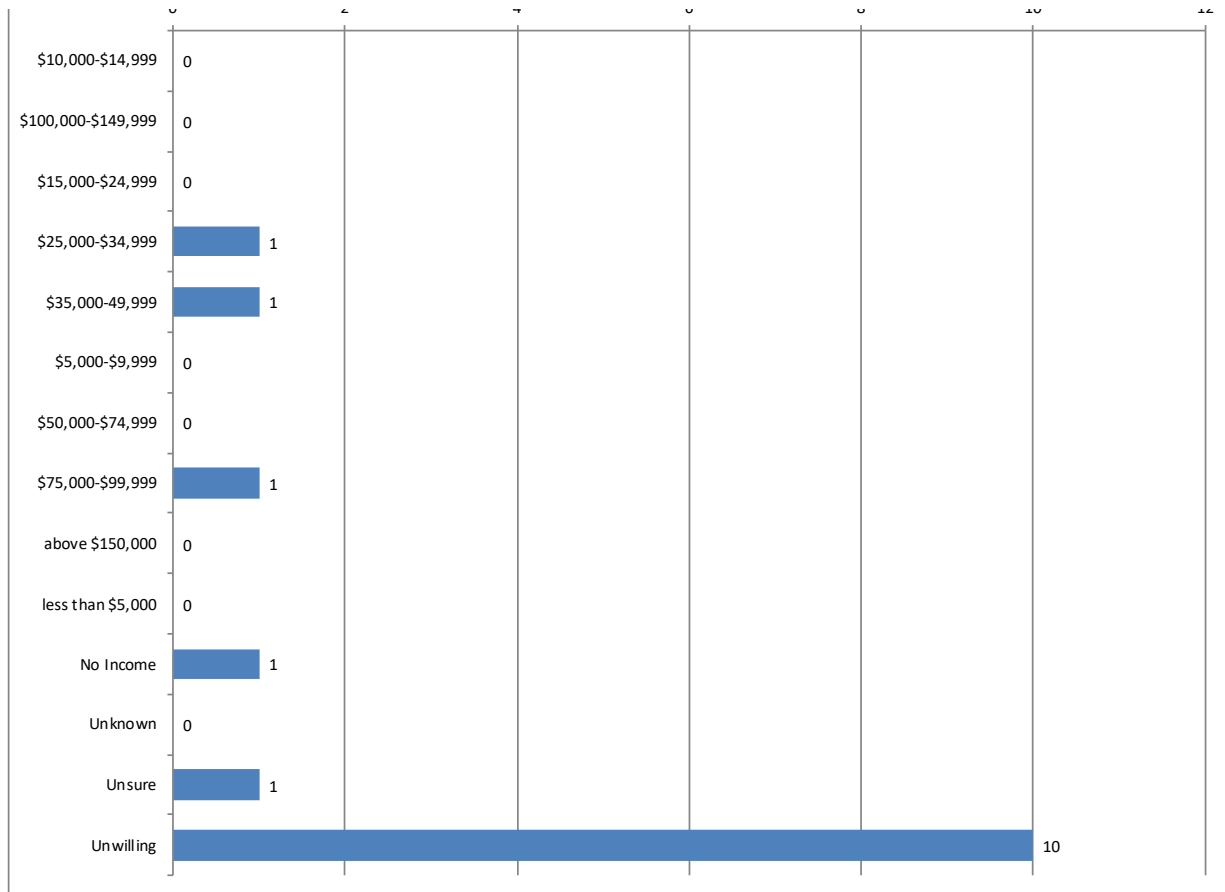
Gamblers Debt	Calls	Percent
No	5	33%
Unknown	0	0%
Unwilling	5	33%
Yes	5	33%
Total	15	100%



Calls by Gambler Salary	Calls	Percent
\$10,000-\$14,999	0	0%
\$100,000-\$149,999	0	0%
\$15,000-\$24,999	0	0%
\$25,000-\$34,999	1	7%
\$35,000-49,999	1	7%
\$5,000-\$9,999	0	0%
\$50,000-\$74,999	0	0%
\$75,000-\$99,999	1	7%
above \$150,000	0	0%
less than \$5,000	0	0%
No Income	1	7%
Unknown	0	0%
Unsure	1	7%
Unwilling	10	67%
Total	15	100%



**Problem Gamblers Helpline
Arkansas Report**



How Caller Heard of Problem Gamblers Helpline	Calls	Percent
Billboard	0	0%
Bingo Hall	0	0%
Brochure	0	0%
Casino	2	13%
Casino Card	0	0%
Court	0	0%
Crisis Line	0	0%
Family Member	0	0%
Friend	0	0%
Horserace/Racetrack	0	0%
Internet	8	53%
Lottery	0	0%
Newspaper	0	0%
Phone Operator (411)	0	0%
Phonebook	0	0%
Radio	0	0%
Repeat Caller	0	0%
Store	0	0%
Support Group	0	0%
Therapist	0	0%
Treatment Facility	1	7%
TV Commercial	1	7%
TV Program	0	0%
Unsure	0	0%
Work	0	0%
Unwilling/Other	3	20%
Total	15	100%

How Caller Heard of the Helpline

**Problem Gamblers Helpline
Arkansas Report**

