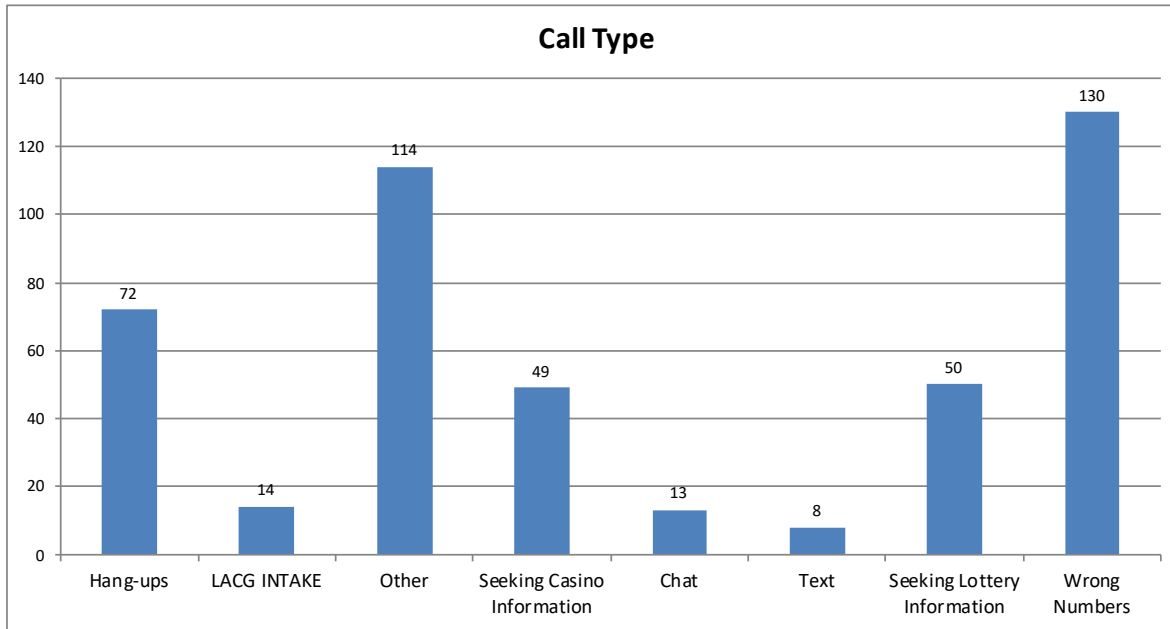


**Problem Gamblers Helpline
Arkansas Report**

Problem Gamblers Helpline 4/1/2025 - 4/30/2025 Arkansas Report

Total Calls 450
Total LACG Intakes 14

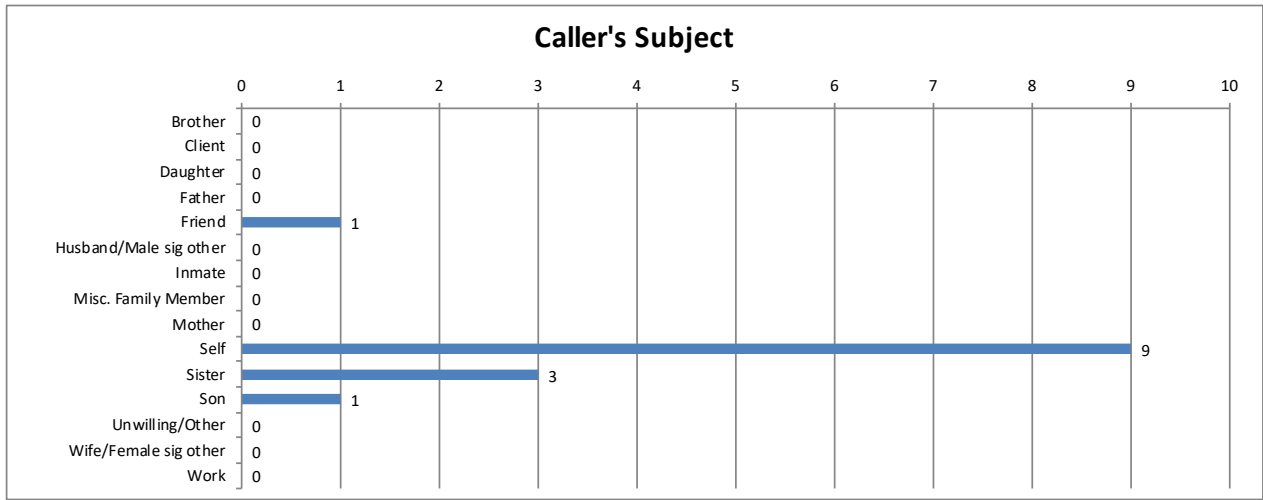
Call Type	Call Type	Average Type
Hang-ups	72	16%
LACG INTAKE	14	3%
Other	114	25%
Seeking Casino Information	49	11%
Chat	13	3%
Text	8	2%
Seeking Lottery Information	50	11%
Wrong Numbers	130	29%
Total	450	100%



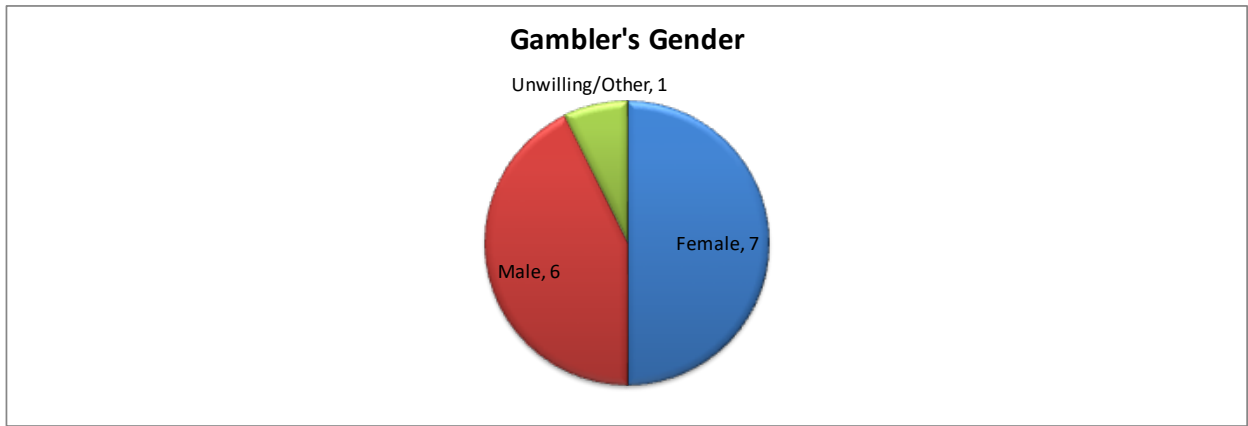
Suicide	Calls	Percent
No	12	86%
Past	1	7%
Present	1	7%
Total	14	100%

Caller's Subject	Calls	Percent
Brother	0	0%
Client	0	0%
Daughter	0	0%
Father	0	0%
Friend	1	7%
Husband/Male sig other	0	0%
Inmate	0	0%
Misc. Family Member	0	0%
Mother	0	0%
Self	9	64%
Sister	3	21%
Son	1	7%
Unwilling/Other	0	0%
Wife/Female sig other	0	0%
Work	0	0%
Total	14	100%

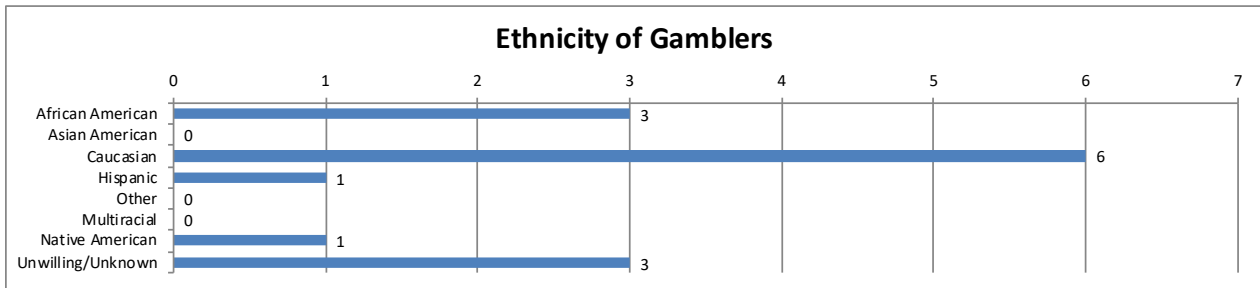
**Problem Gamblers Helpline
Arkansas Report**



Gambler's Gender	Calls	Percent
Female	7	50%
Male	6	43%
Unwilling/Other	1	7%
Total	14	100%



Ethnicity of Gambler	Calls	Percent
African American	3	21%
Asian American	0	0%
Caucasian	6	43%
Hispanic	1	7%
Other	0	0%
Multiracial	0	0%
Native American	1	7%
Unwilling/Unknown	3	21%
Total	14	100%



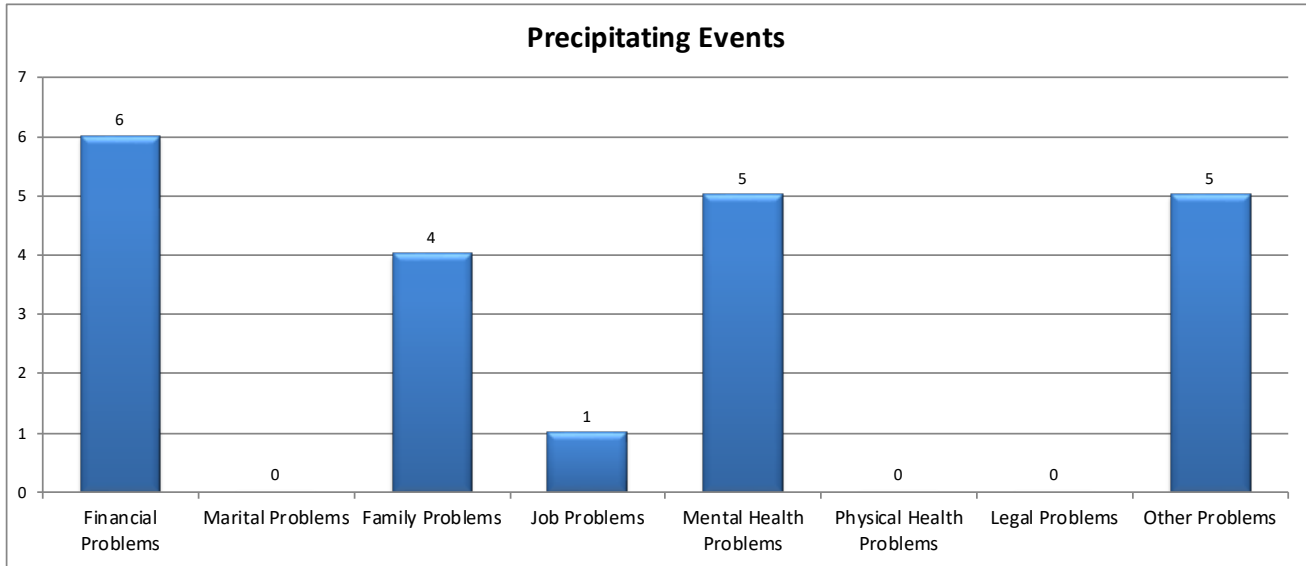
Precipitating Event	Calls	Percent
---------------------	-------	---------

**Problem Gamblers Helpline
Arkansas Report**

Financial Problems	6	43%
Marital Problems	0	0%
Family Problems	4	29%
Job Problems	1	7%
Mental Health Problems	5	36%
Physical Health Problems	0	0%
Legal Problems	0	0%
Other Problems	5	36%

* Percent greater than 100 because many individuals indicated more than one problem area.


The percent associated with each type of gambling indicates what percent of all the callers indicated that form of gambling was a problem for them.



Most Problematic Gambling	Calls	Percent
Casino-Baccarat	0	0%
Casino-Bingo	0	0%
Casino-Blackjack	0	0%
Casino-Cards	0	0%
Casino-Dice	0	0%
Casino-Horserace	0	0%
Casino-Keno	0	0%
Casino-Other	0	0%
Casino-Pari-mut	0	0%
Casino-Poker	1	7%
Casino-Roulette	0	0%
Casino-Sports	0	0%
Casino-Unspec.	0	0%
Casino-Unwilling	0	0%
Casino- V. Keno	0	0%
Casino- V. Poker	0	0%
Casino-Slots	3	21%
Internet-Baccarat	0	0%
Internet-Bingo	0	0%
Internet-Blackjack	0	0%
Internet-Dice	0	0%
Internet-Keno	0	0%
Internet-Lottery	0	0%
Internet-Poker	0	0%
Internet-Roulette	0	0%
Internet-Slots	3	21%
Internet-Sports	0	0%
Internet-Table Games	0	0%
Internet-Unspec.	4	29%
Internet- V. Poker	0	0%

**Problem Gamblers Helpline
Arkansas Report**

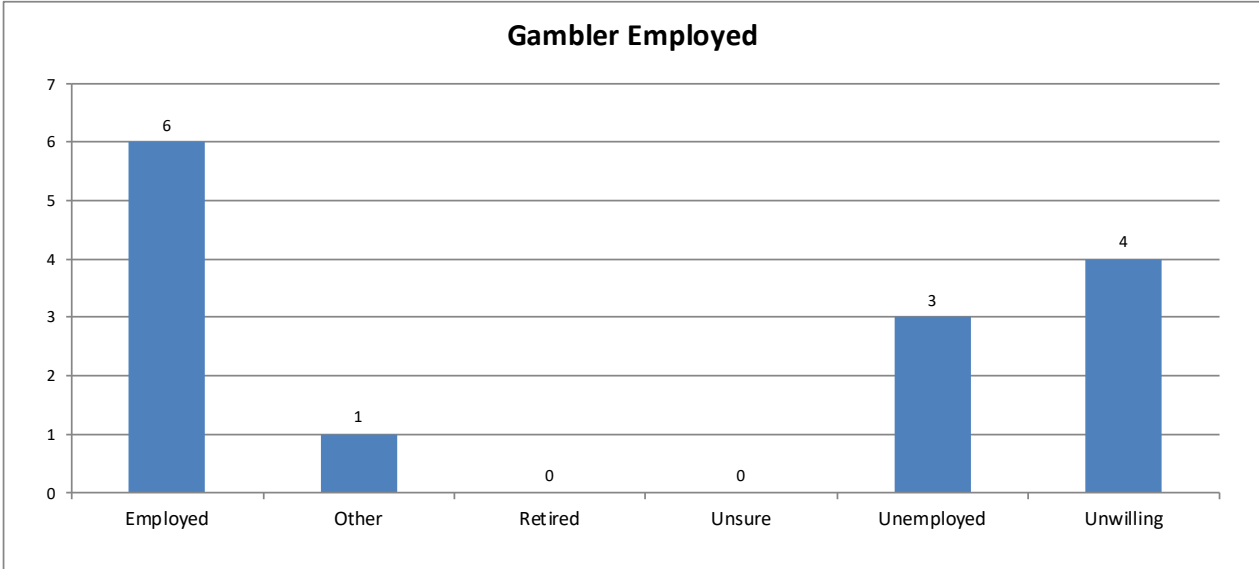
Lottery-Lotto	0	0%
Lottery-Numbers	0	0%
Lottery-Online	0	0%
Lottery-Other	0	0%
Lottery- Pull Tab	0	0%
Lottery- Pun. Card	0	0%
Lottery-Scratch Offs	0	0%
Lottery-Sweeps	0	0%
NFT- Non Fungible Tokens	0	0%
Non-Casino-8-Liner	0	0%
Non-Casino-Bingo	0	0%
Non-Casino-Cards/Dice	0	0%
Non-Casino-Crypto	0	0%
Non-Casino-Dog Race	0	0%
Non-Casino-Horse Race	0	0%
Non-Casino-Internet	0	0%
Non-Casino-Poker Rm	0	0%
Non-Casino-Raffle/50-50 Drawings	0	0%
Non-Casino-Skill Machines	0	0%
Non-Casino-Slots	0	0%
Non-Casino-V. Poker	0	0%
Non-Casino-Video Gaming	1	7%
Sports-Baseball	0	0%
Sports-Basketball	0	0%
Sports-Casino	0	0%
Sports-Cock Fight	0	0%
Sports-Fantasy	0	0%
Sports-Football	0	0%
Sports-Hockey	0	0%
Sports-Other	0	0%
Sports-Soccer	0	0%
Sports-Unspec.	0	0%
Stock Market- Bus Risk	0	0%
Stock Market-Day Trade	0	0%
Stock Market-Margin	0	0%
Stock Market-Options	0	0%
Stock Market-Other	0	0%
Stock Market-Stocks	0	0%
Stock Market-Unspec.	0	0%
Unspec./Unwilling/Other	2	14%
VGT-Video Gaming Terminals	0	0%
Total	14	100%



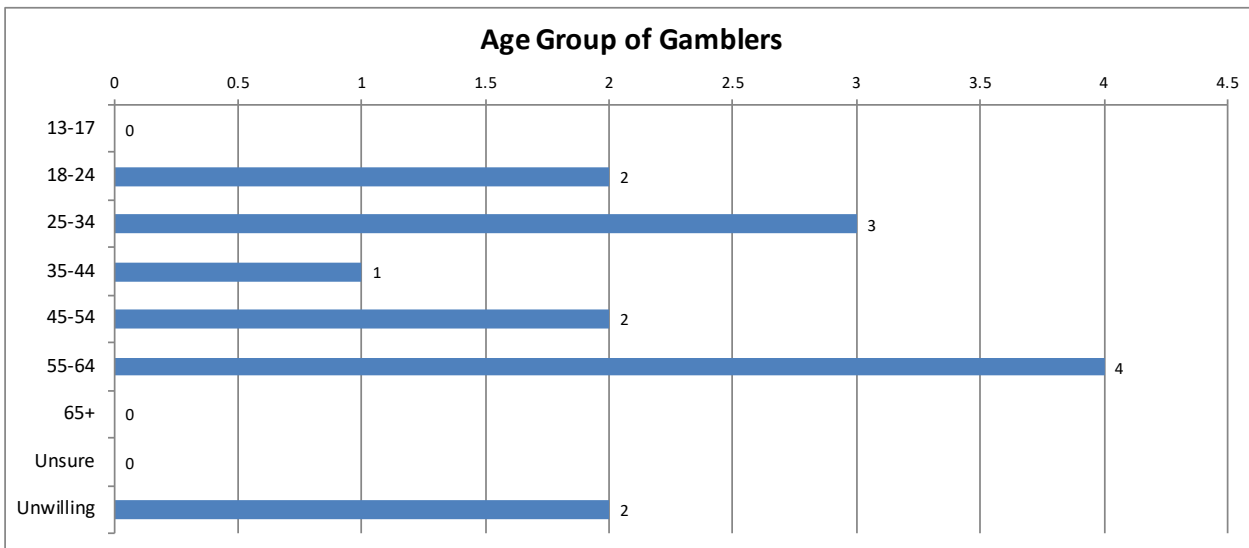
Gambler Employed	Calls	Percent
------------------	-------	---------

**Problem Gamblers Helpline
Arkansas Report**

Employed	6	43%
Other	1	7%
Retired	0	0%
Unsure	0	0%
Unemployed	3	21%
Unwilling	4	29%
Total	14	100%



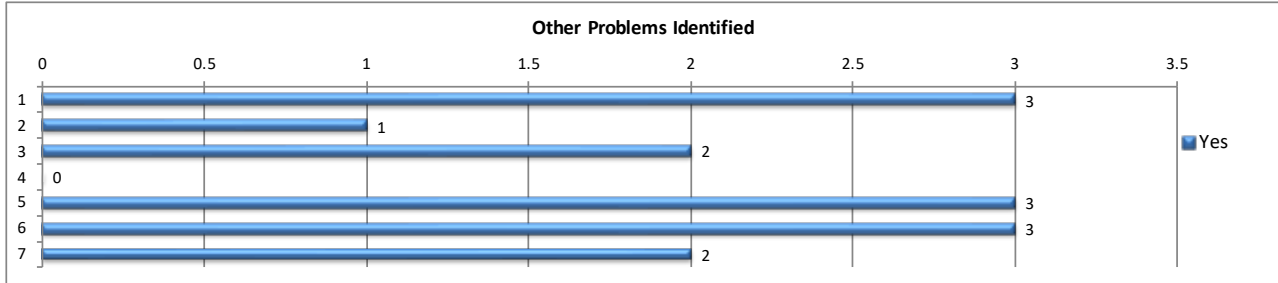
Age Group of Gamblers	Calls	Percent
13-17	0	0%
18-24	2	14%
25-34	3	21%
35-44	1	7%
45-54	2	14%
55-64	4	29%
65+	0	0%
Unsure	0	0%
Unwilling	2	14%
Total	14	100%




Other Problems Identified	Yes	No
---------------------------	-----	----

**Problem Gamblers Helpline
Arkansas Report**

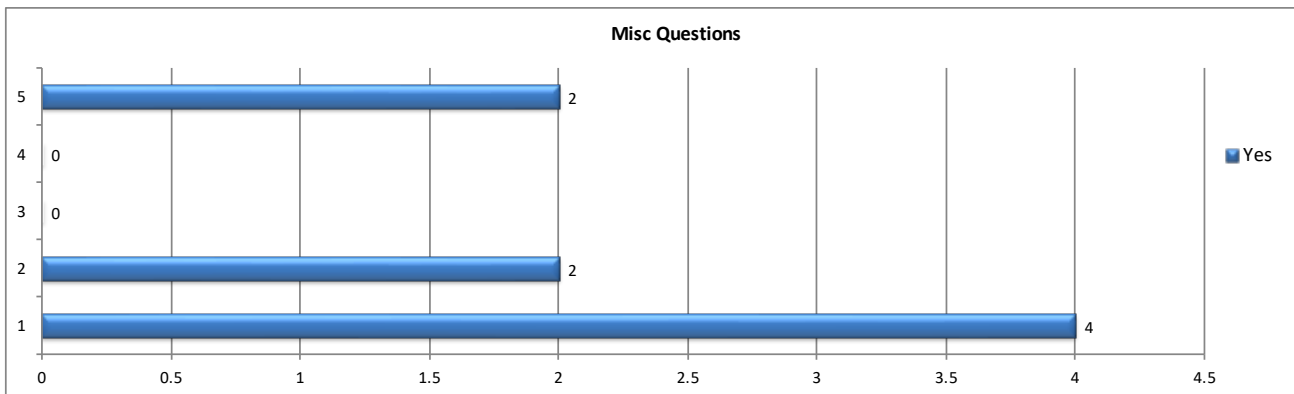
	Yes	Percentage	No	Percentage
Alcoholism	3	21.4%	6	42.9%
Drug Abuse	1	7.1%	7	50.0%
Depression	2	14.3%	4	28.6%
Eating Disorder	0	0.0%	6	42.9%
Overspending	3	21.4%	4	28.6%
Smoking	3	21.4%	3	21.4%
Sexual Addiction	2	14.3%	4	28.6%



Problems Identified in Family	Yes		No	
	Yes	Percentage	No	Percentage
Abuse	1	7.1%	5	35.7%
Alcoholism	3	21.4%	3	21.4%
Drug Abuse	1	7.1%	5	35.7%
Eating Disorder	0	0.0%	6	42.9%
Gambling	3	21.4%	3	21.4%



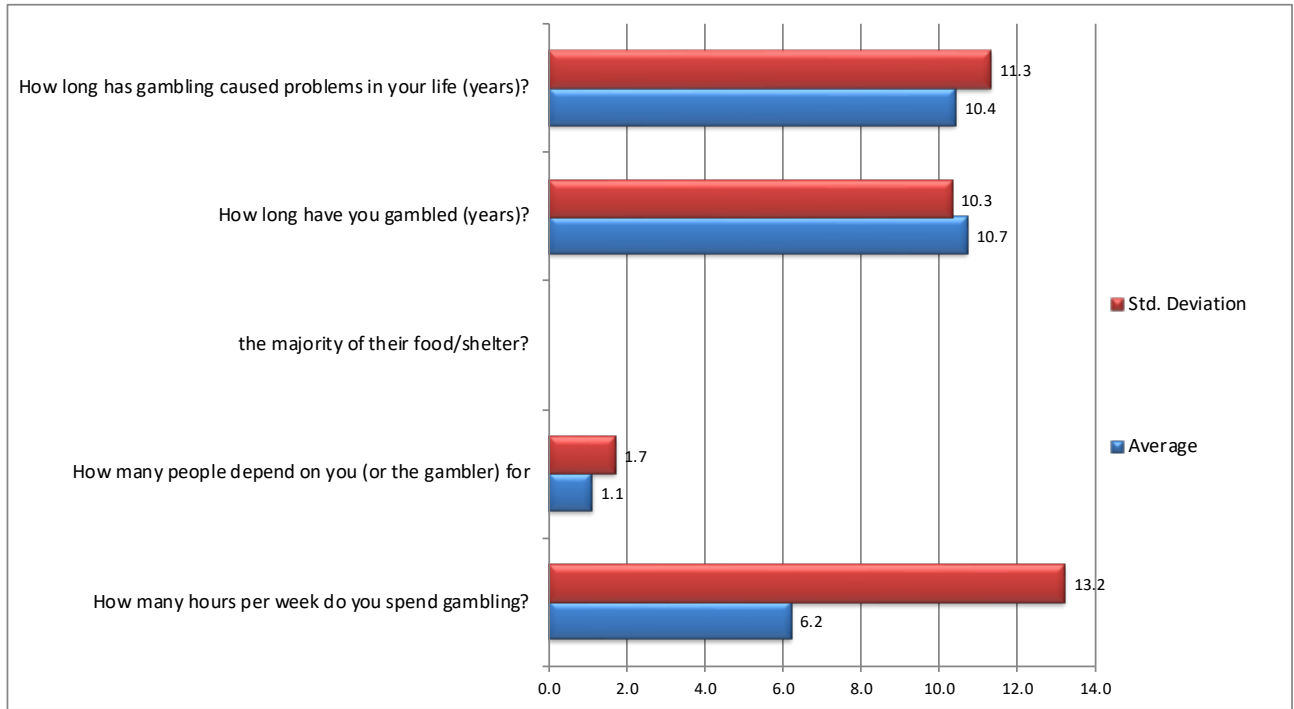
Misc Questions	Yes		No	
	Yes	Percentage	No	Percentage
Do you have mental health insurance?	4	29%	3	21%
Are you familiar with GA?	2	14%	5	36%
Are you a Veteran?	0	0%	7	50%
Have you ever filed bankruptcy?	0	0%	7	50%
Have you ever had credit problems?	2	14%	4	29%



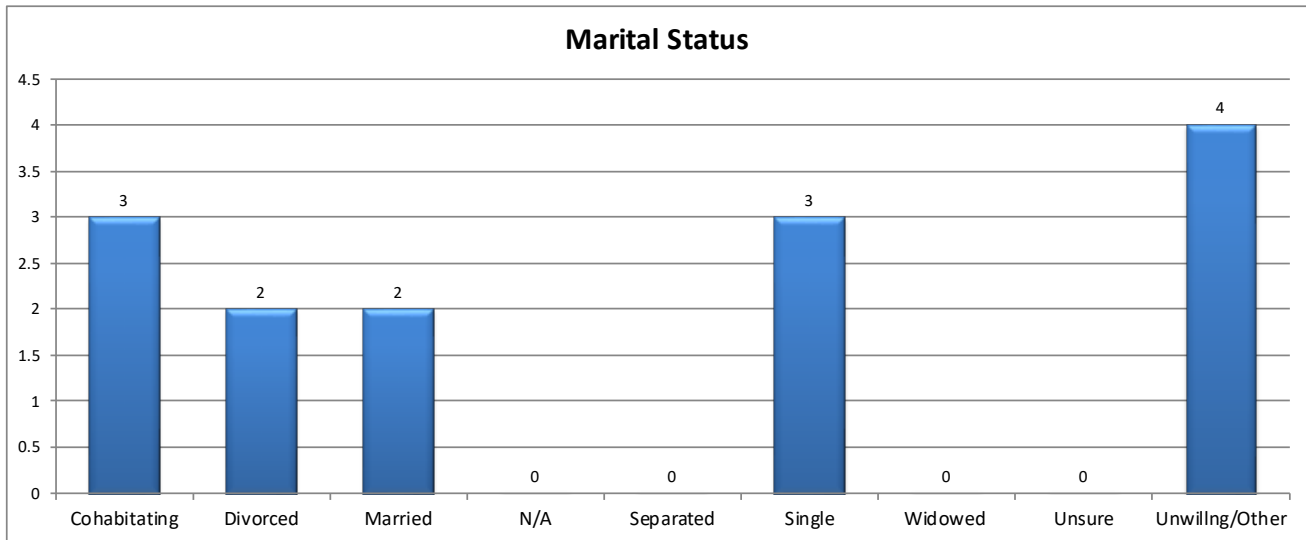
Gambling Activity	Average	Std. Deviation
How many hours per week do you spend gambling	6.2	13.2

**Problem Gamblers Helpline
Arkansas Report**

How many people depend on you (or the gambler) for the majority of their food/shelter?	1.1	1.7
How long have you gambled (years)?	10.7	10.3
How long has gambling caused problems in your life (years)?	10.4	11.3



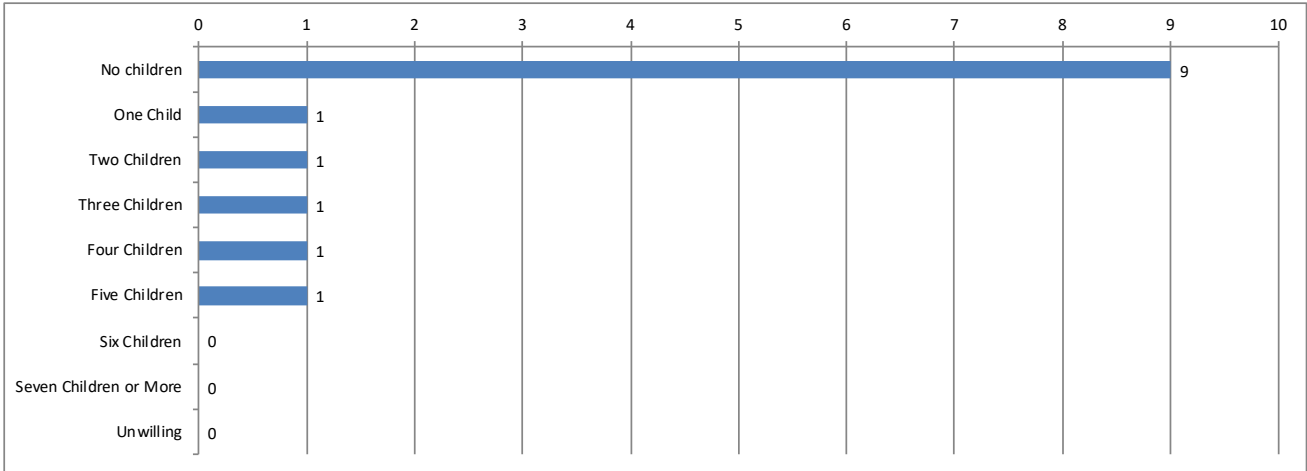
Marital Status	Calls	Percent
Cohabiting	3	21%
Divorced	2	14%
Married	2	14%
N/A	0	0%
Separated	0	0%
Single	3	21%
Widowed	0	0%
Unsure	0	0%
Unwilling/Other	4	29%
Total	14	100%



Number of Children	Calls	Percent
No children	9	64%

**Problem Gamblers Helpline
Arkansas Report**

One Child	1	7%
Two Children	1	7%
Three Children	1	7%
Four Children	1	7%
Five Children	1	7%
Six Children	0	0%
Seven Children or More	0	0%
Unwilling	0	0%
Total	14	100%



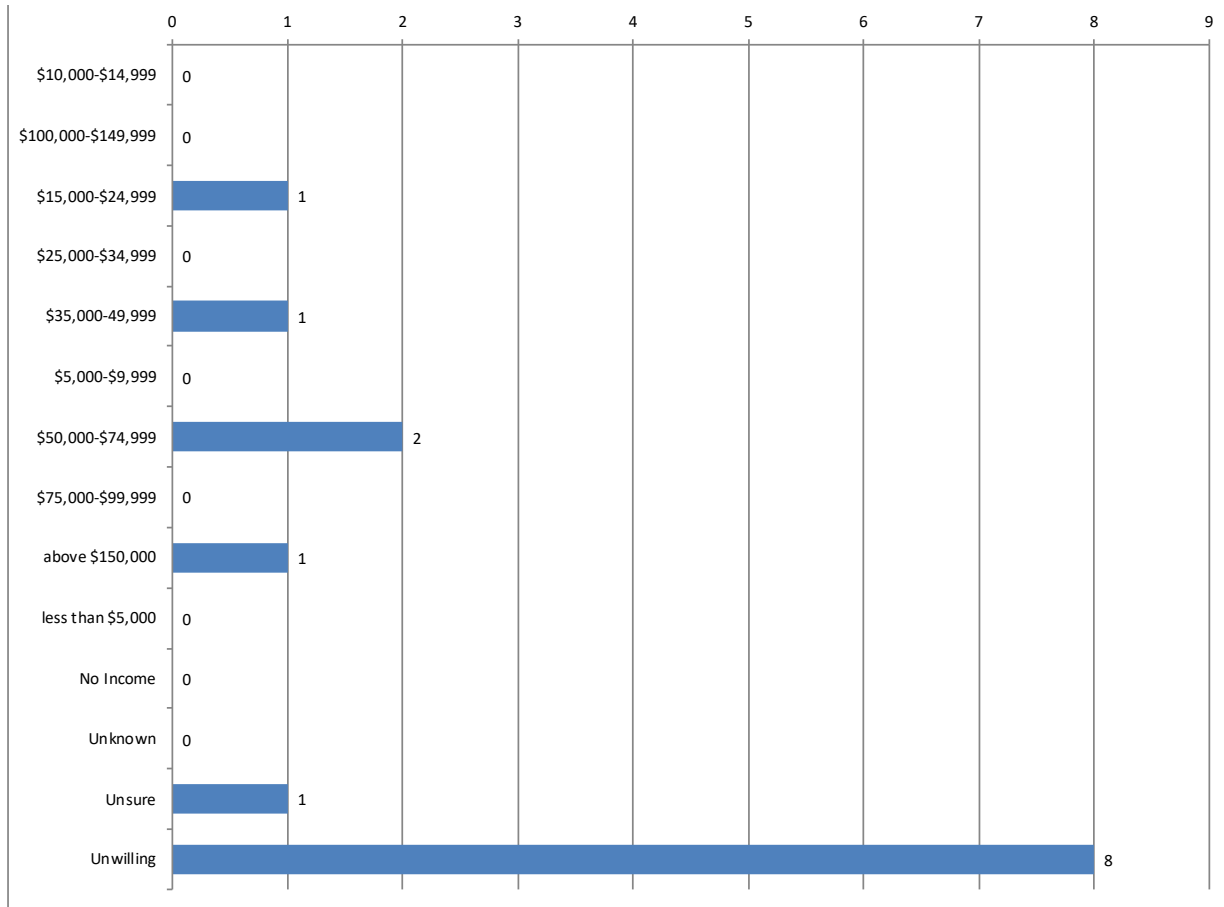
Gamblers Debt	Calls	Percent
No	3	21%
Unknown	0	0%
Unwilling	5	36%
Yes	6	43%
Total	14	100%



Calls by Gambler Salary	Calls	Percent
\$10,000-\$14,999	0	0%
\$100,000-\$149,999	0	0%
\$15,000-\$24,999	1	7%
\$25,000-\$34,999	0	0%
\$35,000-49,999	1	7%
\$5,000-\$9,999	0	0%
\$50,000-\$74,999	2	14%
\$75,000-\$99,999	0	0%
above \$150,000	1	7%
less than \$5,000	0	0%
No Income	0	0%
Unknown	0	0%
Unsure	1	7%
Unwilling	8	57%
Total	14	100%

Calls by Gambler Salary

**Problem Gamblers Helpline
Arkansas Report**



How Caller Heard of Problem Gamblers Helpline	Calls	Percent
Billboard	0	0%
Bingo Hall	0	0%
Brochure	0	0%
Casino	2	14%
Casino Card	1	7%
Court	0	0%
Crisis Line	0	0%
ESPN Mobile	0	0%
Family Member	0	0%
Friend	0	0%
Horserace/Racetrack	0	0%
Internet	2	14%
Lottery	0	0%
Newspaper	0	0%
Phone Operator (411)	0	0%
Phonebook	0	0%
Radio	0	0%
Repeat Caller	0	0%
Store	0	0%
Support Group	0	0%
Therapist	0	0%
Treatment Facility	0	0%
TV Commercial	0	0%
TV Program	0	0%
Unsure	0	0%
Work	1	7%
Unwilling/Other	8	57%
Total	14	100%

How Caller Heard of the Helpline

**Problem Gamblers Helpline
Arkansas Report**

