

**Problem Gamblers Helpline
Arkansas Report**

Problem Gamblers Helpline 11/1/2023-11/30/2023 Arkansas Report

Total Calls 593
Total LACG Intakes 19

Call Type	Call Type	Average Type
Hang-ups	119	20%
LACG INTAKE	19	3%
Other	128	22%
Seeking Casino Information	110	19%
Chat	8	1%
Text	2	0%
Seeking Lottery Information	57	10%
Wrong Numbers	150	25%
Total	593	100%

Suicide	Calls	Percent
No	19	100%
Past	0	0%
Present	0	0%
Total	19	100%

Caller's Subject	Calls	Percent
Brother	1	5%
Client	0	0%
Daughter	0	0%
Father	0	0%
Friend	0	0%
Husband/Male sig other	1	5%
Inmate	0	0%
Misc. Family Member	0	0%
Mother	0	0%
Self	16	84%
Sister	1	5%
Son	0	0%
Unwilling/Other	0	0%
Wife/Female sig other	0	0%
Work	0	0%
Total	19	100%

Gambler's Gender	Calls	Percent
Female	9	47%
Male	10	53%
Unwilling/Other	0	0%
Total	19	100%

Ethnicity of Gambler	Calls	Percent
African American	7	37%
Asian American	1	5%
Caucasian	10	53%
Hispanic	1	5%
Other	0	0%
Multiracial	0	0%
Native American	0	0%
Unwilling/Unknown	0	0%
Total	19	100%

**Problem Gamblers Helpline
Arkansas Report**

Precipitating Event	Calls	Percent
Financial Problems	11	58%
Marital Problems	3	16%
Family Problems	7	37%
Job Problems	1	5%
Mental Health Problems	3	16%
Physical Health Problems	0	0%
Legal Problems	1	5%
Other Problems	3	16%

* Percent greater than 100 because many individuals indicated more than one problem area.

The percent associated with each type of gambling indicates what percent of all the callers indicated that form of gambling was a problem for them.

Most Problematic Gambling	Calls	Percent
Casino-Baccarat	0	0%
Casino-Bingo	0	0%
Casino-Blackjack	1	5%
Casino-Cards	0	0%
Casino-Dice	1	5%
Casino-Horserace	0	0%
Casino-Keno	0	0%
Casino-Other	0	0%
Casino-Pari-mut	0	0%
Casino-Poker	1	5%
Casino-Roulette	0	0%
Casino-Sports	0	0%
Casino-Unspec.	1	5%
Casino-Unwilling	0	0%
Casino- V. Keno	0	0%
Casino- V. Poker	0	0%
Casino-Slots	9	47%
Internet-Baccarat	0	0%
Internet-Bingo	0	0%
Internet-Blackjack	0	0%
Internet-Dice	0	0%
Internet-Keno	0	0%
Internet-Lottery	0	0%
Internet-Poker	0	0%
Internet-Roulette	0	0%
Internet-Slots	1	5%
Internet-Sports	1	5%
Internet-Table Games	0	0%
Internet-Unspec.	2	11%
Internet- V. Poker	0	0%
Lottery-Lotto	0	0%
Lottery-Numbers	0	0%
Lottery-Online	0	0%
Lottery-Other	0	0%
Lottery- Pull Tab	0	0%
Lottery- Pun. Card	0	0%
Lottery-Scratch Offs	0	0%
Lottery-Sweeps	0	0%
NFT- Non Fungible Tokens	0	0%
Non-Casino-8-Liner	0	0%
Non-Casino-Bingo	0	0%
Non-Casino-Cards/Dice	1	5%
Non-Casino-Crypto	0	0%
Non-Casino-Dog Race	0	0%
Non-Casino-Horse Race	0	0%
Non-Casino-Internet	0	0%
Non-Casino-Poker Rm	0	0%
Non-Casino-Raffle/50-50 Drawings	0	0%
Non-Casino-Skill Machines	0	0%
Non-Casino-Slots	0	0%
Non-Casino-V. Poker	1	5%
Non-Casino-Video Gaming	0	0%
Sports-Baseball	0	0%

**Problem Gamblers Helpline
Arkansas Report**

Sports-Basketball	0	0%
Sports-Casino	0	0%
Sports-Cock Fight	0	0%
Sports-Fantasy	0	0%
Sports-Football	0	0%
Sports-Hockey	0	0%
Sports-Other	0	0%
Sports-Soccer	0	0%
Sports-Unspec.	0	0%
Stock Market- Bus Risk	0	0%
Stock Market-Day Trade	0	0%
Stock Market-Margin	0	0%
Stock Market-Options	0	0%
Stock Market-Other	0	0%
Stock Market-Stocks	0	0%
Stock Market-Unspec.	0	0%
Unspec./Unwilling/Other	0	0%
VGT-Video Gaming Terminals	0	0%
Total	19	100%

Gambler Employed	Calls	Percent
Employed	10	53%
Other	1	5%
Retired	2	11%
Unsure	0	0%
Unemployed	3	16%
Unwilling	3	16%
Total	19	100%

Age Group of Gamblers	Calls	Percent
13-17	0	0%
18-24	1	5%
25-34	4	21%
35-44	8	42%
45-54	1	5%
55-64	3	16%
65+	1	5%
Unsure	0	0%
Unwilling	1	5%
Total	19	100%

Other Problems Identified	Yes		No	
	Yes	Percentage	No	Percentage
Alcoholism	0	0.0%	16	84.2%
Drug Abuse	1	5.3%	15	78.9%
Depression	4	21.1%	12	63.2%
Eating Disorder	0	0.0%	16	84.2%
Overspending	4	21.1%	12	63.2%
Smoking	4	21.1%	12	63.2%
Sexual Addiction	1	5.3%	15	78.9%

Problems Identified in Family	Yes		No	
	Yes	Percentage	No	Percentage
Abuse	2	10.5%	11	57.9%
Alcoholism	3	15.8%	10	52.6%
Drug Abuse	2	10.5%	11	57.9%
Eating Disorder	1	5.3%	12	63.2%
Gambling	2	10.5%	11	57.9%

**Problem Gamblers Helpline
Arkansas Report**

Misc Questions	Yes		No	
	Yes	Percentage	No	Percentage
Do you have mental health insurance?	6	32%	9	47%
Are you familiar with GA?	8	42%	9	47%
Are you a Veteran?	1	5%	14	74%
Have you ever filed bankruptcy?	1	5%	13	68%
Have you ever had credit problems?	7	37%	9	47%

Gambling Activity	Average	Std. Deviation
How many hours per week do you spend gambling?	24.3	33.4
How many people depend on you (or the gambler) for the majority of their food/shelter?	0.7	1.5
How long have you gambled (years)?	8.9	6.7
How long has gambling caused problems in your life (years)?	5.3	7.5

Marital Status	Calls	Percent
Cohabiting	0	0%
Divorced	0	0%
Married	8	42%
N/A	0	0%
Separated	0	0%
Single	8	42%
Widowed	0	0%
Unsure	0	0%
Unwilling/Other	3	16%
Total	19	100%

Number of Children	Calls	Percent
No children	14	74%
One Child	1	5%
Two Children	2	11%
Three Children	0	0%
Four Children	1	5%
Five Children	1	5%
Six Children	0	0%
Seven Children or More	0	0%
Unwilling	0	0%
Total	19	100%

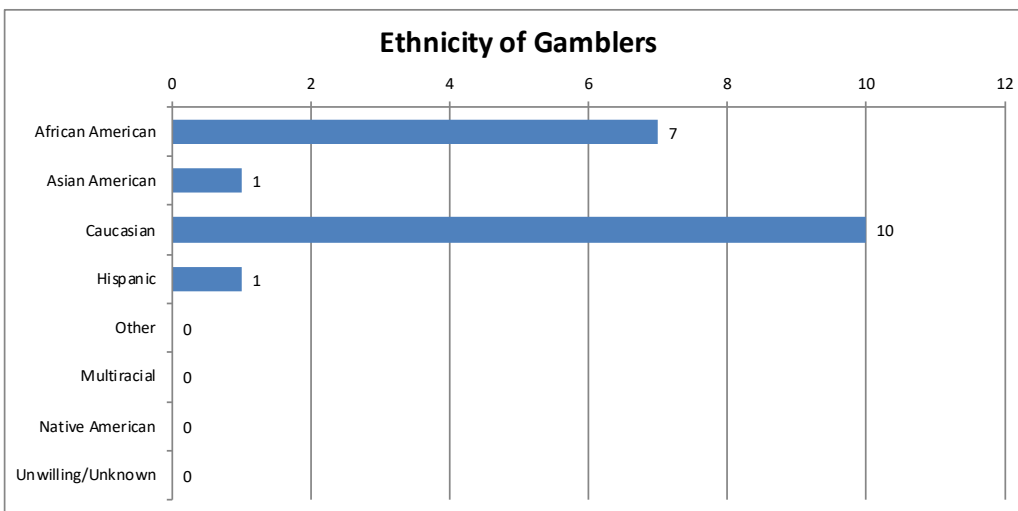
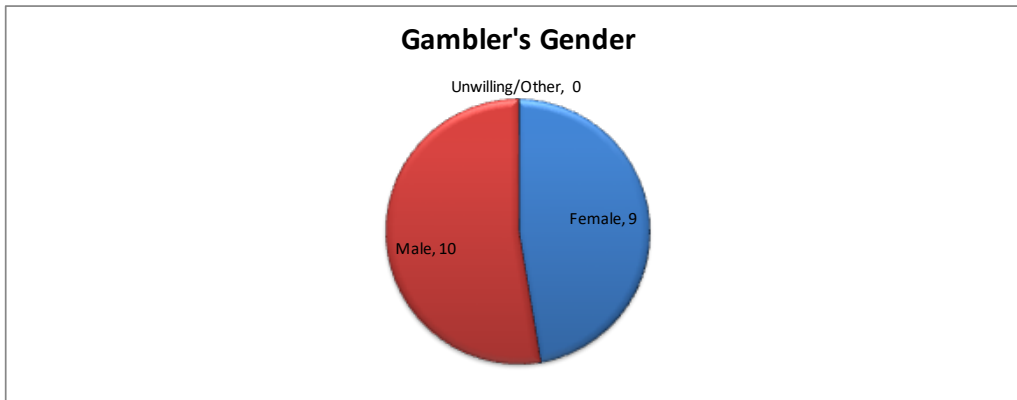
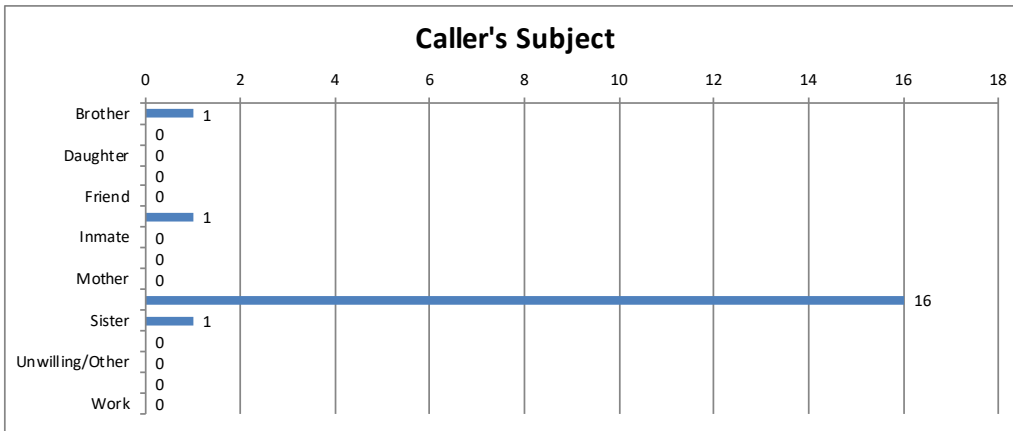

Gamblers Debt	Calls	Percent
No	6	32%
Unknown	1	5%
Unwilling	3	16%
Yes	9	47%
Total	19	100%

**Problem Gamblers Helpline
Arkansas Report**

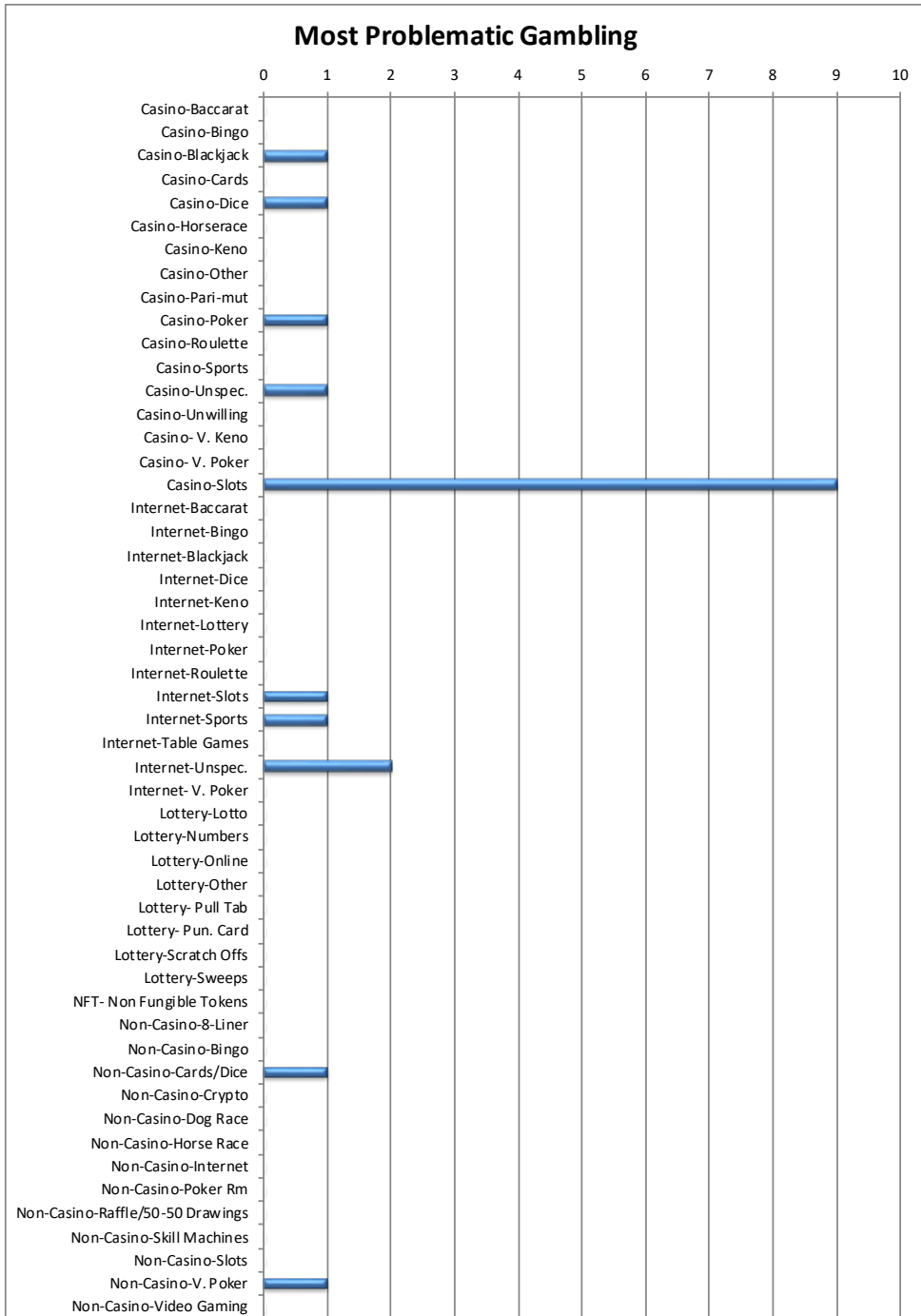
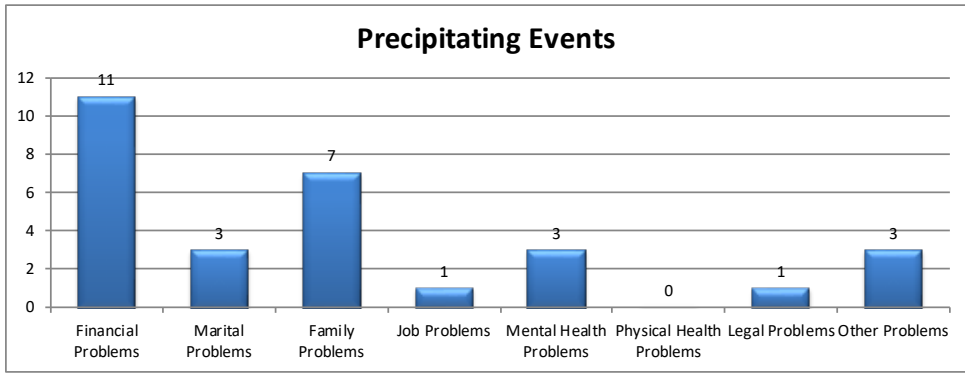
Calls by Gambler Salary	Calls	Percent
\$10,000-\$14,999	0	0%
\$100,000-\$149,999	0	0%
\$15,000-\$24,999	0	0%
\$25,000-\$34,999	0	0%
\$35,000-49,999	1	5%
\$5,000-\$9,999	0	0%
\$50,000-\$74,999	2	11%
\$75,000-\$99,999	3	16%
above \$150,000	2	11%
less than \$5,000	0	0%
No Income	1	5%
Unknown	0	0%
Unsure	4	21%
Unwilling	6	32%
Total	19	100%

How Caller Heard of Problem Gamblers Helpline	Calls	Percent
Billboard	0	0%
Bingo Hall	0	0%
Brochure	0	0%
Casino	2	11%
Casino Card	0	0%
Court	0	0%
Crisis Line	0	0%
Family Member	0	0%
Friend	0	0%
Horserace/Racetrack	0	0%
Internet	9	47%
Lottery	1	5%
Newspaper	0	0%
Phone Operator (411)	0	0%
Phonebook	0	0%
Radio	0	0%
Repeat Caller	0	0%
Store	0	0%
Support Group	0	0%
Therapist	0	0%
Treatment Facility	0	0%
TV Commercial	0	0%
TV Program	0	0%
Unsure	0	0%
Work	0	0%
Unwilling/Other	7	37%
Total	19	100%

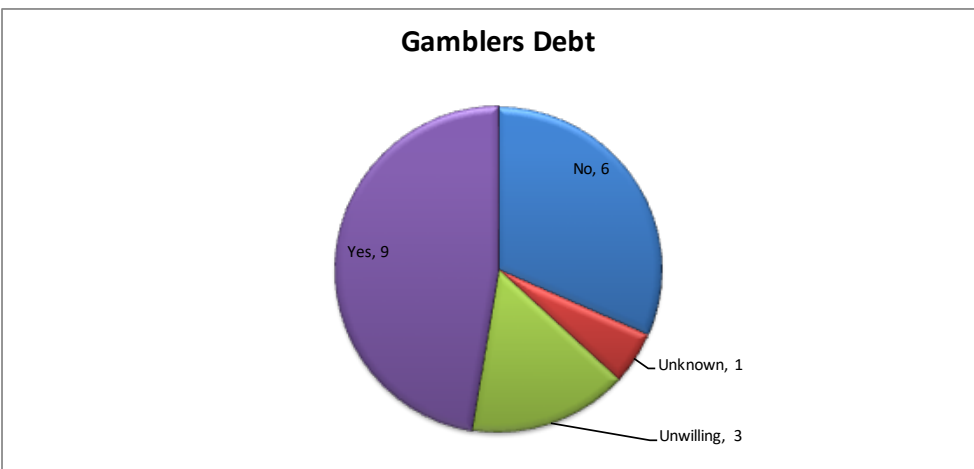
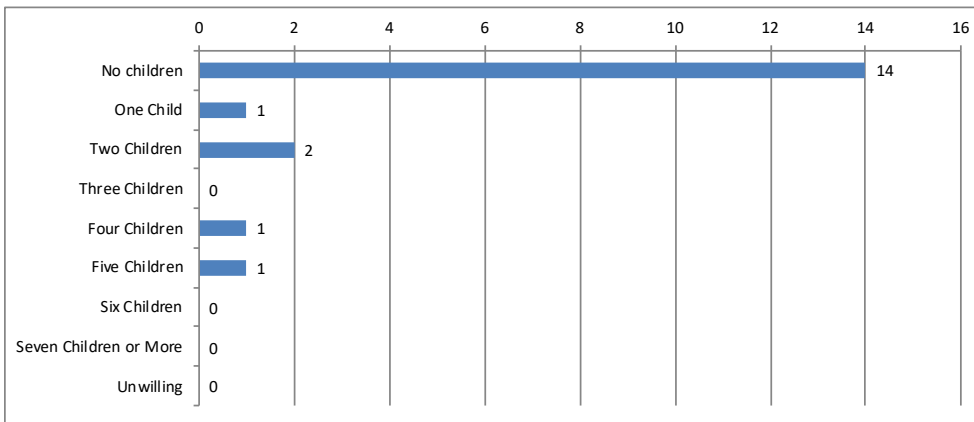
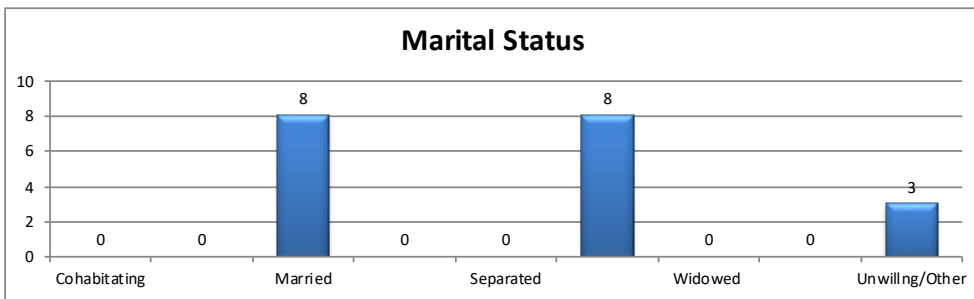
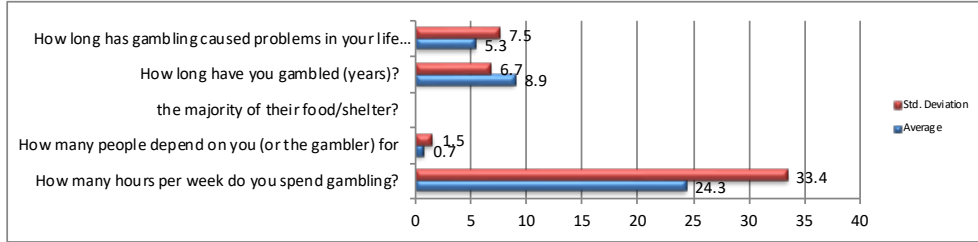
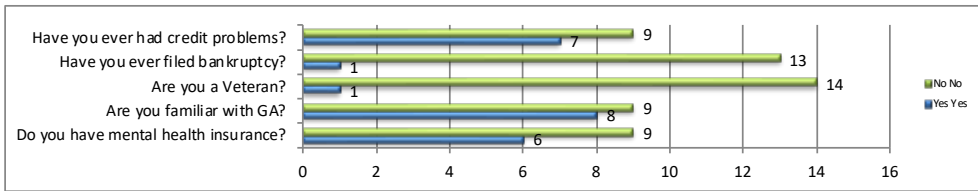
**Problem Gamblers Helpline
Arkansas Report**



**Problem Gamblers Helpline
Arkansas Report**



Problem Gamblers Helpline Arkansas Report



**Problem Gamblers Helpline
Arkansas Report**

