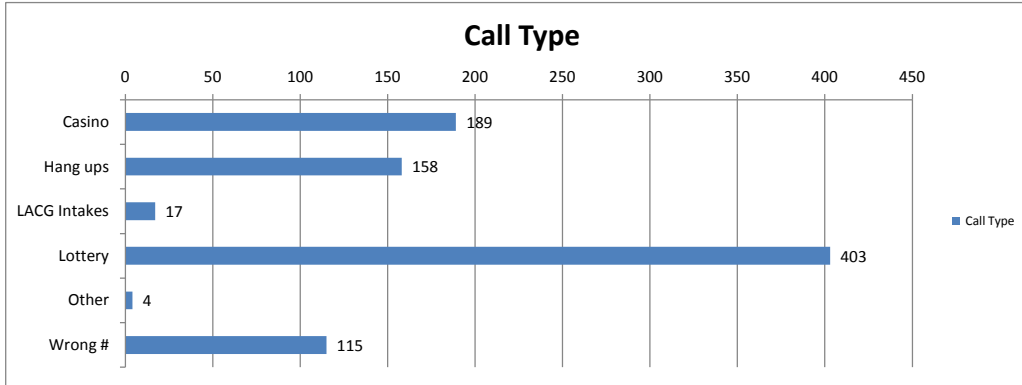


**Problem Gamblers Helpline
Arkansas Report**

Problem Gamblers Helpline 11/1/2012-11/30/2012 Arkansas Report


Total Calls 886
Total LACG Intakes 17

Call Type	Call Type	Average Type
Casino	189	21.3%
Hang ups	158	17.8%
LACG Intakes	17	1.9%
Lottery	403	45.5%
Other	4	0.5%
Wrong #	115	13.0%



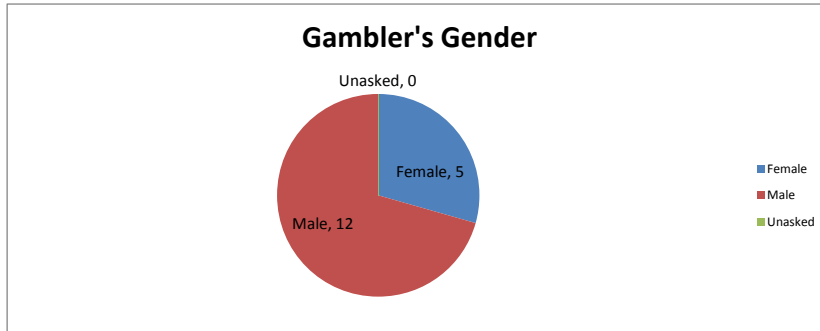
Suicide	Suicide	Average Suicidal
No	17	100%
Past	0	0%
Present	0	0%

Caller's Subject	Caller's Subject	Average Relationship
Clients	0	0%
Family Members	1	6%
Father	0	0%
Friend	0	0%
Husband/Male sig other	0	0%
Mother	0	0%
Self	16	94%
Unknown	0	0%
Wife/Female sig other	0	0%

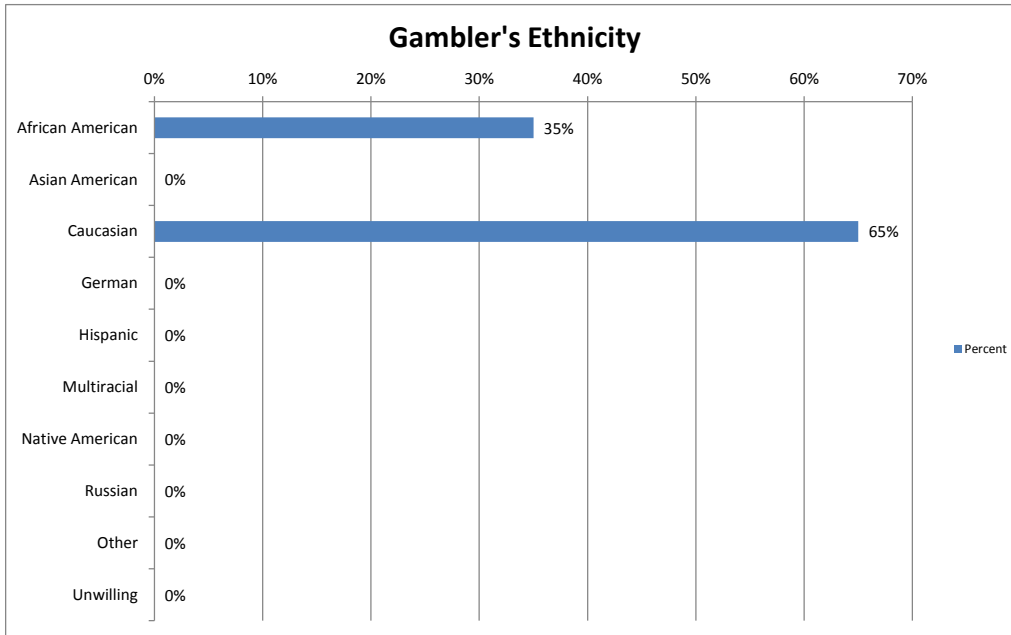


**Problem Gamblers Helpline
Arkansas Report**

	Gambler's Gender	Gambler's Gender	Average Gender
Female		5	29%
Male		12	71%
Unasked		0	0%

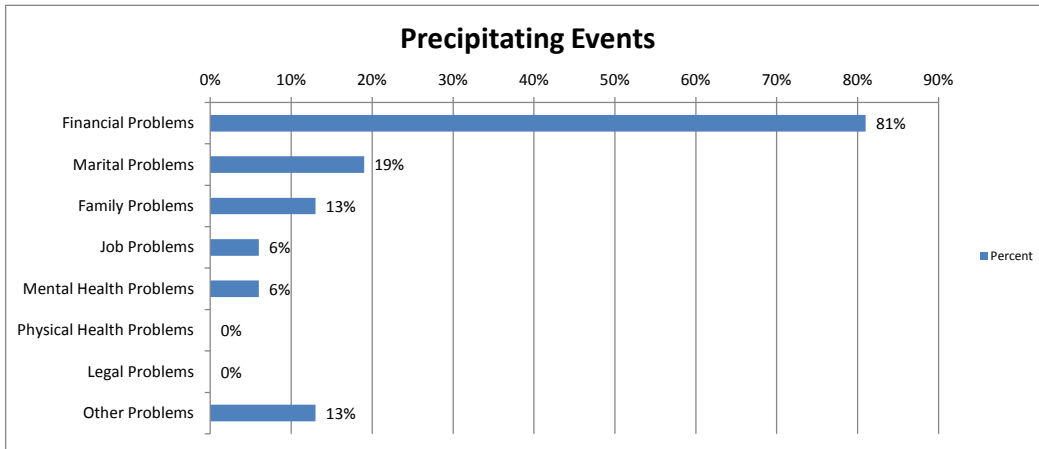


Ethnicity of Gambler	Percent	Calls
African American	35%	6
Asian American	0%	0
Caucasian	65%	11
German	0%	0
Hispanic	0%	0
Multiracial	0%	0
Native American	0%	0
Russian	0%	0
Other	0%	0
Unwilling	0%	0



**Problem Gamblers Helpline
Arkansas Report**


Precipitating Event	Percent	Calls
Financial Problems	81%	13
Marital Problems	19%	3
Family Problems	13%	2
Job Problems	6%	1
Mental Health Problems	6%	1
Physical Health Problems	0%	0
Legal Problems	0%	0
Other Problems	13%	2



* Percent greater than 100 because many individuals indicated more than one problem area.

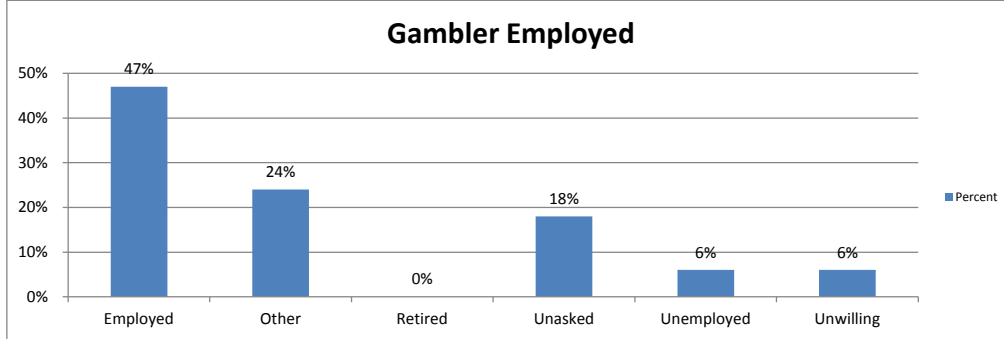
The percent associated with each type of gambling indicates what percent of all the callers indicated that form of gambling was a problem for them.

Most Problematic Gambling	Gambler Prob	Calls
Baccarat	0%	0
Bingo	6%	1
Blackjack	0%	0
Cards	6%	1
Cards/Dice non casino	0%	0
Dice	0%	0
Horseshoe	0%	0
Internet	0%	0
Lotto	18%	3
Poker	0%	0
Scratchoffs	12%	2
Slots	24%	4
Unspec. Sports	0%	0
Unspec. Casino	6%	1
Unwilling	29%	5
V. Poker	0%	0
Video Poker-Non-Casino	0%	0

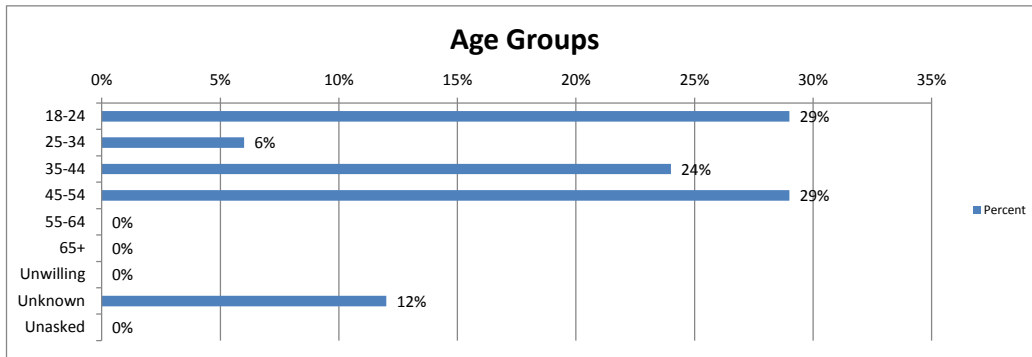


**Problem Gamblers Helpline
Arkansas Report**

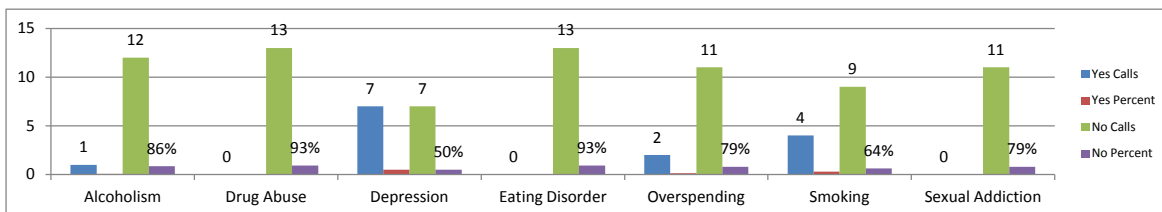
Gambler Employed	Percent	Calls by Gambler
Employed	47%	8
Other	24%	4
Retired	0%	0
Unasked	18%	3
Unemployed	6%	1
Unwilling	6%	1



Age Group of Gamblers	Percent	Calls
18-24	29%	5
25-34	6%	1
35-44	24%	4
45-54	29%	5
55-64	0%	0
65+	0%	0
Unwilling	0%	0
Unknown	12%	2
Unasked	0%	0



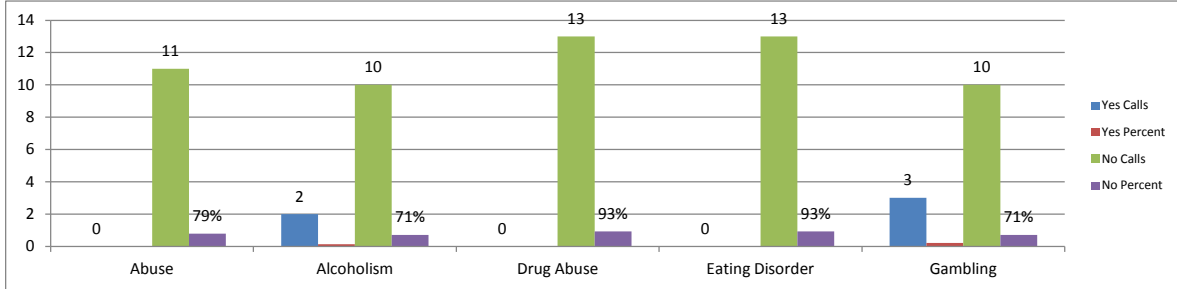
Other Problems Identified	Calls	Yes		No	
		Percent	Calls	Percent	Calls
Alcoholism	1	7%	12	86%	12
Drug Abuse	0	0%	13	93%	13
Depression	7	50%	7	50%	7
Eating Disorder	0	0%	13	93%	13
Overspending	2	14%	11	79%	11
Smoking	4	29%	9	64%	9
Sexual Addiction	0	0%	11	79%	11



**Problem Gamblers Helpline
Arkansas Report**

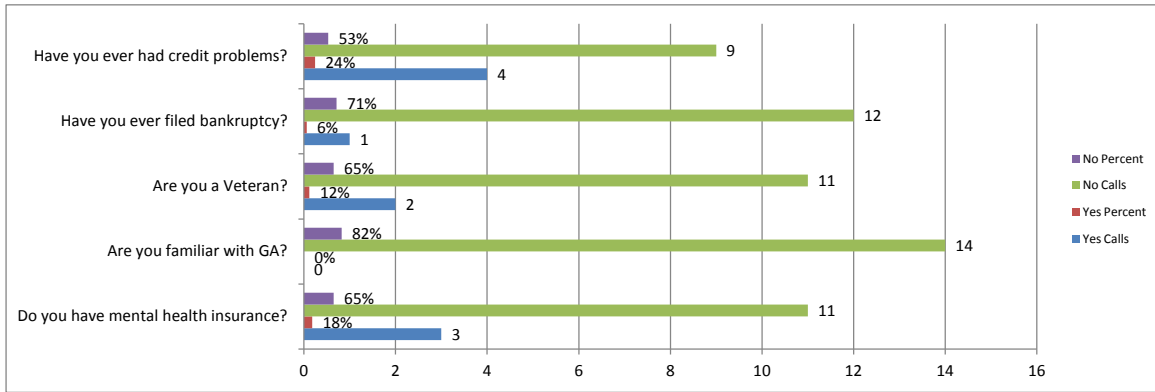
Problems Identified in Family

	Yes		No	
	Calls	Percent	Calls	Percent
Abuse	0	0%	11	79%
Alcoholism	2	14%	10	71%
Drug Abuse	0	0%	13	93%
Eating Disorder	0	0%	13	93%
Gambling	3	21%	10	71%



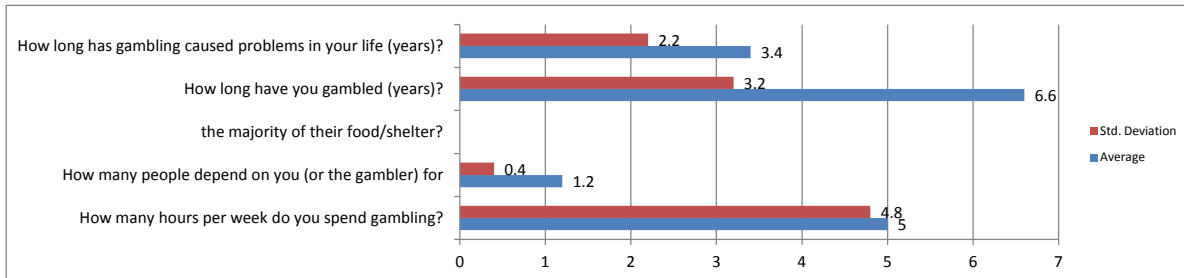
Misc Questions

	Yes		No	
	Calls	Percent	Calls	Percent
Do you have mental health insurance?	3	18%	11	65%
Are you familiar with GA?	0	0%	14	82%
Are you a Veteran?	2	12%	11	65%
Have you ever filed bankruptcy?	1	6%	12	71%
Have you ever had credit problems?	4	24%	9	53%



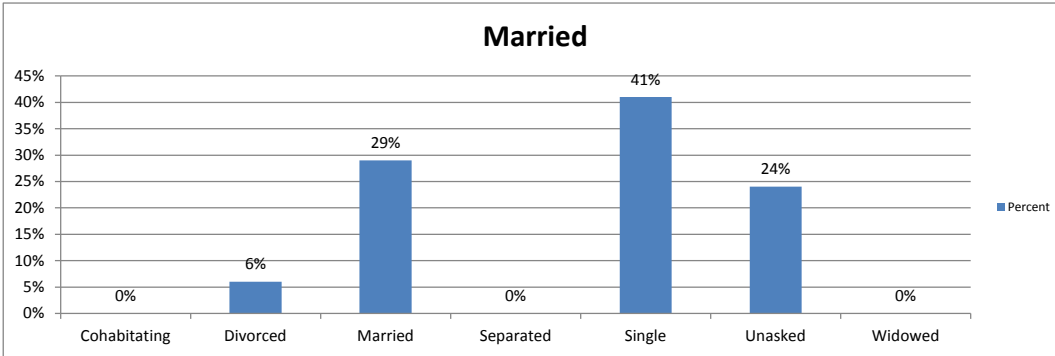
Gambling Activity Questions

	Average	Std. Deviation
How many hours per week do you spend gambling?	5	4.8
How many people depend on you (or the gambler) for the majority of their food/shelter?	1.2	0.4
How long have you gambled (years)?	6.6	3.2
How long has gambling caused problems in your life (years)?	3.4	2.2

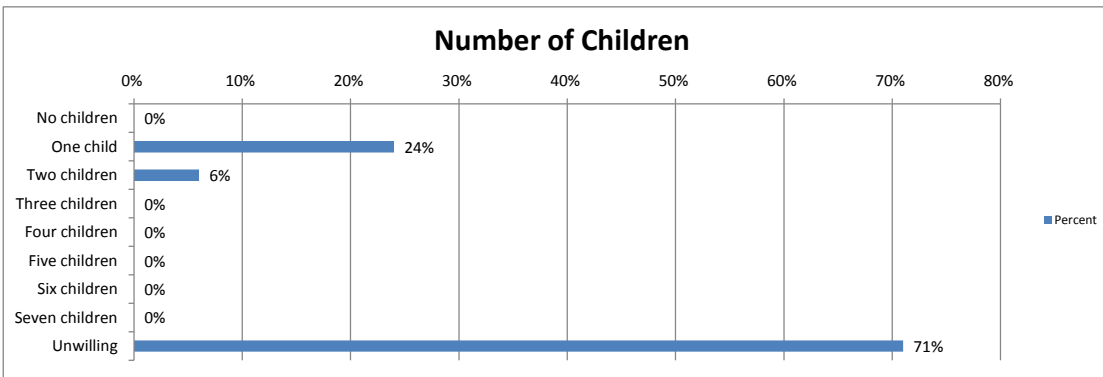


**Problem Gamblers Helpline
Arkansas Report**

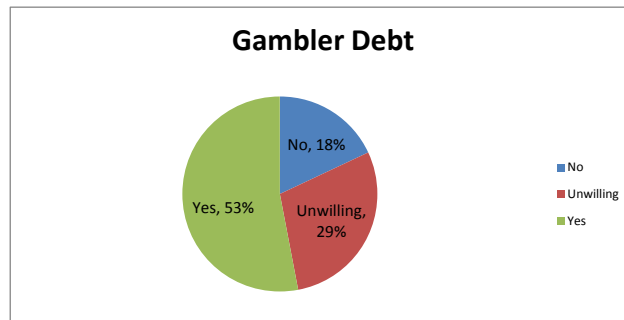
Marital Status	Percent	Calls
Cohabiting	0%	0
Divorced	6%	1
Married	29%	5
Separated	0%	0
Single	41%	7
Unasked	24%	4
Widowed	0%	0



Number of Children	Percent	Calls
No children	0%	0
One child	24%	4
Two children	6%	1
Three children	0%	0
Four children	0%	0
Five children	0%	0
Six children	0%	0
Seven children	0%	0
Unwilling	71%	12

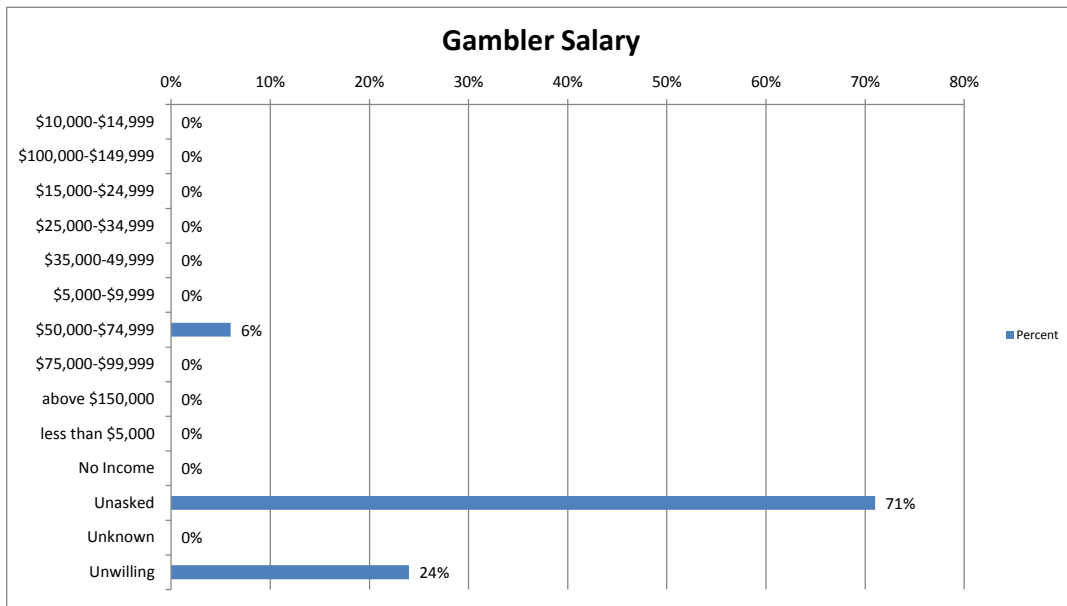


Gambler Debt	Percent	Calls
No	18%	3
Unwilling	29%	5
Yes	53%	9



**Problem Gamblers Helpline
Arkansas Report**

Calls by Gambler Salary	Percent	Calls
\$10,000-\$14,999	0%	0
\$100,000-\$149,999	0%	0
\$15,000-\$24,999	0%	0
\$25,000-\$34,999	0%	0
\$35,000-49,999	0%	0
\$5,000-\$9,999	0%	0
\$50,000-\$74,999	6%	1
\$75,000-\$99,999	0%	0
above \$150,000	0%	0
less than \$5,000	0%	0
No Income	0%	0
Unasked	71%	12
Unknown	0%	0
Unwilling	24%	4



How Caller Heard of Problem Gamblers Helpline	Percent	Calls
ATM	0%	0
Billboard	0%	0
Bingo Hall	0%	0
Brochure	0%	0
Casino	18%	3
Casino Card	18%	3
Credit Union	0%	0
Crisis Line	0%	0
EAP	0%	0
Family Member	0%	0
Friend	0%	0
Internet	12%	2
Lottery	29%	5
Payphone	0%	0
Phonebook	0%	0
Radio	0%	0
Treatment Facility	0%	0
TV Commercial	0%	0
Unsure	24%	4

**Problem Gamblers Helpline
Arkansas Report**

