

**Problem Gamblers Helpline
Arkansas Report**

Problem Gamblers Helpline 5/1/2021-5/31/2021 Arkansas Report

Total Calls 378
Total LACG Intakes 15

Call Type	Call Type	Average Type
Hang-ups	43	11.4%
LACG INTAKE	15	4.0%
Other	3	0.8%
Seeking Casino Information	219	57.9%
Seeking Lottery Information	69	18.3%
Wrong Numbers	29	7.7%
Total	378	100.0%

Suicide	Calls	Percent
No	15	100%
Past	0	0%
Present	0	0%
Total	15	100%

Caller's Subject	Calls	Percent
Brother	0	0%
Client	0	0%
Daughter	0	0%
Father	0	0%
Friend	1	7%
Husband/Male sig other	2	13%
Inmate	0	0%
Misc. Family Member	0	0%
Mother	1	7%
Self	11	73%
Sister	0	0%
Son	0	0%
Unwilling	0	0%
Wife/Female sig other	0	0%
Work	0	0%
Total	15	100%

Gambler's Gender	Calls	Percent
Female	7	47%
Male	8	53%
Unwilling	0	0%
Total	15	100%

Ethnicity of Gambler	Calls	Percent
African American	5	33%
Asian American	0	0%
Caucasian	7	47%
Hispanic	0	0%
Other	0	0%
Multiracial	0	0%
Native American	0	0%
Unwilling/Unknown	3	20%
Total	15	100%

Precipitating Event	Calls	Percent
---------------------	-------	---------

**Problem Gamblers Helpline
Arkansas Report**

Financial Problems	13	87%
Marital Problems	5	33%
Family Problems	1	7%
Job Problems	1	7%
Mental Health Problems	2	13%
Physical Health Problems	0	0%
Legal Problems	0	0%
Other Problems	2	13%

* Percent greater than 100 because many individuals indicated more than one problem area.

The percent associated with each type of gambling indicates what percent of all the callers indicated that form of gambling was a problem for them.

Most Problematic Gambling	Calls	Percent
Baccarat	0	0%
Bingo	0	0%
Blackjack	0	0%
Cards	0	0%
Cards Dice/Non Casino	0	0%
Dice	0	0%
Horsrace/Racetrack	0	0%
Internet	0	0%
Keno	0	0%
Lottery	2	13%
N/A	0	0%
Poker	0	0%
Roulette	0	0%
Scratch-offs	3	20%
Slots	8	53%
Stocks	0	0%
Unspec.- Casino	2	13%
Unspec.- Lottery	0	0%
Unspec. -Other	0	0%
Unspec. -Sports	0	0%
Unsure	0	0%
Unwilling	0	0%
Video Poker	0	0%
Video Poker- Non Casino	0	0%
Total	15	100%

Gambler Employed	Calls	Percent
Employed	5	33%
Other	1	7%
Retired	3	20%
Unsure	0	0%
Unemployed	3	20%
Unwilling	3	20%
Total	15	100%

Age Group of Gamblers	Calls	Percent
13-17	0	0%
18-24	1	7%
25-34	1	7%
35-44	1	7%
45-54	2	13%
55-64	5	33%
65+	2	13%
Unsure	0	0%
Unwilling	3	20%
Total	15	100%

Other Problems Identified	Yes	No
---------------------------	-----	----

**Problem Gamblers Helpline
Arkansas Report**

	Yes	Percentage	No	Percentage
Alcoholism	1	7%	11	73%
Drug Abuse	0	0%	12	80%
Depression	7	47%	5	33%
Eating Disorder	1	7%	11	73%
Overspending	0	0%	12	80%
Smoking	2	13%	10	67%
Sexual Addiction	0	0%	12	80%

Problems Identified in Family	Yes		No	
	Yes	Percentage	No	Percentage
Abuse	1	7%	10	67%
Alcoholism	3	20%	8	53%
Drug Abuse	1	7%	10	67%
Eating Disorder	1	7%	10	67%
Gambling	1	7%	10	67%

Misc Questions	Yes		No	
	Yes	Percentage	No	Percentage
Do you have mental health insurance?	4	27%	8	53%
Are you familiar with GA?	4	27%	8	53%
Are you a Veteran?	1	7%	11	73%
Have you ever filed bankruptcy?	2	13%	10	67%
Have you ever had credit problems?	2	13%	10	67%

Gambling Activity	Average	Std. Deviation
How many hours per week do you spend gambling?	6.4	9.1
How many people depend on you (or the gambler) for the majority of their food/shelter?	0	0
How long have you gambled (years)?	8.3	8.9
How long has gambling caused problems in your life (years)?	3.2	2.7

Marital Status	Calls	Percent
Cohabiting	1	7%
Divorced	0	0%
Married	7	47%
N/A	0	0%
Separated	0	0%
Single	4	27%
Widowed	1	7%
Unsure	0	0%
Unwilling	2	13%
Total	15	100%

Number of Children	Calls	Percent
No children	11	73%
One Child	0	0%
Two Children	0	0%
Three Children	0	0%
Four Children	0	0%
Five Children	0	0%
Six Children	0	0%
Seven Children	0	0%
Unwilling	4	27%
Total	15	100%
Gamblers Debt	Calls	Percent

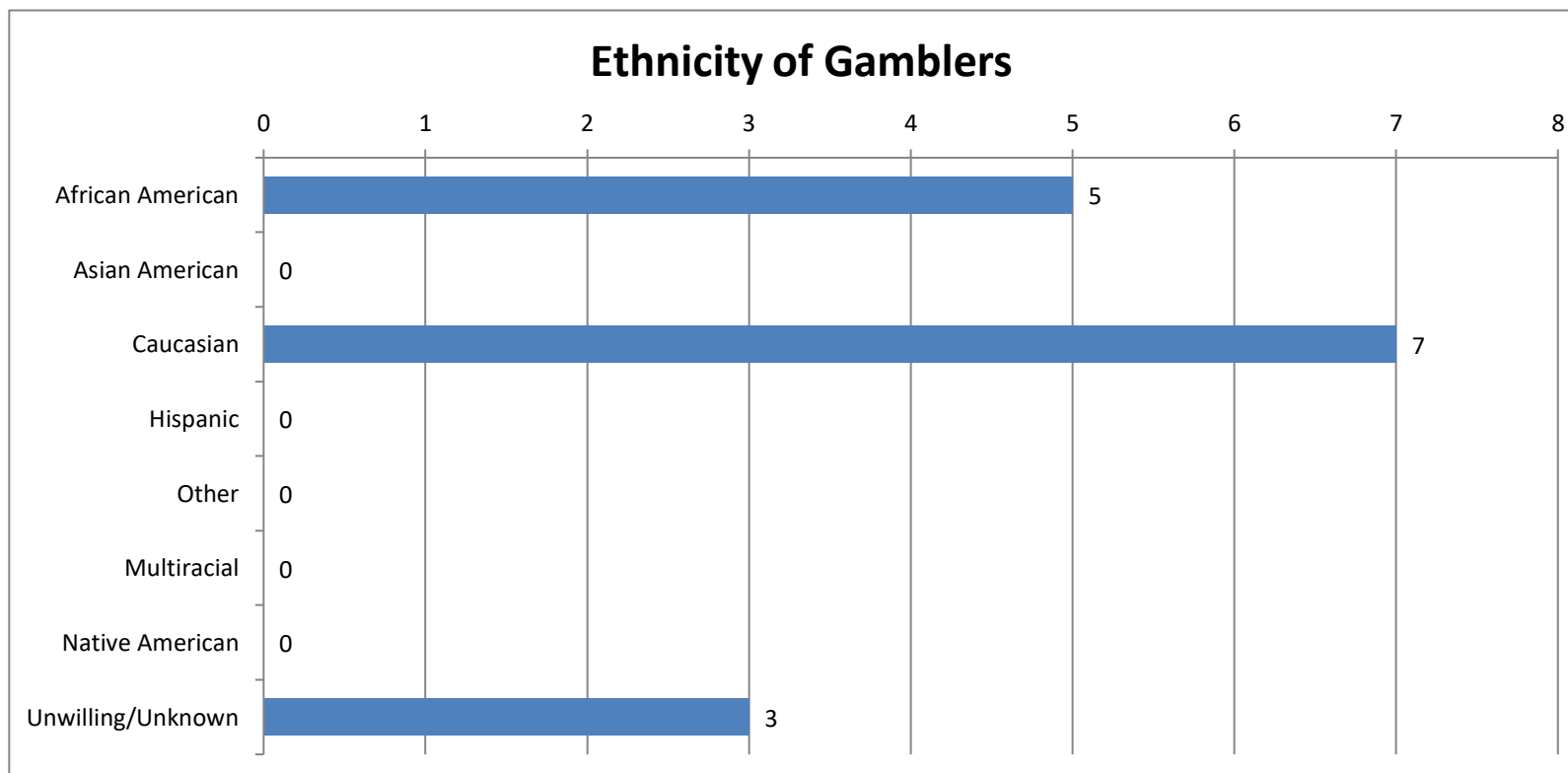
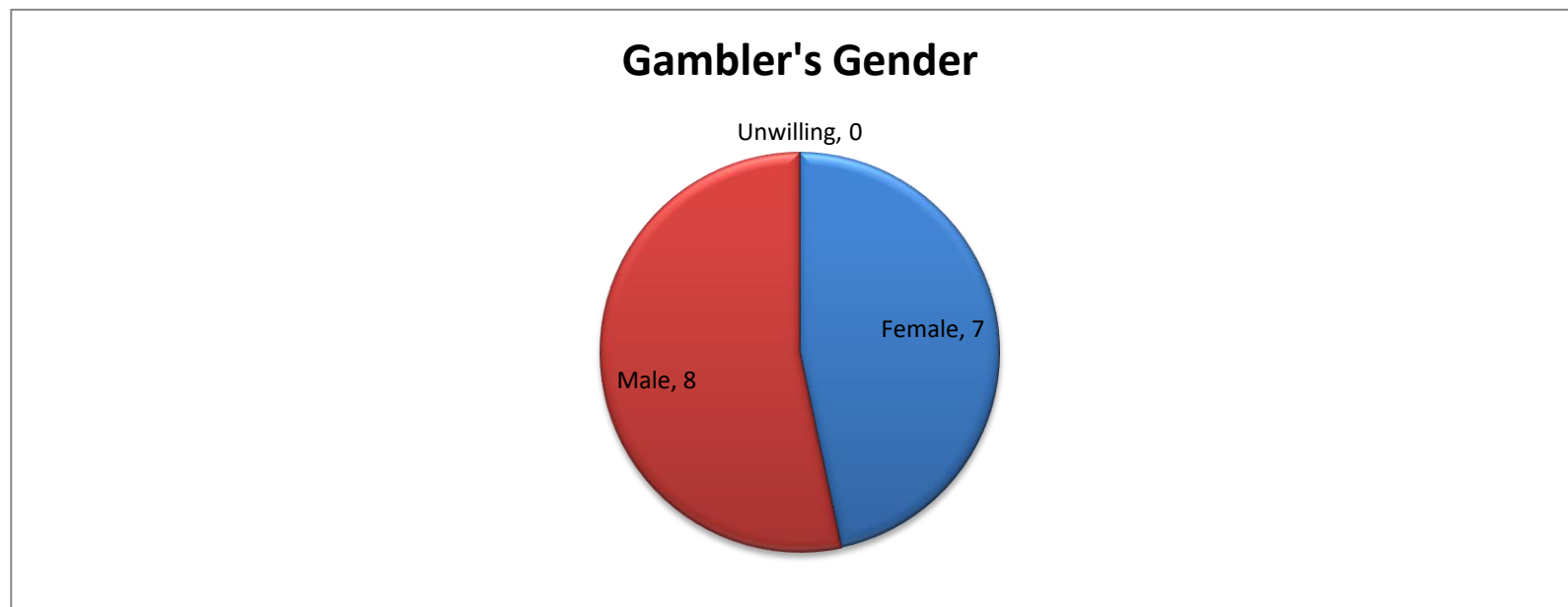
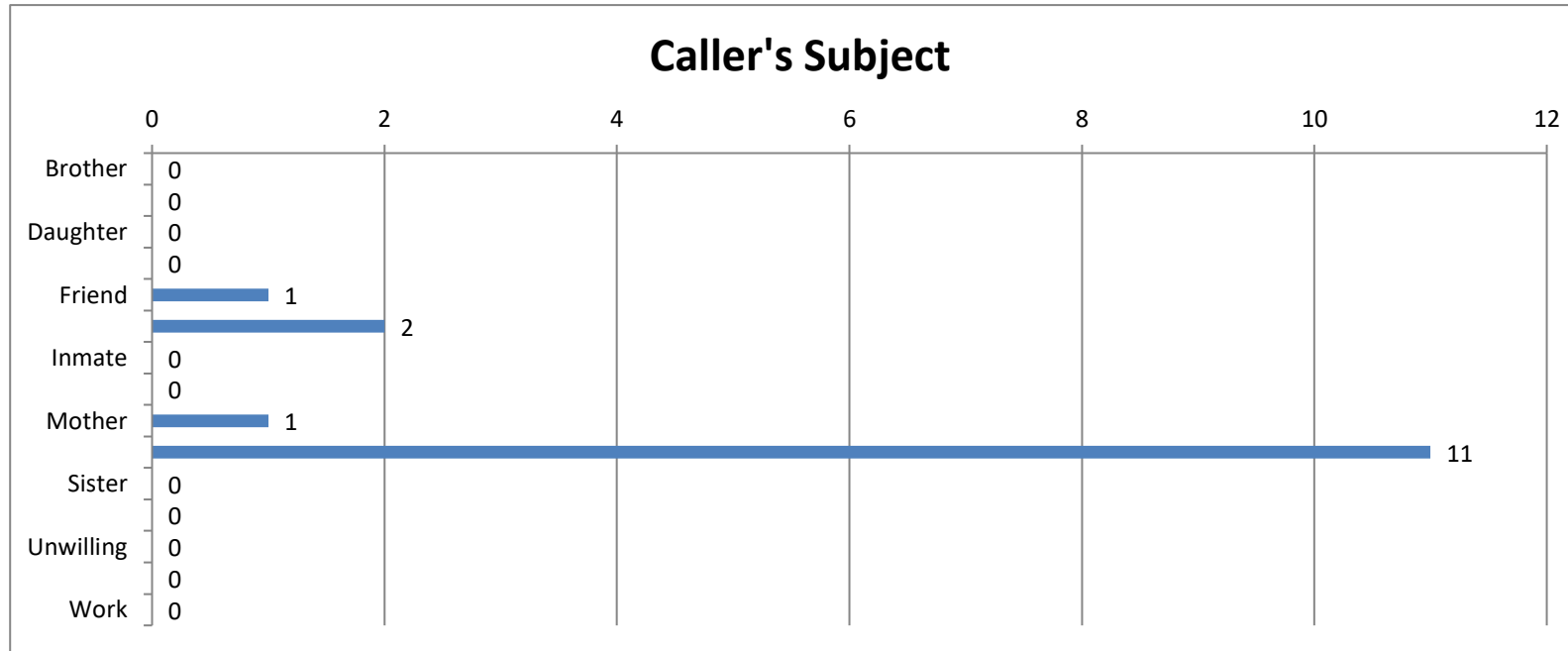
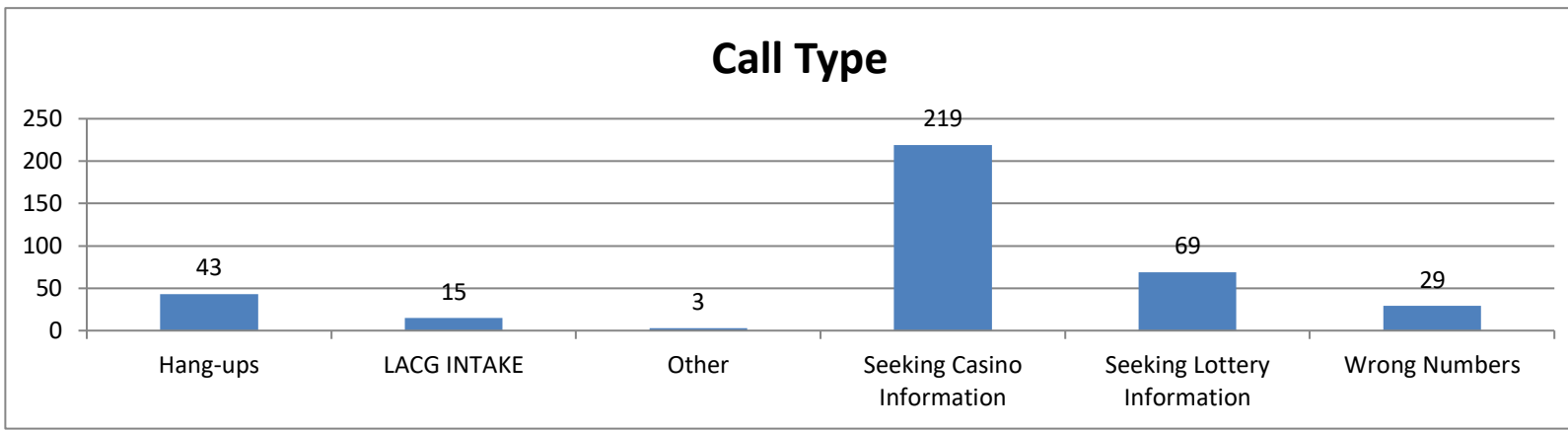
**Problem Gamblers Helpline
Arkansas Report**

No	6	40%
Unknown	0	0%
Unwilling	3	20%
Yes	6	40%
Total	15	100%

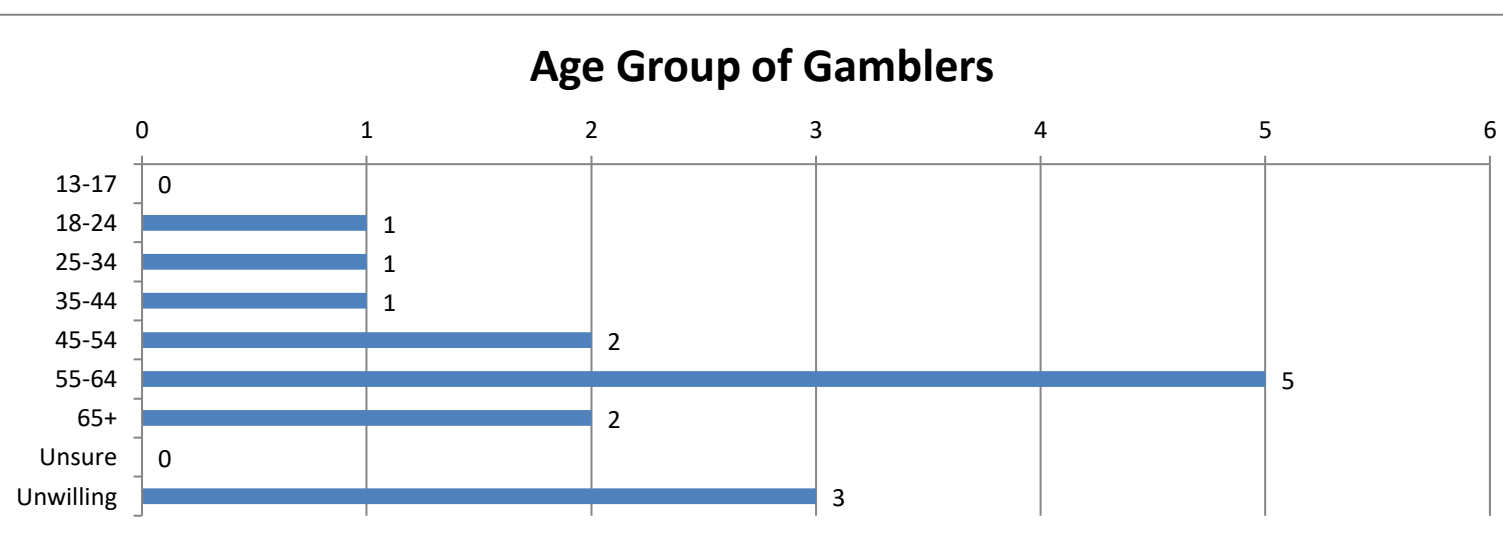
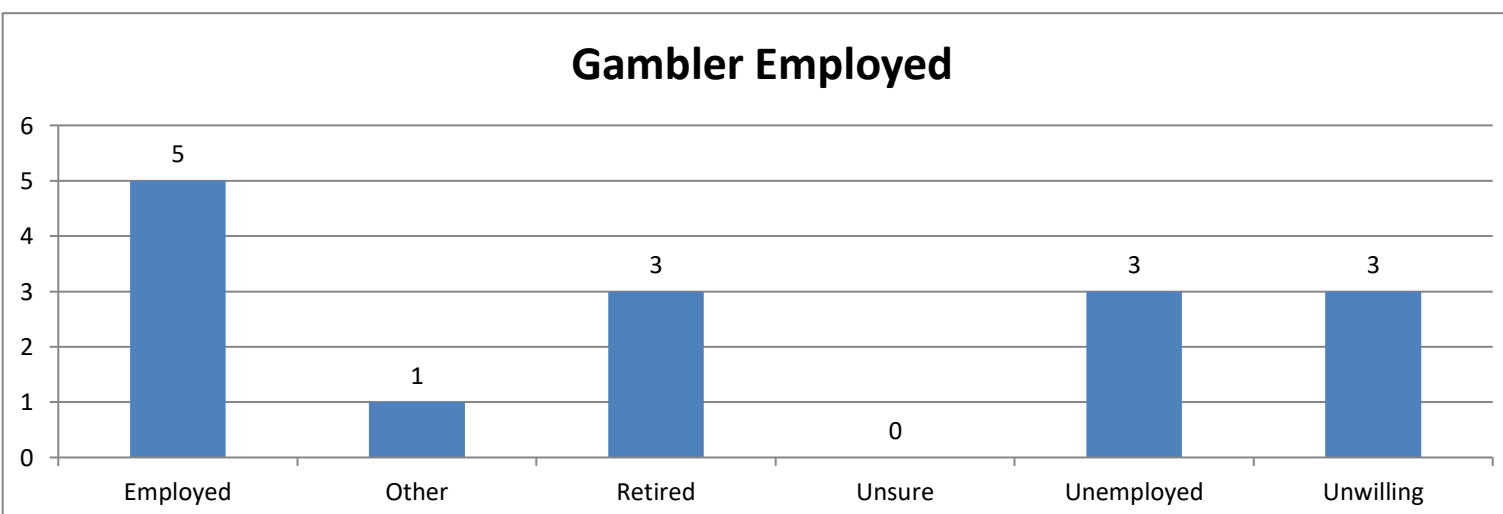
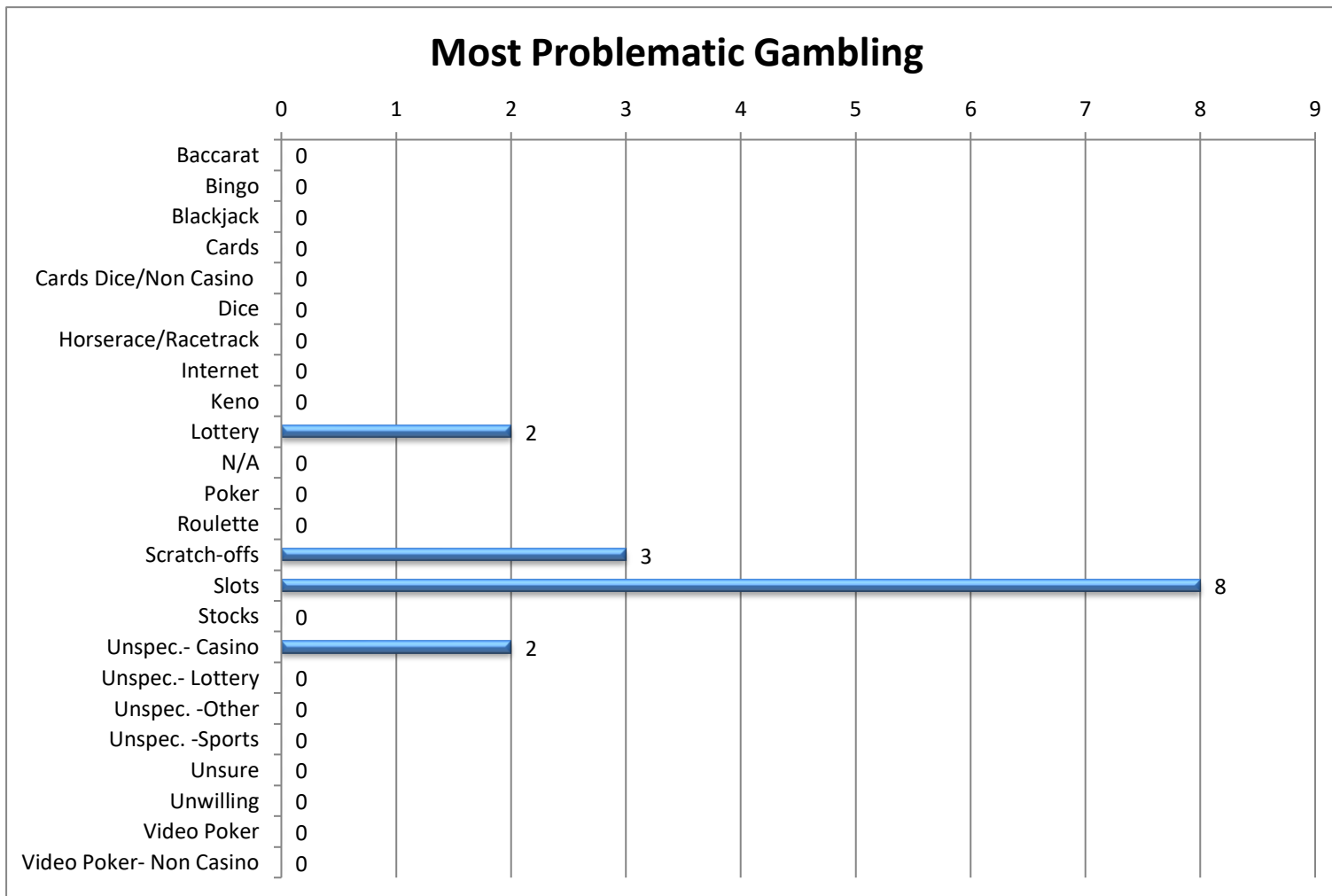
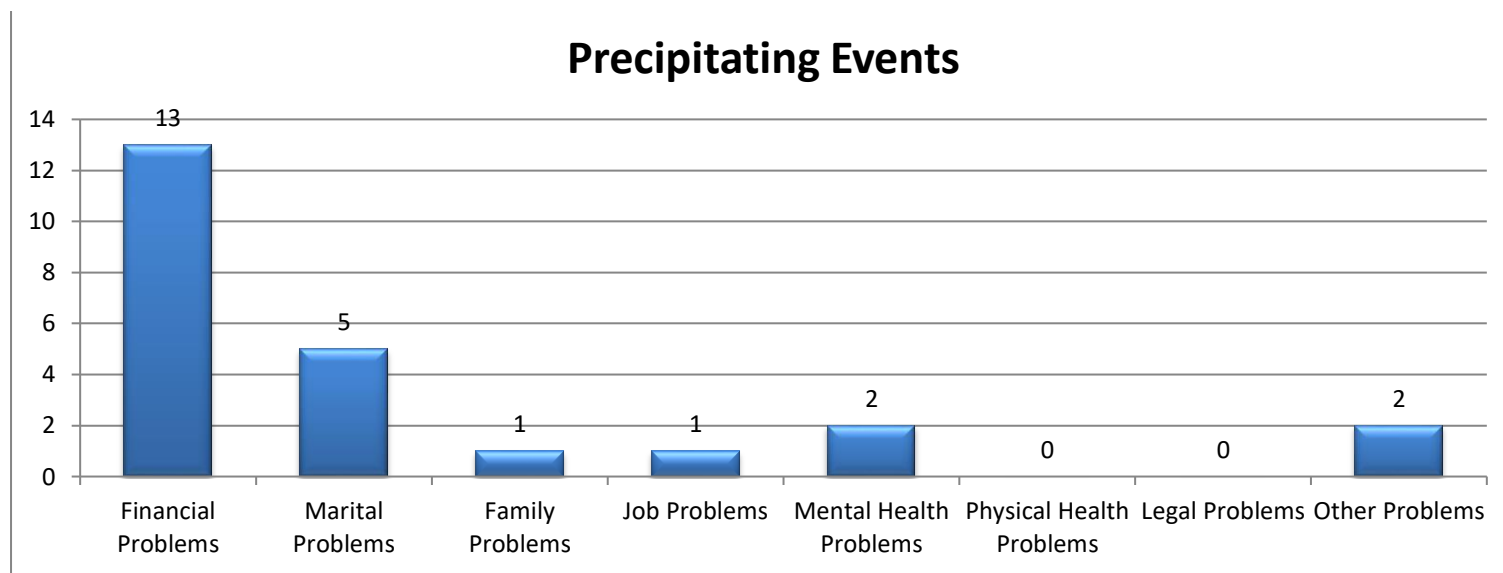
Calls by Gambler Salary	Calls	Percent
\$10,000-\$14,999	0	0%
\$100,000-\$149,999	0	0%
\$15,000-\$24,999	3	20%
\$25,000-\$34,999	0	0%
\$35,000-49,999	0	0%
\$5,000-\$9,999	0	0%
\$50,000-\$74,999	2	13%
\$75,000-\$99,999	0	0%
above \$150,000	0	0%
less than \$5,000	0	0%
No Income	1	7%
Unknown	0	0%
Unsure	0	0%
Unwilling	9	60%
Total	15	100%

How Caller Heard of Problem Gamblers Helpline	Calls	Percent
Billboard	0	0%
Bingo Hall	0	0%
Brochure	0	0%
Casino	1	7%
Casino Card	0	0%
Court	0	0%
Crisis Line	0	0%
Family Member	0	0%
Friend	0	0%
Horserace/Racetrack	0	0%
Internet	6	40%
Lottery	3	20%
Newspaper	0	0%
Phone Operator (411)	0	0%
Phonebook	0	0%
Radio	0	0%
Repeat Caller	0	0%
Store	0	0%
Support Group	0	0%
Therapist	0	0%
Treatment Facility	0	0%
TV Commercial	1	7%
TV Program	0	0%
Unsure	0	0%
Work	0	0%
Unwilling	4	27%
Total	15	100%

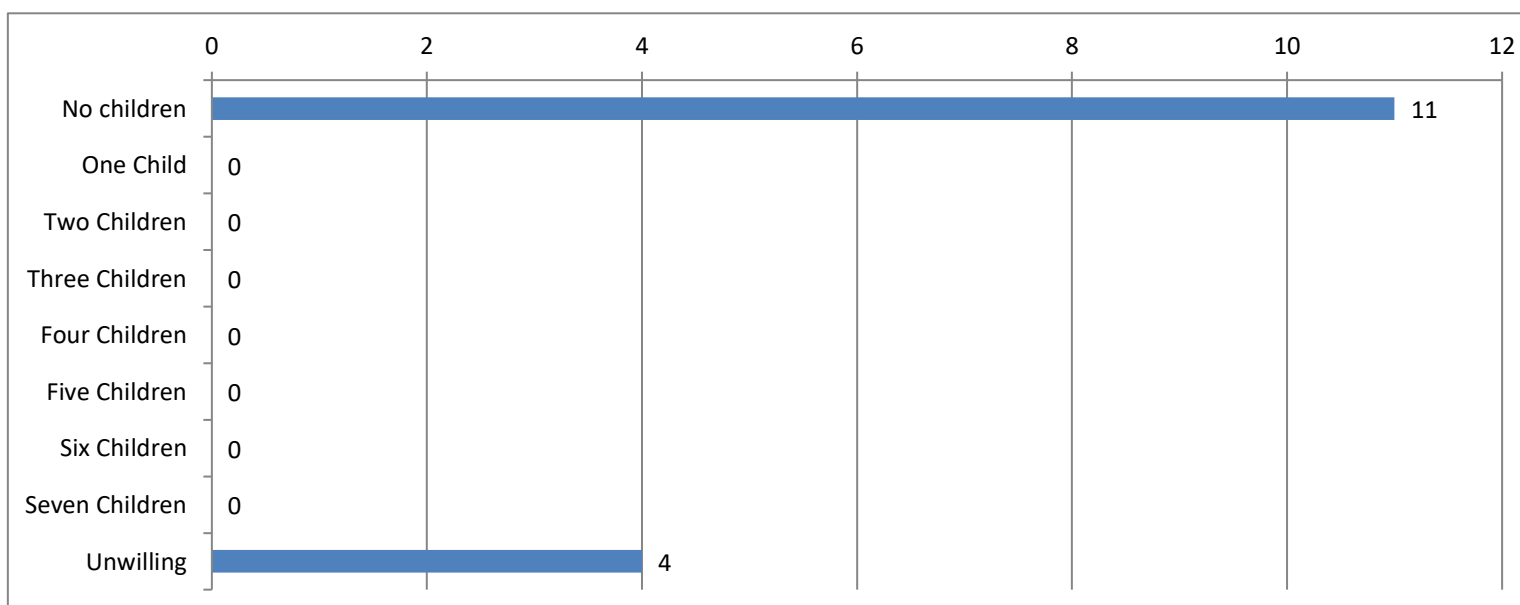

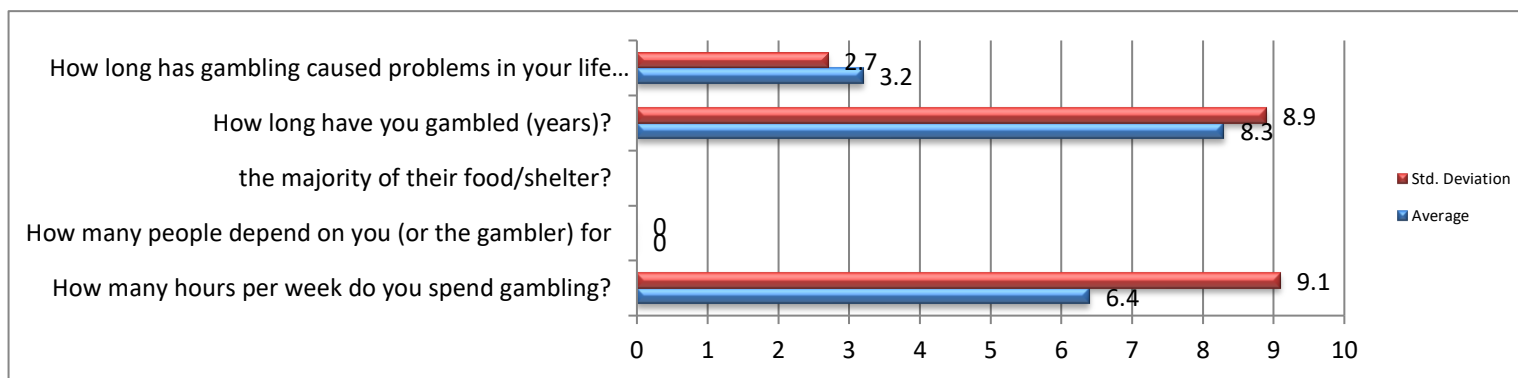

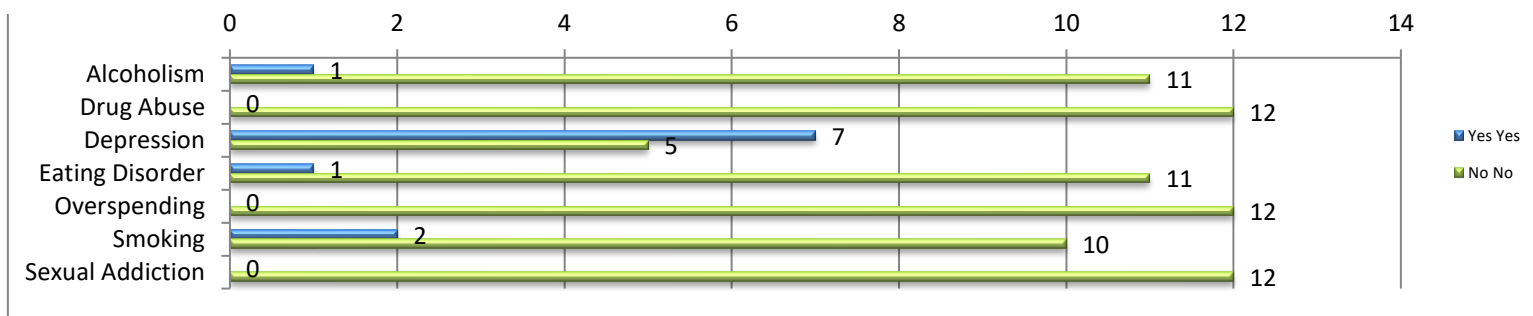
**Problem Gamblers Helpline
Arkansas Report**



**Problem Gamblers Helpline
Arkansas Report**

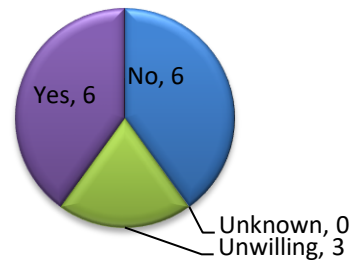


Problem Gamblers Helpline Arkansas Report

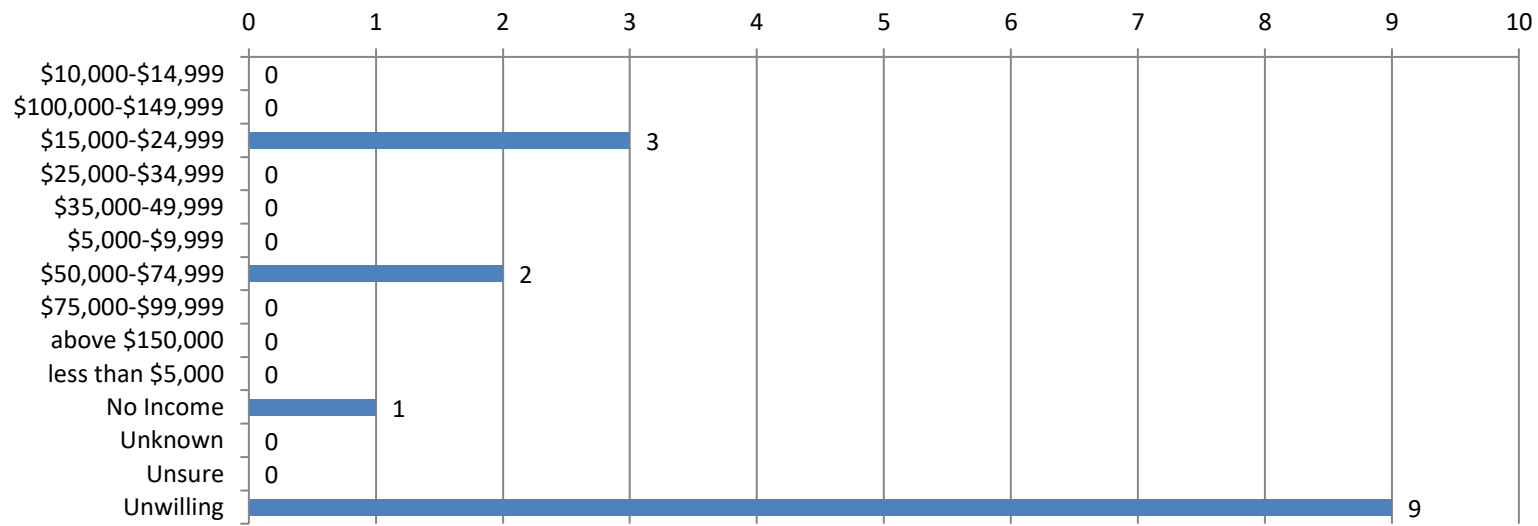


**Problem Gamblers Helpline
Arkansas Report**

Gamblers Debt



Calls by Gambler Salary



How Caller Heard of the Helpline

