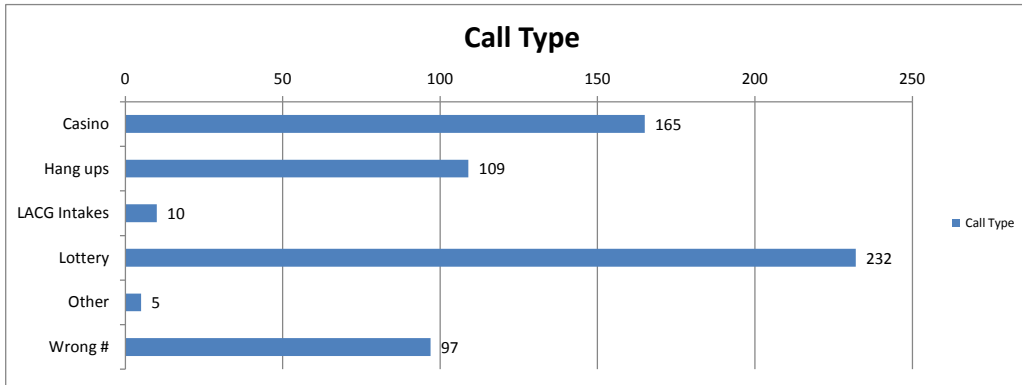


**Problem Gamblers Helpline  
Arkansas Report**

**Problem Gamblers Helpline 5/1/2012-5/31/2012 Arkansas Report**


**Total Calls 618**  
**Total LACG Intakes 10**

Call Type	Call Type	Average Type
Casino	165	26.7%
Hang ups	109	17.6%
LACG Intakes	10	1.6%
Lottery	232	37.5%
Other	5	0.8%
Wrong #	97	15.7%



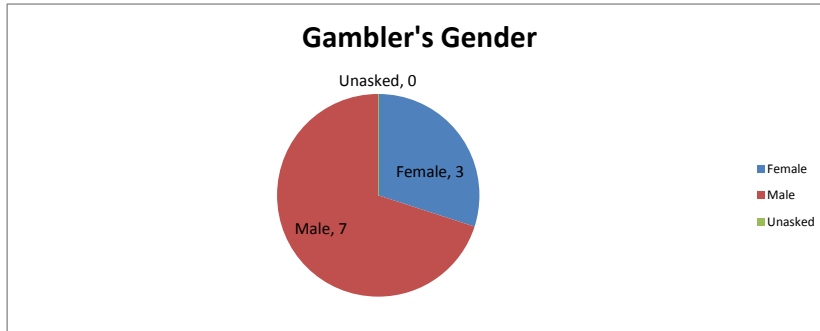
Suicide	Suicide	Average Suicidal
No	10	100%
Past	0	0%
Present	0	0%

Caller's Subject	Caller's Subject	Average Relationship
Clients	0	0%
Family Members	1	10%
Father	0	0%
Friend	0	0%
Husband/Male sig other	0	0%
Mother	0	0%
Self	9	90%
Unknown	0	0%
Wife/Female sig other	0	0%

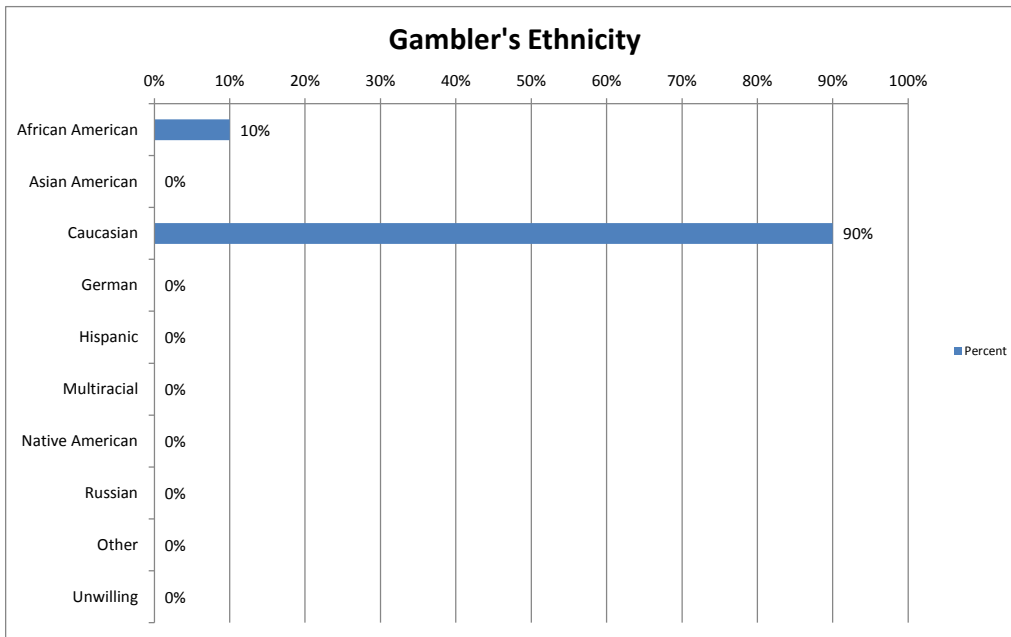


**Problem Gamblers Helpline  
Arkansas Report**

	<b>Gambler's Gender</b>	<b>Gambler's Gender</b>	<b>Average Gender</b>
Female		3	30%
Male		7	70%
Unasked		0	0%

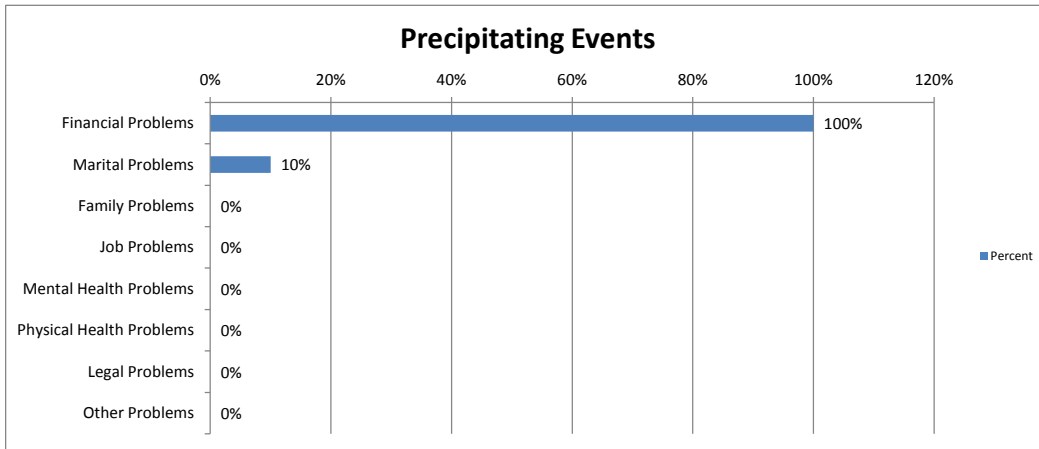


<b>Ethnicity of Gambler</b>	<b>Percent</b>	<b>Calls</b>
African American	10%	1
Asian American	0%	0
Caucasian	90%	9
German	0%	0
Hispanic	0%	0
Multiracial	0%	0
Native American	0%	0
Russian	0%	0
Other	0%	0
Unwilling	0%	0



**Problem Gamblers Helpline  
Arkansas Report**


Precipitating Event	Percent	Calls
Financial Problems	100%	10
Marital Problems	10%	1
Family Problems	0%	0
Job Problems	0%	0
Mental Health Problems	0%	0
Physical Health Problems	0%	0
Legal Problems	0%	0
Other Problems	0%	0



\* Percent greater than 100 because many individuals indicated more than one problem area.

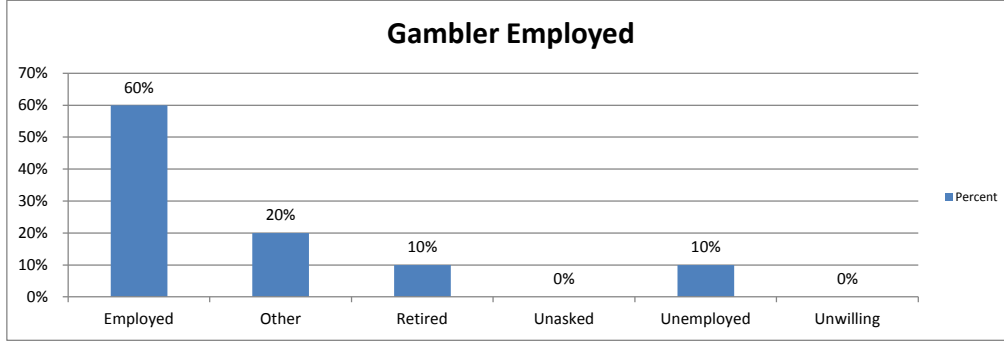
The percent associated with each type of gambling indicates what percent of all the callers indicated that form of gambling was a problem for them.

Most Problematic Gambling	Gambler Prob	Calls
Baccarat	0%	0
Bingo	0%	0
Blackjack	10%	1
Cards	0%	0
Cards/Dice non casino	0%	0
Dice	0%	0
Horsrace	10%	1
Internet	0%	0
Lotto	0%	0
Poker	20%	2
Scratchoffs	40%	4
Slots	10%	1
Unspec. Sports	0%	0
Unspec. Casino	10%	1
Unwilling	0%	0
V. Poker	0%	0
Video Poker-Non-Casino	0%	0

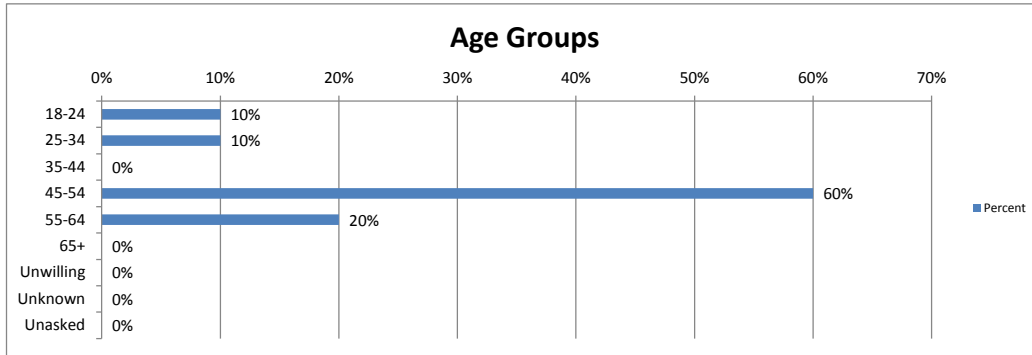


**Problem Gamblers Helpline  
Arkansas Report**

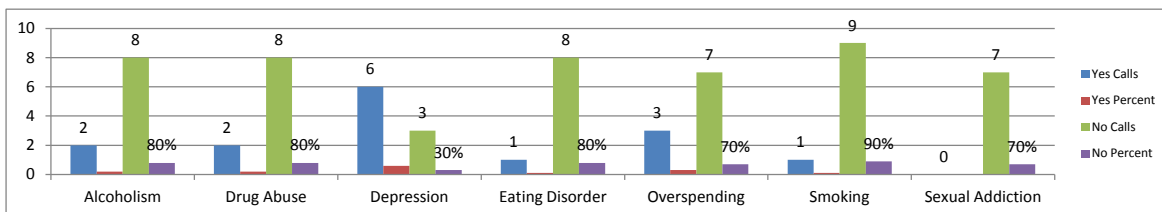
Gambler Employed	Percent	Calls by Gambler
Employed	60%	6
Other	20%	2
Retired	10%	1
Unasked	0%	0
Unemployed	10%	1
Unwilling	0%	0



Age Group of Gamblers	Percent	Calls
18-24	10%	1
25-34	10%	1
35-44	0%	0
45-54	60%	6
55-64	20%	2
65+	0%	0
Unwilling	0%	0
Unknown	0%	0
Unasked	0%	0



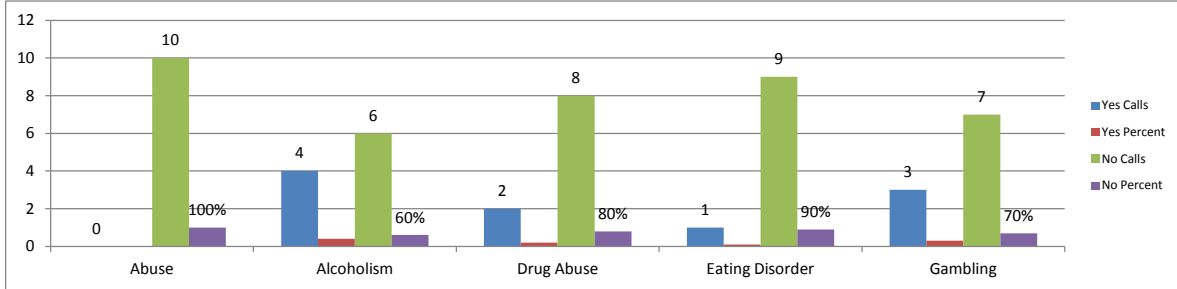
Other Problems Identified	Calls	Yes		No	
		Percent	Calls	Percent	Calls
Alcoholism	2	20%	8	80%	8
Drug Abuse	2	20%	8	80%	8
Depression	6	60%	3	30%	3
Eating Disorder	1	10%	8	80%	8
Overspending	3	30%	7	70%	7
Smoking	1	10%	9	90%	9
Sexual Addiction	0	0%	7	70%	7



**Problem Gamblers Helpline  
Arkansas Report**

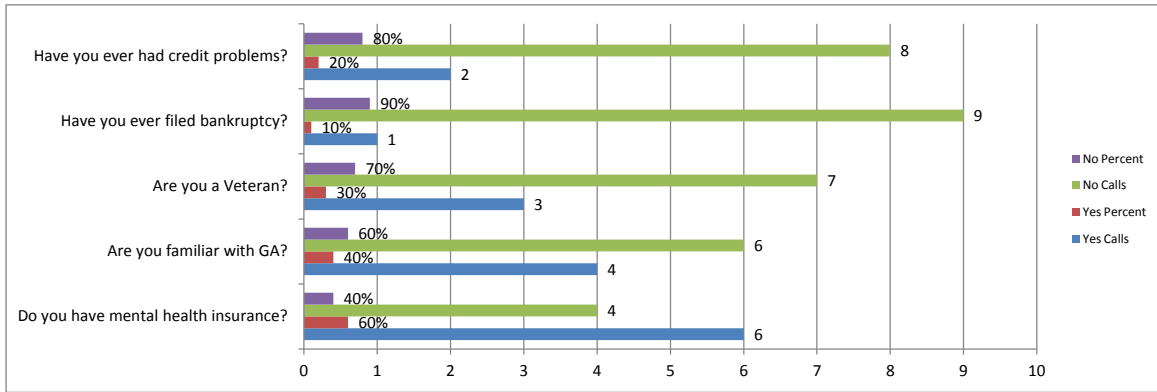
**Problems Identified in Family**

	Yes		No	
	Calls	Percent	Calls	Percent
Abuse	0	0%	10	100%
Alcoholism	4	40%	6	60%
Drug Abuse	2	20%	8	80%
Eating Disorder	1	10%	9	90%
Gambling	3	30%	7	70%



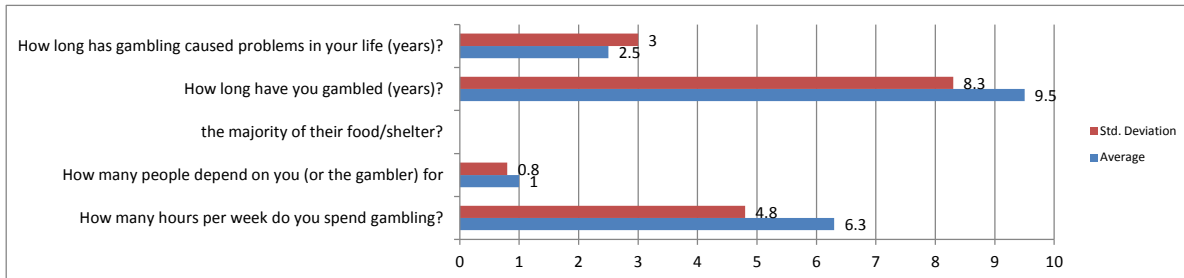
**Misc Questions**

	Yes		No	
	Calls	Percent	Calls	Percent
Do you have mental health insurance?	6	60%	4	40%
Are you familiar with GA?	4	40%	6	60%
Are you a Veteran?	3	30%	7	70%
Have you ever filed bankruptcy?	1	10%	9	90%
Have you ever had credit problems?	2	20%	8	80%



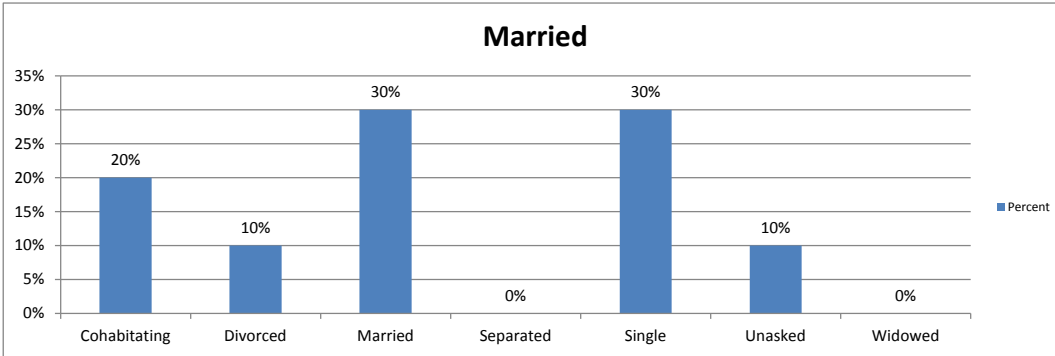
**Gambling Activity Questions**

	Average	Std. Deviation
How many hours per week do you spend gambling?	6.3	4.8
How many people depend on you (or the gambler) for the majority of their food/shelter?	1	0.8
How long have you gambled (years)?	9.5	8.3
How long has gambling caused problems in your life (years)?	2.5	3

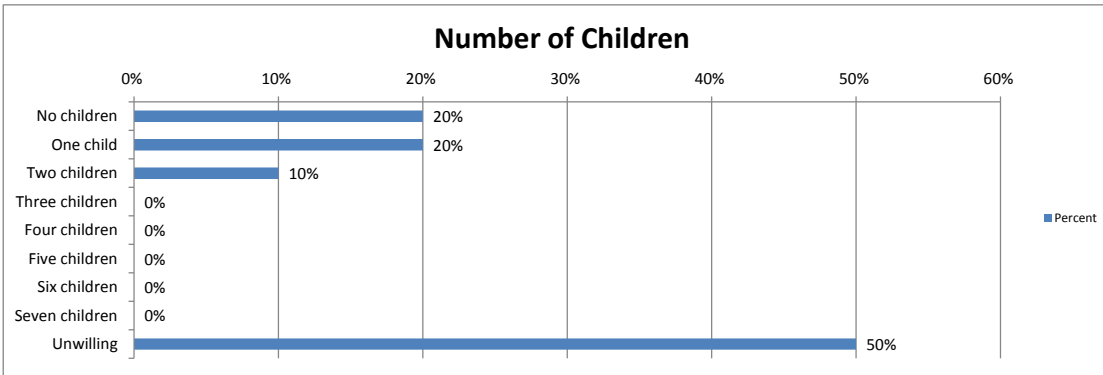


**Problem Gamblers Helpline  
Arkansas Report**

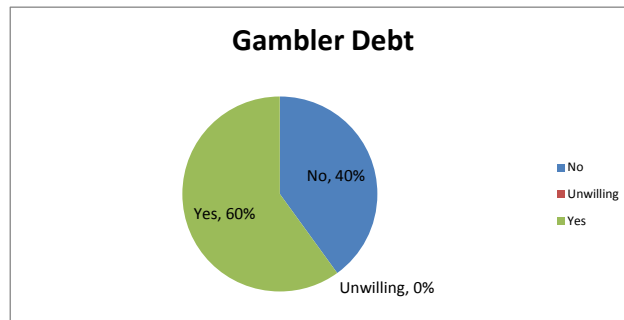
Marital Status	Percent	Calls
Cohabiting	20%	2
Divorced	10%	1
Married	30%	3
Separated	0%	0
Single	30%	3
Unasked	10%	1
Widowed	0%	0



Number of Children	Percent	Calls
No children	20%	2
One child	20%	2
Two children	10%	1
Three children	0%	0
Four children	0%	0
Five children	0%	0
Six children	0%	0
Seven children	0%	0
Unwilling	50%	5

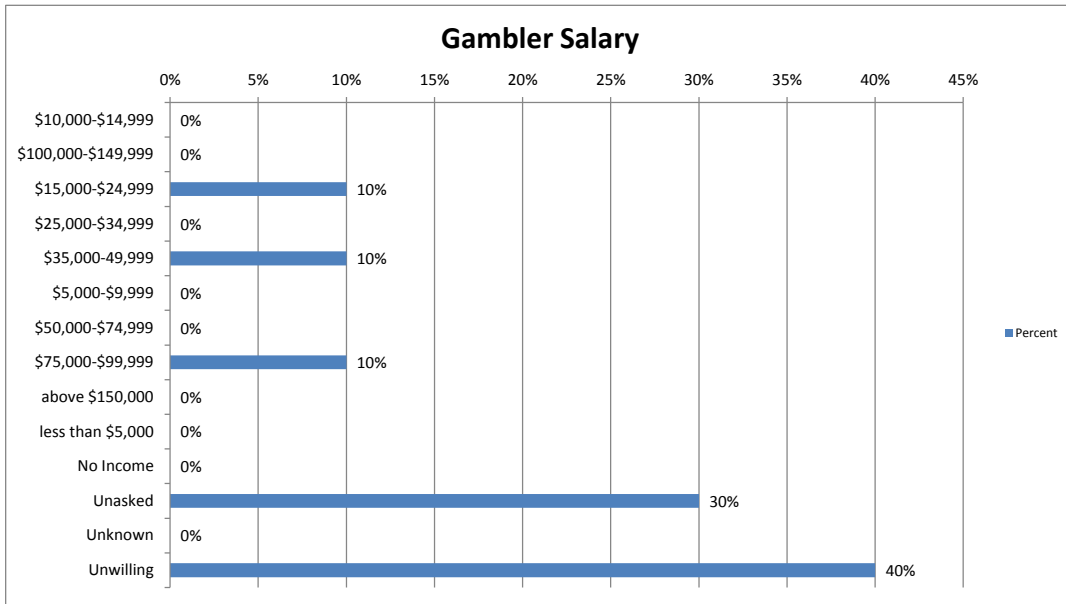


Gambler Debt	Percent	Calls
No	40%	4
Unwilling	0%	0
Yes	60%	6



**Problem Gamblers Helpline  
Arkansas Report**

<b>Calls by Gambler Salary</b>	<b>Percent</b>	<b>Calls</b>
\$10,000-\$14,999	0%	0
\$100,000-\$149,999	0%	0
\$15,000-\$24,999	10%	1
\$25,000-\$34,999	0%	0
\$35,000-49,999	10%	1
\$5,000-\$9,999	0%	0
\$50,000-\$74,999	0%	0
\$75,000-\$99,999	10%	1
above \$150,000	0%	0
less than \$5,000	0%	0
No Income	0%	0
Unasked	30%	3
Unknown	0%	0
Unwilling	40%	4



<b>How Caller Heard of Problem Gamblers Helpline</b>	<b>Percent</b>	<b>Calls</b>
ATM	0%	0
Billboard	0%	0
Bingo Hall	0%	0
Brochure	0%	0
Casino	10%	1
Casino Card	20%	2
Credit Union	0%	0
Crisis Line	0%	0
EAP	0%	0
Family Member	0%	0
Friend	0%	0
Internet	20%	2
Lottery	30%	3
Newspaper	10%	1
Phonebook	0%	0
Radio	0%	0
Treatment Facility	0%	0
TV Commercial	0%	0
Unsure	10%	1

**Problem Gamblers Helpline  
Arkansas Report**

