

Arkansas Call Report (ACR23)

Date	Intakes	Hang ups	Casino	Lottery	Wrong #	Other	Total
3/1/23	3	6	4	4	5	3	25
3/2/23	0	5	5	2	0	1	13
3/3/23	0	3	3	4	5	3	18
3/4/23	0	1	3	3	0	0	7
3/5/23	0	4	2	2	4	6	18
3/6/23	2	1	8	3	2	2	18
3/7/23	1	5	5	3	5	0	19
3/8/23	0	2	3	3	0	1	9
3/9/23	1	1	2	3	3	2	12
3/10/23	0	2	6	4	8	2	22
3/11/23	1	5	8	1	3	2	20
3/12/23	0	3	2	1	1	0	7
3/13/23	0	3	2	5	3	1	14
3/14/23	0	4	2	0	7	0	13
3/15/23	0	5	10	0	3	2	20
3/16/23	0	4	7	2	7	3	23
3/17/23	0	2	5	3	2	4	16
3/18/23	0	3	4	2	6	3	18
3/19/23	0	6	2	2	3	4	17
3/20/23	0	4	2	6	2	0	14
3/21/23	0	3	1	1	7	4	16
3/22/23	1	4	6	2	2	2	17
3/23/23	0	5	5	0	3	8	21
3/24/23	0	2	4	1	7	2	16
3/25/23	0	4	8	1	2	2	17
3/26/23	2	3	1	4	1	1	12

3/27/23	1	2	4	8	4	4	23
3/28/23	0	6	0	0	2	1	9
3/29/23	0	2	5	0	3	2	12
3/30/23	0	3	3	3	5	0	14
3/31/23	2	1	4	0	5	0	12
Total	14	104	126	73	110	65	492

	Arkansas Intake Data Report (AIDR23)			
	Call Date Start	Time Start	Time End	Duration
1	03/01/2023	11h 4m 28s 0ms	13h 5m 43s 0ms	2h 1m 15s 0ms
2	03/01/2023	19h 39m 30s 0ms	19h 51m 41s 0ms	12m 11s 0ms
3	03/06/2023	13h 11m 19s 0ms	13h 23m 2s 0ms	11m 43s 0ms
4	03/06/2023	22h 22m 6s 0ms	22h 31m 11s 0ms	9m 5s 0ms
5	03/07/2023	18h 59m 52s 0ms	19h 5m 40s 0ms	5m 48s 0ms
6	03/01/2023	11h 10m 6s 0ms	11h 11m 9s 0ms	1m 3s 0ms
7	03/09/2023	52m 50s 0ms	1h 0m 31s 0ms	7m 41s 0ms
8	03/11/2023	15h 37m 27s 0ms	15h 44m 27s 0ms	7m 0s 0ms
9	03/22/2023	15h 58m 41s 0ms	16h 3m 26s 0ms	4m 45s 0ms
10	03/26/2023	2h 15m 38s 0ms	2h 17m 25s 0ms	1m 47s 0ms
11	03/26/2023	23h 25m 36s 0ms	23h 39m 32s 0ms	13m 56s 0ms
12	03/27/2023	18h 32m 31s 0ms	18h 43m 42s 0ms	11m 11s 0ms
13	03/31/2023	2h 16m 48s 0ms	2h 22m 11s 0ms	5m 23s 0ms
14	03/31/2023	19h 11m 35s 0ms	19h 15m 2s 0ms	3m 27s 0ms

HS Name	Repeat Caller	Opening Words	Callers Location
Linda Jones	No	I need help.	In Vehicle (parked)
Iberia Watley	No	I am looking for a GA	In Vehicle (driving)
Tina Pilcher	No	I have a gambling	Home
Ashford McLain	No	Is this who i call?	Home
Iberia Watley	No	I called the line for	Home
Linda Jones	Yes	I just talked to you	Unwilling
Ashford McLain	No	I need some help	Home
Linda Jones	No	I have a gambling	Church
Jessica Register	Yes	Are there any classes I	Home
Kyle Ryan	No	I need to quit.	Unwilling
Kierra Clark	No	I was told to give this	Home (Relative's)
Gwen Day	No	I was just cut off	In Vehicle (driving)
James Johnson	No	I know i have a	Home
DeAnna Muecke	No	I want to know if you	Home

Crisis Suicide	Suicide	Callers Gender	Callers Age Range
	No	Male	35-44
	No	Female	45-54
	No	Female	65+
	No	Female	35-44
	No	Female	25-34
	No	Male	Unwilling
	No	Male	18-24
	No	Male	35-44
	No	Female	55-64
	No	Unwilling	Unwilling
	No	Female	35-44
	No	Male	18-24
	No	Female	55-64
	No	Male	35-44

Callers Age	Callers City	Callers State	Callers County
35	Rogers	Arkansas	Benton
52	Russellville	Arkansas	Pope
70	Fort Smith	Arkansas	Sebastian
38	Little Rock	Arkansas	Pulaski
28	Little Rock	Arkansas	Pulaski
Unwilling	unwilling	Arkansas	Unwilling
19	League City	Texas	Galveston
41	Little Rock	Arkansas	Pulaski
59	Little Rock	Arkansas	Pulaski
Unwilling	Unwilling	Arkansas	Unwilling
44	Clarksville	Arkansas	Johnson
21	Jonesboro	Arkansas	Craighead
55	Unwilling	Arkansas	Unwilling
44	Bentonville	Arkansas	Benton

Callers Ethnicity	Callers Subject	Gamblers Gender	Gambler Age
Unwilling	Self	Male	35
Caucasian	Self	Female	52
Caucasian	Self	Female	70
African American	Self	Female	38
Caucasian	Self	Female	28
Caucasian	Self	Male	Unwilling
Hispanic	Self	Male	19
African American	Self	Male	41
African American	Self	Female	59
Unwilling	Unwilling	Unwilling	Unwilling
Caucasian	Self	Female	44
Caucasian	Self	Male	21
African American	Self	Female	55
Caucasian	Self	Male	44

Gambler Age Range	Gamblers Ethnicity	Gamblers City	Gamblers State
35-44	Unwilling	Rogers	Arkansas
45-54	Caucasian	Russellville	Arkansas
65+	Caucasian	Fort Smith	Arkansas
35-44	African American	Little Rock	Arkansas
25-34	Caucasian	Little Rock	Arkansas
Unwilling	Caucasian	unwilling	Arkansas
18-24	Hispanic	League City	Texas
35-44	African American	Little Rock	Arkansas
55-64	African American	Little Rock	Arkansas
Unwilling	Unwilling	Unwilling	Arkansas
35-44	Caucasian	Clarksville	Arkansas
18-24	Caucasian	Jonesboro	Arkansas
55-64	African American	Unwilling	Arkansas
35-44	Caucasian	Bentonville	Arkansas

Gamblers County	Gambling Location	Length of Gambling	Length of Problem
Benton	Internet	0	0
Pope	Casino	3	3
Sebastian	Casino	0	0
Pulaski	Internet	17	8
Pulaski	Casino	10	1
Unwilling	Unwilling	0	0
Galveston	Internet	1	1
Pulaski	Store	10	2
Pulaski	Casino	20	20
Unwilling	Unwilling	0	0
Johnson	Casino	20	8
Craighead	Casino	1	1
Unwilling	Casino	1	1
Benton	Casino	30	30

Main GP	Casino Hours	Drinks Per Hour	Marital Status
Internet - Table	60	0	Married
Casino - Slots	6	0	Married
Casino - Slots	12	0	Divorced
Internet - Slots	50	0	Single
Casino - Slots	6	0	Single
Unspec./Unwilling/	0	0	unwilling
Internet - Unspec.	3	0	Single
Non- Casino - Card/	24	5	Cohabiting
Casino - Bingo	10	0	Single
Unspec./Unwilling/	0	0	Unwilling
Casino - Slots	7	0	Divorced
Casino - Blackjack	20	0	Single
Casino - Roulette	10	0	Married
Casino - Slots	40	0	Married

Gambler Children	Number of Children	Gambler Employed	Gambler Occupation
Yes	0	Employed	unwilling
Yes	0	Employed	government employee
Yes	0	Retired	Retired
Yes	2	Employed	customer service
No	0	Employed	health care
Unwilling	0	Unwilling	unwilling
No	0	UnEmployed	UnEmployed
Yes	0	Employed	self-employed
Unwilling	0	Other	Disabled
Unwilling	0	Unwilling	Unwilling
Yes	2	UnEmployed	UnEmployed
No	0	UnEmployed	Unemployed
No	0	Employed	Manager
Yes	7	Unwilling	Unwilling

EAP	Gambler Debt	Gambler Retired	Amount of Debt
	No		none
Yes	Yes		\$5,001 - \$10,000
No	Yes	Retired	Unknown
No	Yes		Unwilling
Yes	Yes		\$1,001 - \$5,000
	Unwilling		Unwilling
No	No		none
	Yes		Unsure
	No	Disabled	none
	Unwilling		Unwilling
	No		none
	No		none
No	No		none
No	Unwilling		Unwilling

Gambles Salary	OPG Alcohol	OPG Depression	OPG Drugs
Unwilling	No	No	No
\$100,000 - \$149,999	No	No	No
Unwilling	No	Yes	No
Unwilling	No	Yes	No
\$35,000 - \$49,999	No	No	No
Unwilling	Unwilling	Unwilling	Unwilling
Unwilling	No	No	No
\$25,000 - \$34,999	No	No	No
Unwilling	No	No	No
Unwilling	Unwilling	Unwilling	Unwilling
no income	No	No	Yes
Unwilling	No	No	No
\$100,000 - \$149,999	Yes	No	Yes
Unwilling	Unwilling	Unwilling	Unwilling

OPG EatingDisorder	OPG Overspend	OPG Smoking	Veteran?
No	No	No	No
No	No	No	No
No	No	No	No
No	No	No	No
No	No	No	No
Unwilling	Unwilling	Unwilling	Unwilling
No	No	No	No
No	No	Yes	No
No	No	No	No
Unwilling	Unwilling	Unwilling	Unwilling
No	Yes	Yes	No
No	No	No	No
No	No	No	No
Unwilling	Unwilling	Unwilling	Unwilling

Mental Seen DR	CallerFamil w GA	Gambler Bankrupt	Gambler Credit Pro
No	0	No	No
Yes	1	No	No
No	1	Yes	Yes
No	0	No	Yes
No	0	No	No
Unwilling	0	Unwilling	Unwilling
Unwilling	0	No	No
No	0	No	Yes
No	1	No	No
Unwilling	0	Unwilling	Unwilling
No	0	No	No
No	0	No	No
Yes	0	No	No
Unwilling	0	Unwilling	Unwilling

FHG Abuse	FHG Alcohol	FHG Drugs	FHG EatingDisorder
No	No	No	No
No	Yes	Yes	No
Unwilling	Unwilling	Unwilling	Unwilling
No	No	No	No
No	No	No	No
Unwilling	Unwilling	Unwilling	Unwilling
No	No	No	No
No	Yes	No	No
No	No	No	No
Unwilling	Unwilling	Unwilling	Unwilling
No	Yes	Yes	No
Unwilling	Unwilling	Unwilling	Unwilling
Unwilling	Unwilling	Unwilling	Unwilling
Unwilling	Unwilling	Unwilling	Unwilling

FHG Gambling	FHG Other	cg emotional	cg financial
No	No	In a Safe Place	
No	No	Depression	Used Savings
Unwilling	Unwilling	Depression	Paying Bill Problems
Yes	No	In a Safe Place	Paying Bill Problems
Yes	No	Depression	Paying Bill Problems
Unwilling	Unwilling	In a Safe Place	
No	No	In a Safe Place	
No	No	In a Safe Place	
Yes	No	In a Safe Place	Used Savings
Unwilling	Unwilling	In a Safe Place	
No	No	In a Safe Place	Used Savings
Unwilling	Unwilling		Used Savings
Unwilling	Unwilling	In a Safe Place	
Unwilling	Unwilling	In a Safe Place	

cg interpersonal	cg legal	cg substance	cg workschool
Spouse Conflict			
	Hot Checks		
Spouse Conflict			
			Problem w/job
Family Conflict			

Referrals	Caller12Step	Number Called	Caller Heard of Help
Treatment Provider	No	1-800-522-4700	Internet
Refused/Unable	No	1-800-522-4700	Therapist
GA	No	1-800-522-4700	Brochure
Internet Resources	No	Unwilling	Unwilling
GA	No	1-800-522-4700	Casino
Treatment Provider	Unwilling	Unwilling	Unwilling
Treatment Provider	No	1-800-522-4700	Unwilling
Treatment Provider	No	1-800-522-4700	Internet
GA	No	1-800-522-4700	Internet
Refused/Unable	Unwilling	1-800-522-4700	Unwilling
Treatment Provider	No	1-800-522-4700	Family Member
GA	No	1-800-522-4700	Internet
Refused/Unable	No	Unwilling	Unwilling
Refused/Unable	Unwilling	Unwilling	Casino

Agree to be called	Agree to call back	PrecipEvent Family	PrecipEvent Financial
No	No		
No	No		
No	Yes		
No	No	Family	
No	No		Financial
No	No		
No	No		
No	No		Financial
No	No		Financial
No	No		
No	No	Family	Financial
No	No		Financial
No	No		Financial
No	No		

PrecipEvent Job	PrecipEvent Legal	PrecipEvent Marital	PrecipEvent MentalH
		Marital	
			Mental Health
			Mental Health
			Mental Health

PrecipEvent	Other	PrecipEvent	Other	PrecipEvent	Physical	Language	Line
						No	
						No	
Other						No	
						No	
						No	
Other						No	
						No	
						No	
Other						No	
Other	Gambles too much					No	
						No	
						No	
						No	
Other	Prank					No	

Interpreter #	Precipitating Event N	Story
	Caller wants to stop	Caller was a 35 year
	mostly because	Caller is a 52-year-old
	Caller wanted to	Caller is a 70 year old
	Wants to stop	Caller was a 38 year
	returning home from	This caller is a 28
	Caller called back for	Caller had just called
	Caller seeking	Caller was a 19 year
	Caller in debt due to	Caller was a 41 year
	Caller looking for	Caller is a female
	Caller says he is tired	Caller said he wanted
	Female gambler wants	44 year old Caucasian
	Spending his savings	Male caller said he
	caller was a 55 yrs.	Caller was a 55 yrs.
	Caller was calling a	Caller was a 44 year

Arkansas Fiscal Year (WFY22-23)													
FY-22 thru FY-23													
	July	August	September	October	November	December	January	February	March	April	May	June	Totals
<i>Intakes</i>	20	17	18	14	19	17	14	17	14				
<i>Hang-up</i>	105	55	85	68	118	100	130	94	104				
<i>Ind. Cas.</i>	157	110	178	139	111	149	137	142	126				
<i>Lottery</i>	170	95	79	130	252	148	188	73	73				
<i>Wrong#</i>	60	51	72	90	136	156	169	160	110				
<i>Other</i>	24	25	51	46	66	85	97	70	65				
Totals	536	353	483	487	702	655	735	556	492	0	0	0	4999

Problem Gamblers Helpline Arkansas Report

Problem Gamblers Helpline 3/1/2023-3/31/2023 Arkansas Report					
Total Calls	492				
Total LACG Intakes	14				
Call Type	Call Type	Average Type			
Hang-ups	104	21%			
LACG INTAKE	14	3%			
Other	65	13%			
Seeking Casino Information	126	26%			
Seeking Lottery Information	73	15%			
Wrong Numbers	110	22%			
Total	492	100%			
Suicide	Calls	Percent			
No	14	100%			
Past	0	0%			
Present	0	0%			
Total	14	100%			
Caller's Subject	Calls	Percent			
Brother	0	0%			
Client	0	0%			
Daughter	0	0%			
Father	0	0%			
Friend	0	0%			
Husband/Male sig other	0	0%			
Inmate	0	0%			
Misc. Family Member	0	0%			
Mother	0	0%			
Self	13	93%			
Sister	0	0%			
Son	0	0%			
Unwilling/Other	1	7%			
Wife/Female sig other	0	0%			
Work	0	0%			
Total	14	100%			
Gambler's Gender	Calls	Percent			
Female	7	50%			
Male	6	43%			
Unwilling/Other	1	7%			
Total	14	100%			
Ethnicity of Gambler	Calls	Percent			
African American	4	29%			African A.
Asian American	0	0%			Asian A.
Caucasian	7	50%			
Hispanic	1	7%			
Other	0	0%			
Multiracial	0	0%			
Native American	0	0%			Native A.
Unwilling/Unknown	2	14%			Unwillin,
Total	14	100%			

Problem Gamblers Helpline Arkansas Report

Precipitating Event	Calls	Percent		
Financial Problems	6	43%		
Marital Problems	1	7%		
Family Problems	2	14%		
Job Problems	0	0%		
Mental Health Problems	3	21%		
Physical Health Problems	0	0%		
Legal Problems	0	0%		
Other Problems	5	36%		
* Percent greater than 100 because many individuals indicated more than one problem area.				
The percent associated with each type of gambling indicates what percent of all the callers indicated that form of gambling was a problem for them.				
Most Problematic Gambling	Calls	Percent		
Casino-Baccarat	0	0%		
Casino-Bingo	1	7%		
Casino-Blackjack	1	7%		
Casino-Cards	0	0%		
Casino-Dice	0	0%		
Casino-Horserace	0	0%		
Casino-Keno	0	0%		
Casino-Other	0	0%		
Casino-Pari-mut	0	0%		
Casino-Poker	0	0%		
Casino-Roulette	1	7%		
Casino-Sports	0	0%		
Casino-Unspec.	0	0%		
Casino-Unwilling	0	0%		
Casino- V. Keno	0	0%		
Casino- V. Poker	0	0%		
Casino-Slots	5	36%		
Internet-Baccarat	0	0%		
Internet-Bingo	0	0%		
Internet-Blackjack	0	0%		
Internet-Dice	0	0%		
Internet-Keno	0	0%		
Internet-Lottery	0	0%		
Internet-Poker	0	0%		
Internet-Roulette	0	0%		
Internet-Slots	1	7%		
Internet-Sports	0	0%		
Internet-Table Games	1	7%		
Internet-Unspec.	1	7%		
Internet- V. Poker	0	0%		
Lottery-Lotto	0	0%		
Lottery-Numbers	0	0%		
Lottery-Online	0	0%		
Lottery-Other	0	0%		
Lottery- Pull Tab	0	0%		
Lottery- Pun. Card	0	0%		

ARKANSAS

Problem Gamblers Helpline Arkansas Report

Lottery-Scratch Offs	0	0%
Lottery-Sweeps	0	0%
NFT- Non Fungible Tokens	0	0%
Non-Casino-8-Liner	0	0%
Non-Casino-Bingo	0	0%
Non-Casino-Cards/Dice	1	7%
Non-Casino-Crypto	0	0%
Non-Casino-Dog Race	0	0%
Non-Casino-Horse Race	0	0%
Non-Casino-Internet	0	0%
Non-Casino-Poker Rm	0	0%
Non-Casino-Raffle/50-50 Drawings	0	0%
Non-Casino-Skill Machines	0	0%
Non-Casino-Slots	0	0%
Non-Casino-V. Poker	0	0%
Non-Casino-Video Gaming	0	0%
Sports-Baseball	0	0%
Sports-Basketball	0	0%
Sports-Casino	0	0%
Sports-Cock Fight	0	0%
Sports-Fantasy	0	0%
Sports-Football	0	0%
Sports-Hockey	0	0%
Sports-Other	0	0%
Sports-Soccer	0	0%
Sports-Unspec.	0	0%
Stock Market- Bus Risk	0	0%
Stock Market-Day Trade	0	0%
Stock Market-Margin	0	0%
Stock Market-Options	0	0%
Stock Market-Other	0	0%
Stock Market-Stocks	0	0%
Stock Market-Unspec.	0	0%
Unspec./Unwilling/Other	2	14%
VGT-Video Gaming Terminals	0	0%
Total	14	100%
Gambler Employed	Calls	Percent
Employed	6	43%
Other	1	7%
Retired	1	7%
Unsure	0	0%
Unemployed	3	21%
Unwilling	3	21%
Total	14	100%
Age Group of Gamblers	Calls	Percent
13-17	0	0%
18-24	2	14%
25-34	1	7%
35-44	5	36%
45-54	1	7%
55-64	2	14%
65+	1	7%
Unsure	0	0%
Unwilling	2	14%

ARKANSAS

Problem Gamblers Helpline Arkansas Report

Total	14	100%		
Other Problems Identified	Yes		No	
	Yes	Percentage	No	Percentage
Alcoholism	1	7.1%	10	71.4%
Drug Abuse	2	14.3%	9	64.3%
Depression	2	14.3%	9	64.3%
Eating Disorder	0	0.0%	11	78.6%
Overspending	1	7.1%	10	71.4%
Smoking	2	14.3%	9	64.3%
Sexual Addiction	0	0.0%	11	78.6%
Problems Identified in Family	Yes		No	
	Yes	Percentage	No	Percentage
Abuse	0	0.0%	8	57.1%
Alcoholism	3	21.4%	5	35.7%
Drug Abuse	2	14.3%	6	42.9%
Eating Disorder	0	0.0%	8	57.1%
Gambling	3	21.4%	5	35.7%
Misc Questions	Yes		No	
	Yes	Percentage	No	Percentage
Do you have mental health insurance?	2	14%	7	50%
Are you familiar with GA?	3	21%	8	57%
Are you a Veteran?	0	0%	11	79%
Have you ever filed bankruptcy?	1	7%	10	71%
Have you ever had credit problems?	3	21%	8	57%
Gambling Activity	Average	Std. Deviation		
How many hours per week do you spend gambling?	17.7	19.1		
How many people depend on you (or the gambler) for the majority of their food/shelter?	0.8	1.9		
How long have you gambled (years)?	11.3	10.1		
How long has gambling caused problems in your life (years)?	7.5	9.9		
Marital Status	Calls	Percent		
Cohabiting	1	7%		
Divorced	2	14%		
Married	4	29%		
N/A	0	0%		
Separated	0	0%		
Single	5	36%		
Widowed	0	0%		
Unsure	0	0%		
Unwillng/Other	2	14%		
Total	14	100%		
Number of Children	Calls	Percent		

ARKANSAS

Problem Gamblers Helpline Arkansas Report

[illegible]

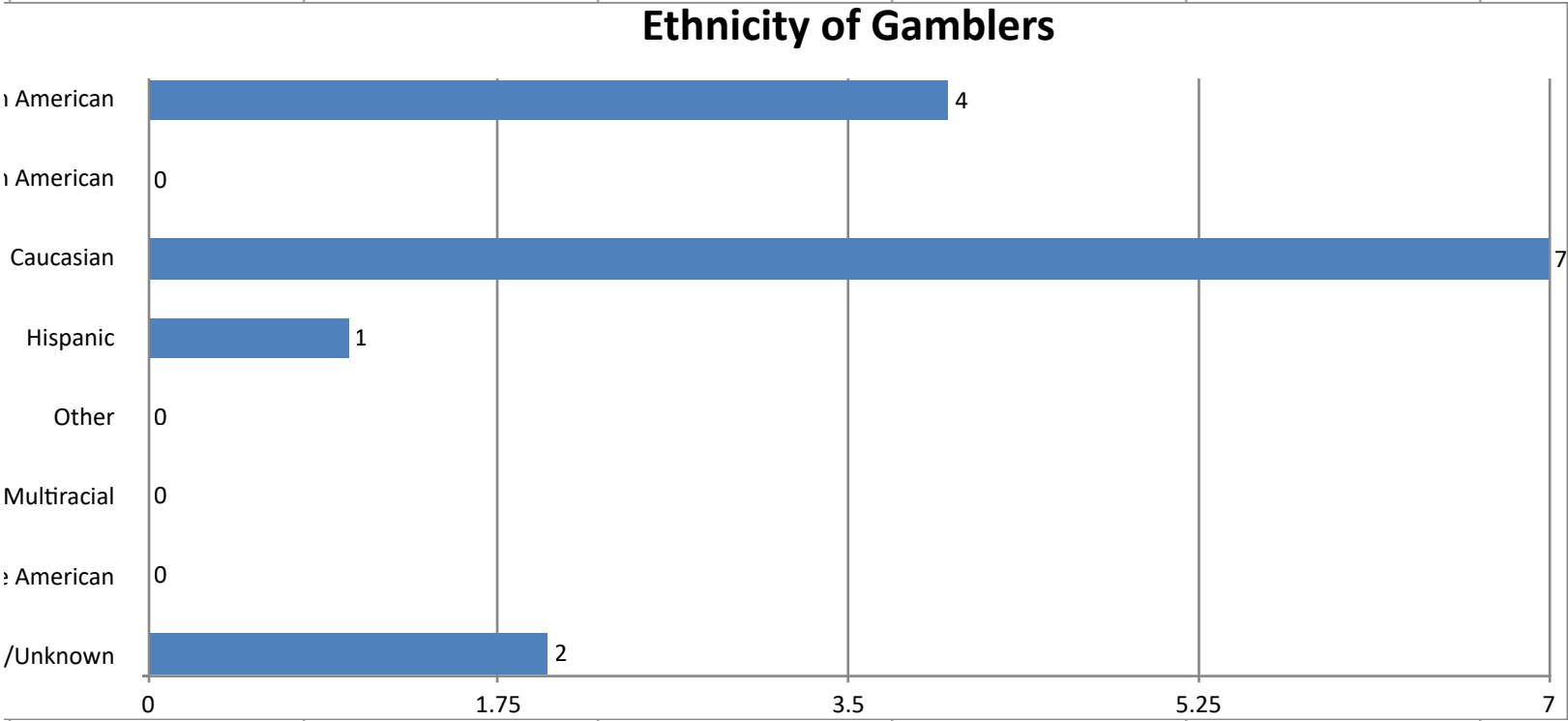
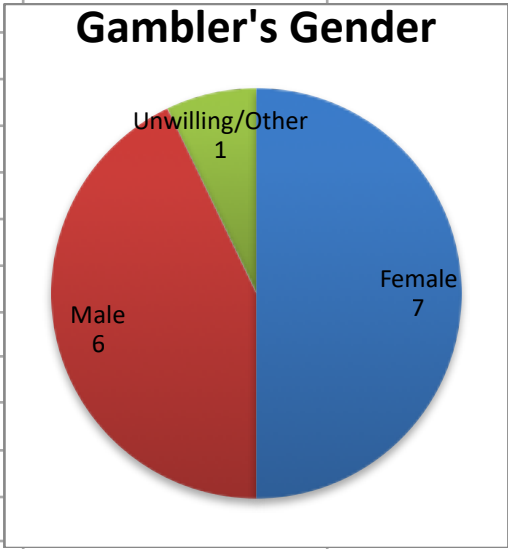
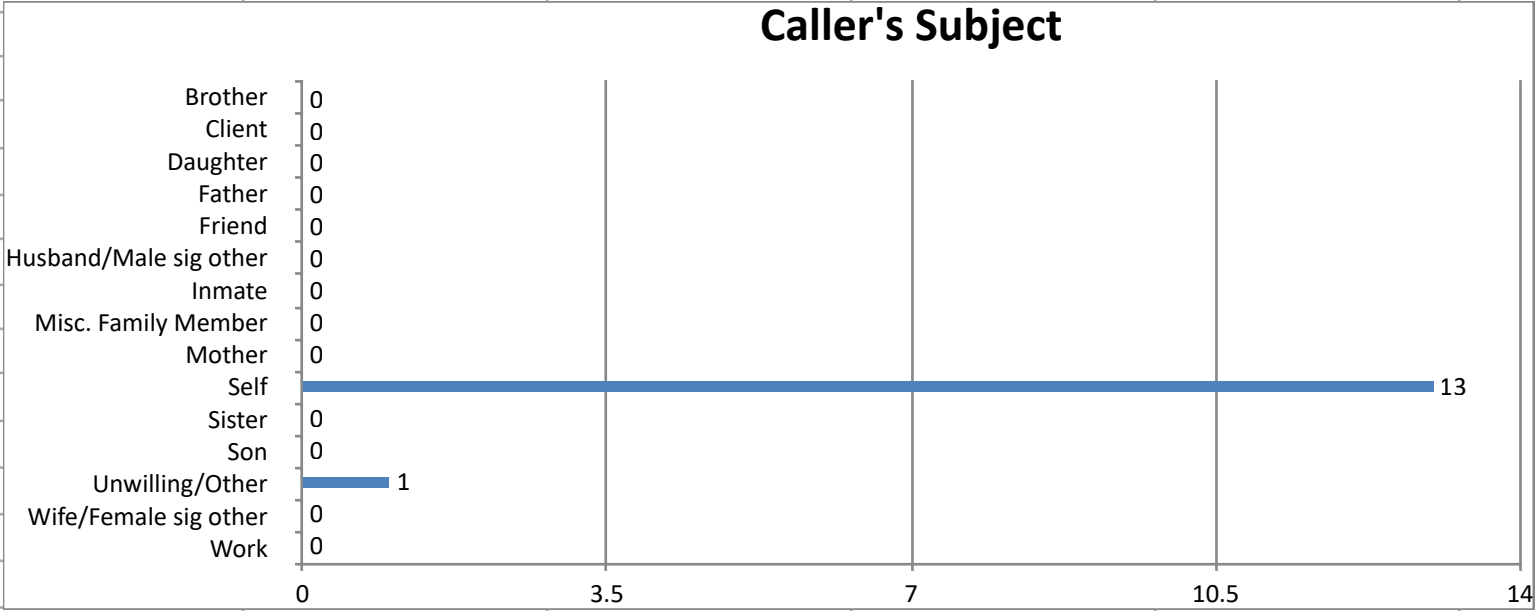
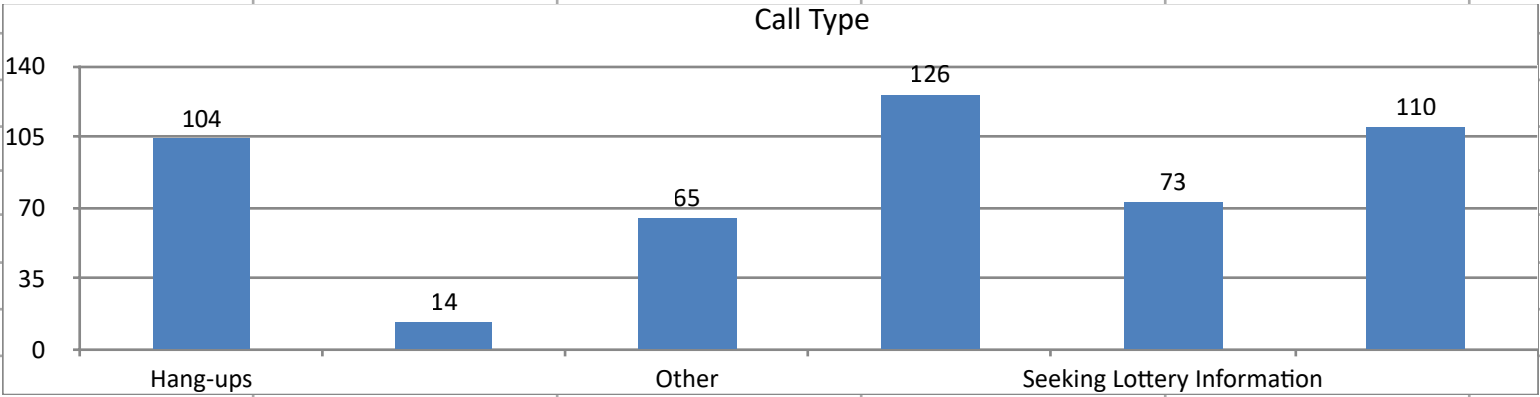
\$100
\$20
\$10
\$5
\$1

Problem Gamblers Helpline Arkansas Report


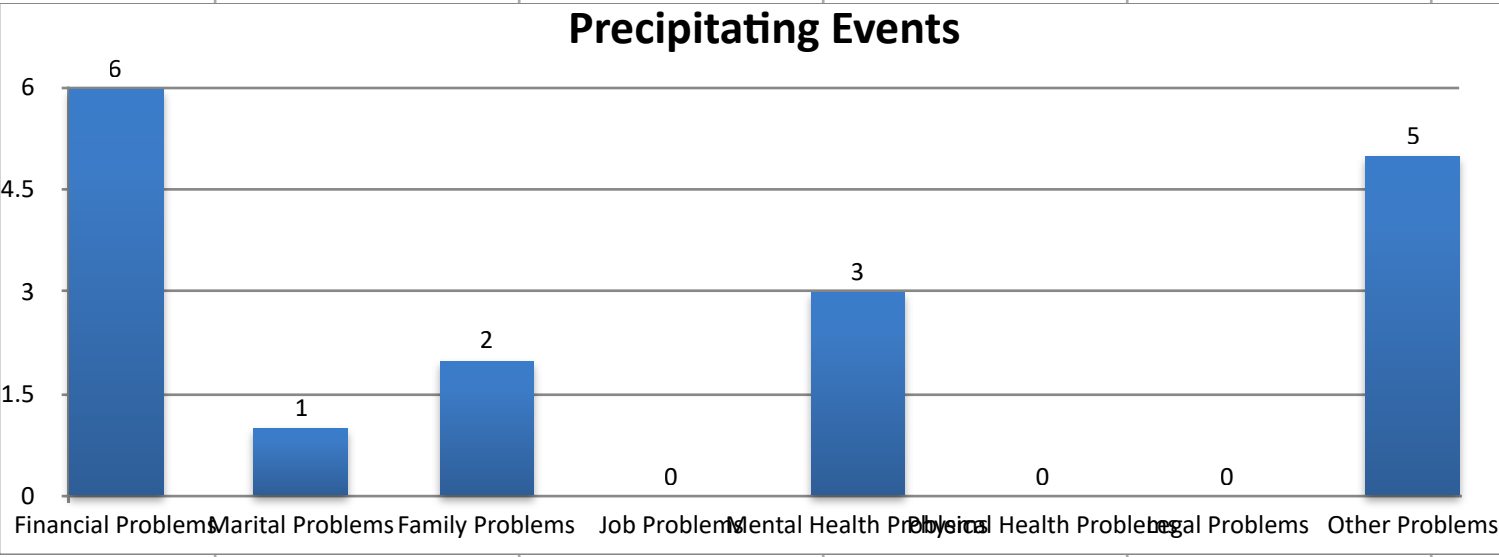
[illegible]

ARKANSAS


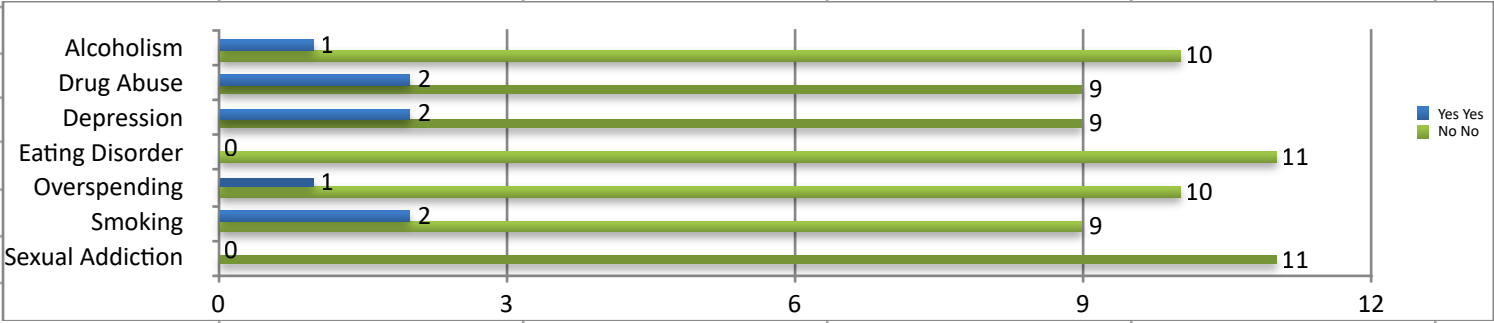
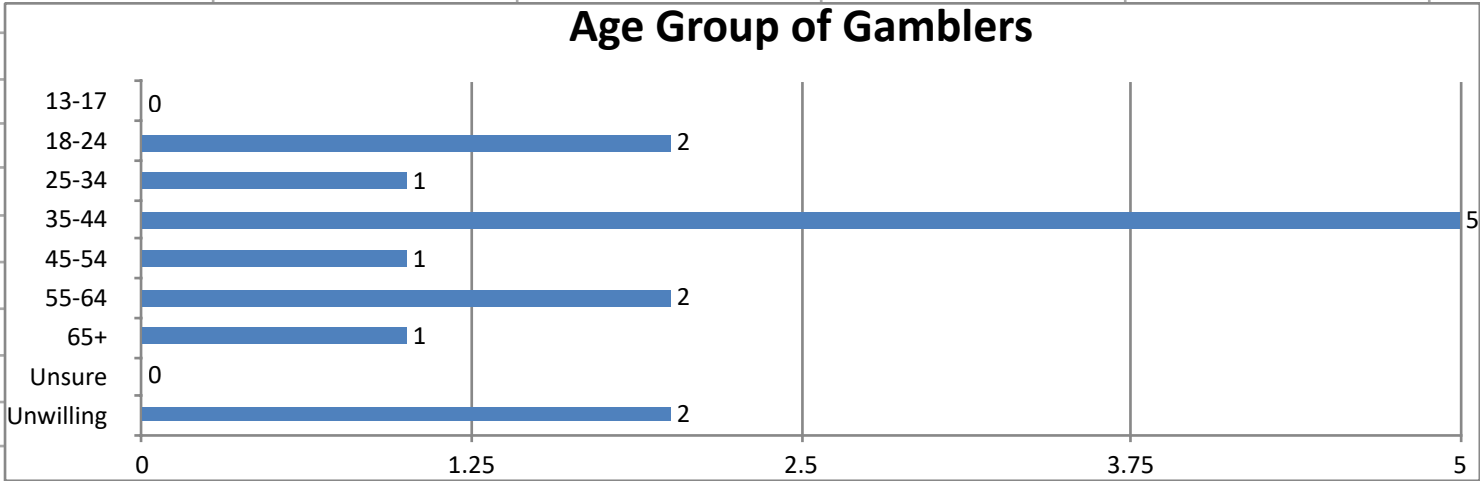
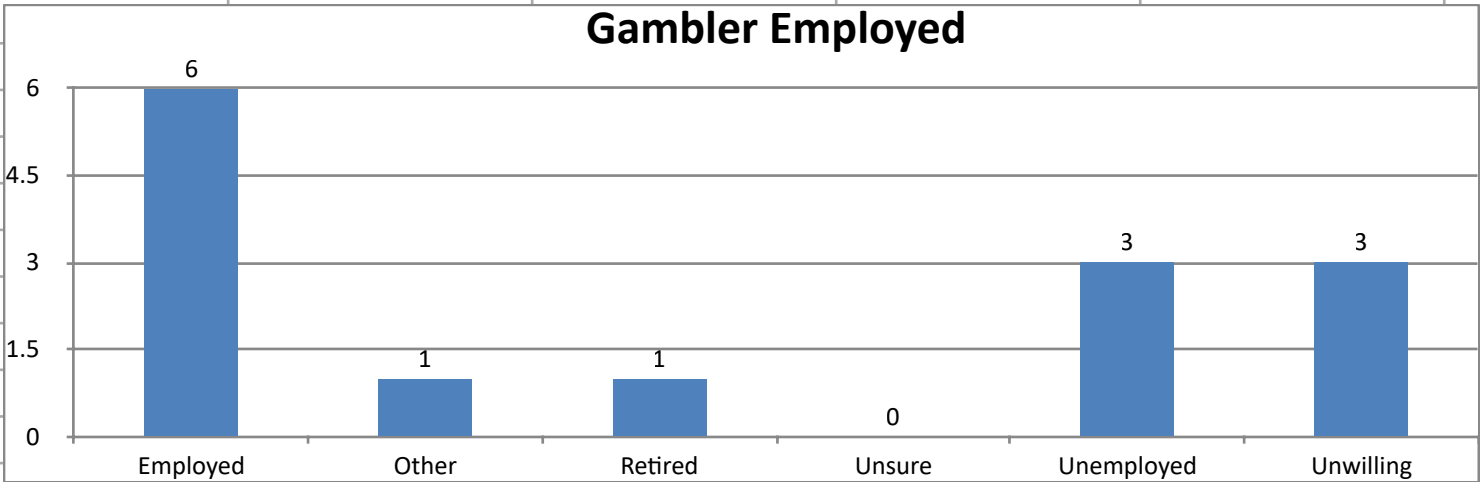
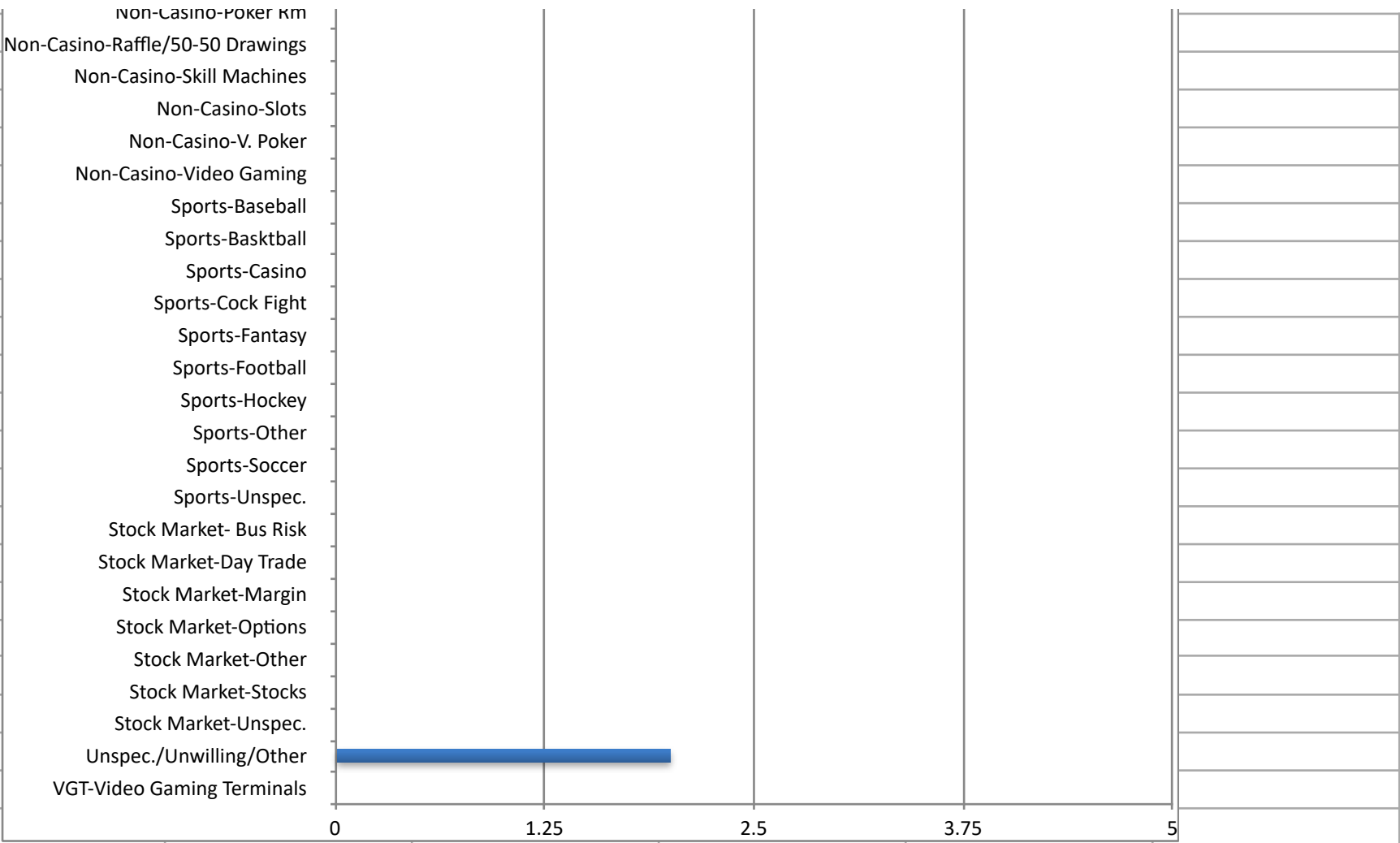
Problem Gamblers Helpline
Arkansas Report



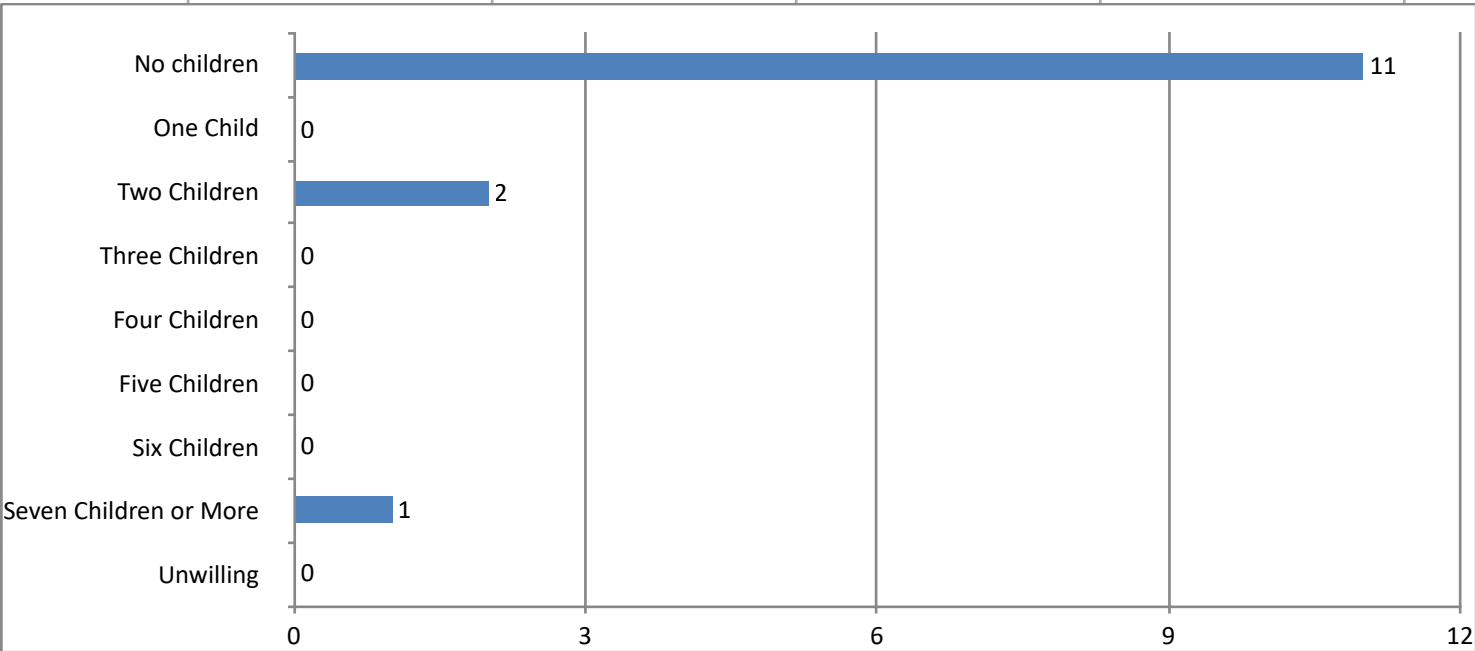
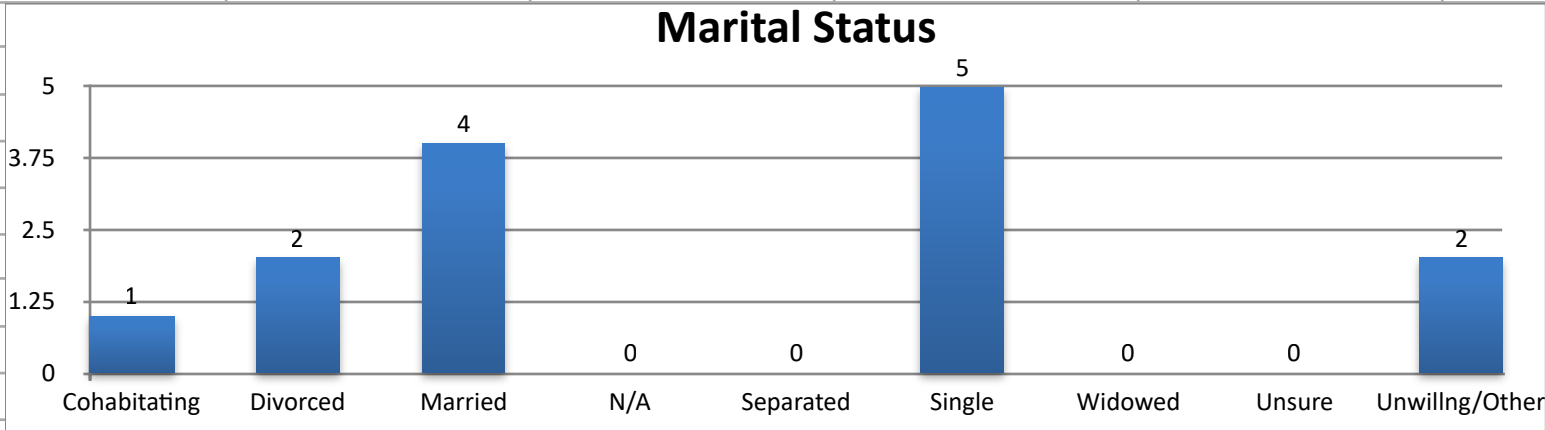
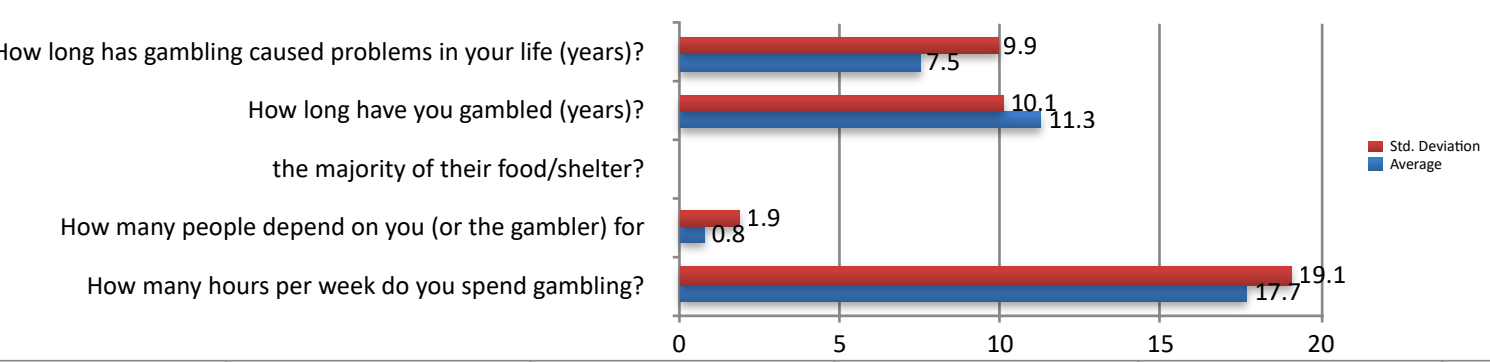
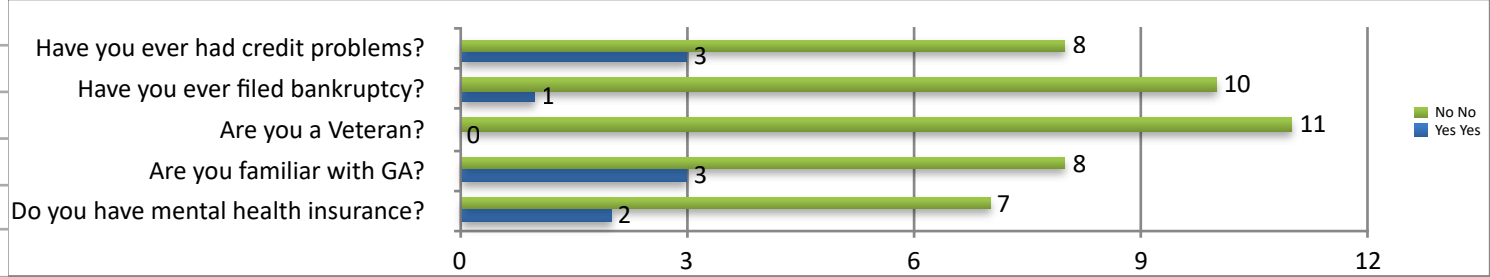
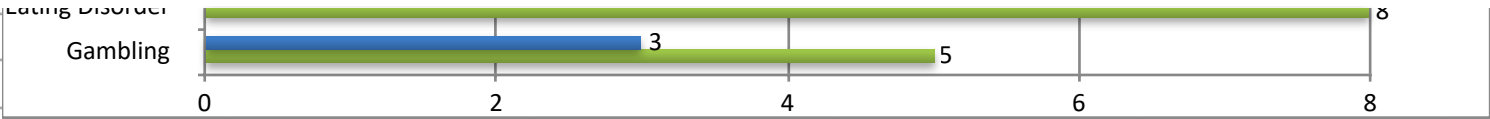
Problem Gamblers Helpline
Arkansas Report



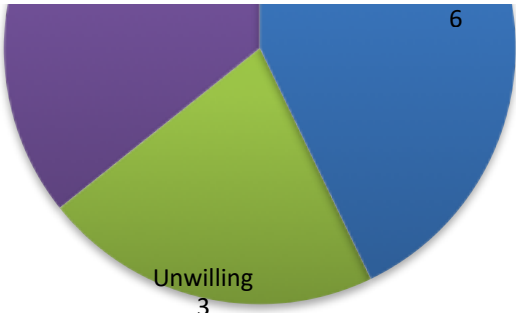
Problem Gamblers Helpline
Arkansas Report



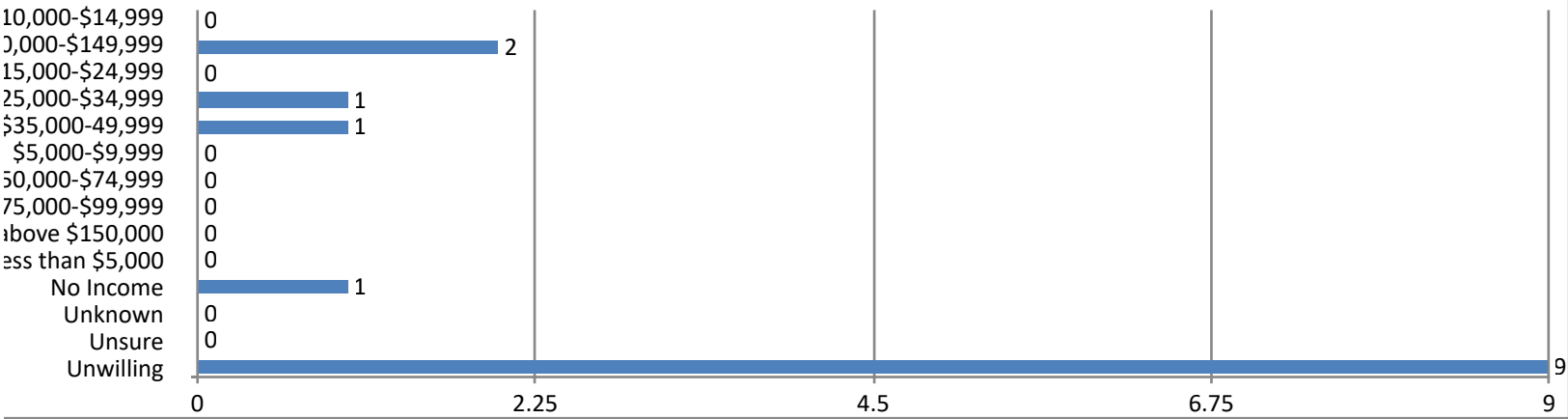
Problem Gamblers Helpline
Arkansas Report



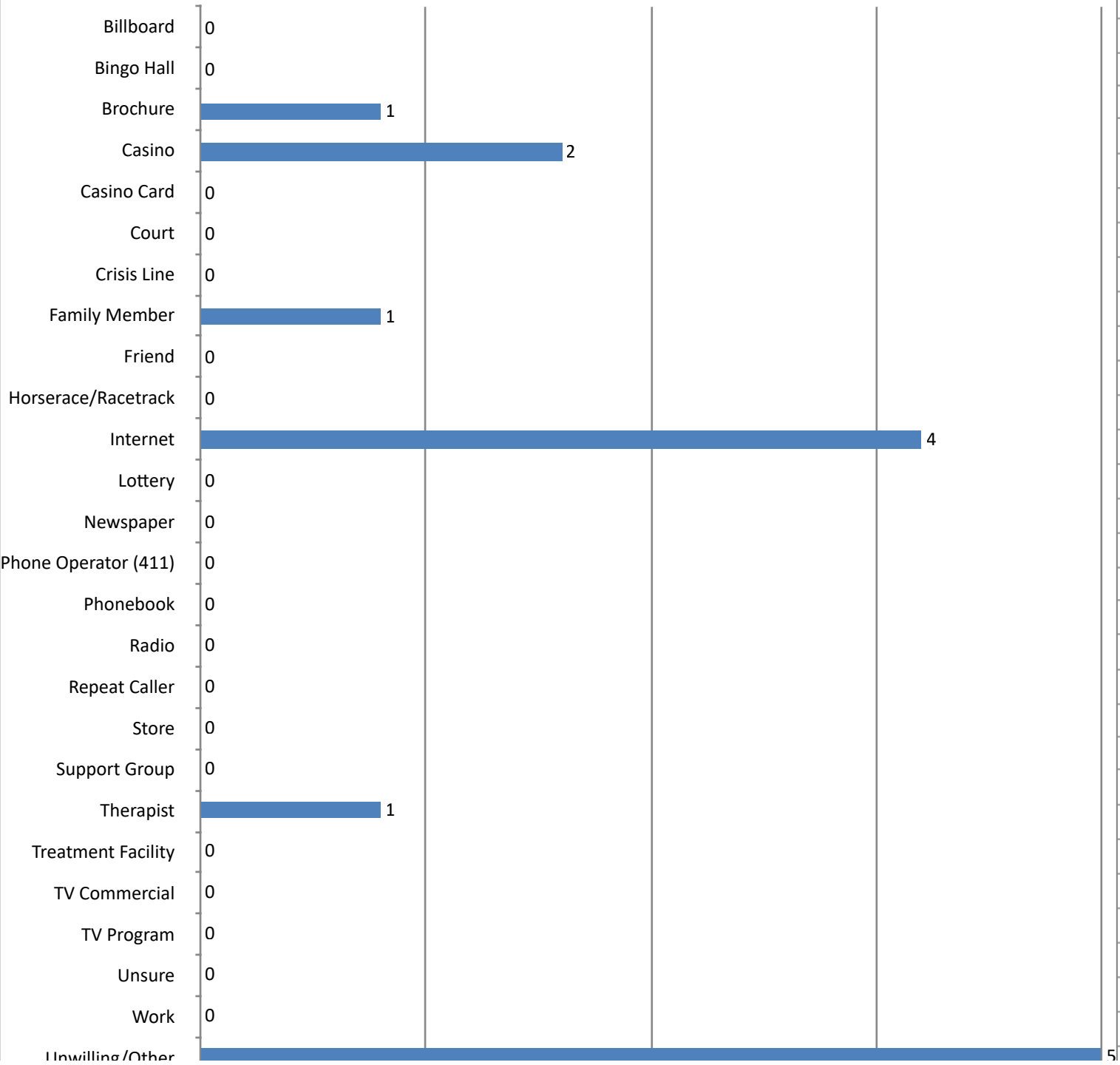
Problem Gamblers Helpline
Arkansas Report



Calls by Gambler Salary



How Caller Heard of the Helpline



Problem Gamblers Helpline Arkansas Report

[illegible]

ARKANSAS