


**Problem Gamblers Helpline  
Arkansas Report**

**Problem Gamblers Helpline 3/1/2013-3/31/2013 Arkansas Report**


**Total Calls 824**  
**Total LACG Intakes 15**

Call Type	Call Type	Average Type
Casino	310	37.6%
Hang ups	130	15.8%
LACG Intakes	15	1.8%
Lottery	265	32.2%
Other	3	0.4%
Wrong #	101	12.3%



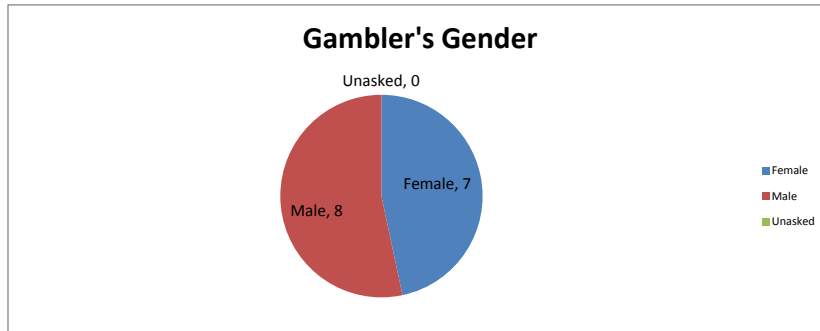
Suicide	Suicide	Average Suicidal
No	15	100%
Past	0	0%
Present	0	0%

Caller's Subject	Caller's Subject	Average Relationship
Clients	1	7%
Family Members	1	7%
Father	0	0%
Friend	1	7%
Husband/Male sig other	1	7%
Mother	2	13%
Self	9	60%
Unknown	0	0%
Wife/Female sig other	0	0%

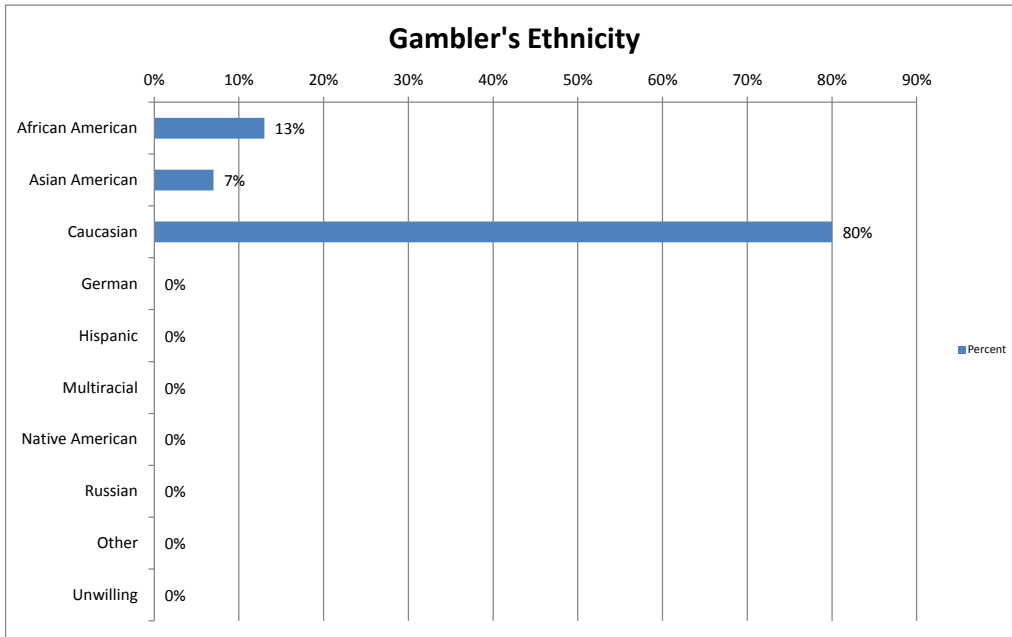


**Problem Gamblers Helpline  
Arkansas Report**

Gambler's Gender	Gambler's Gender	Average Gender
Female	7	47%
Male	8	53%
Unasked	0	0%

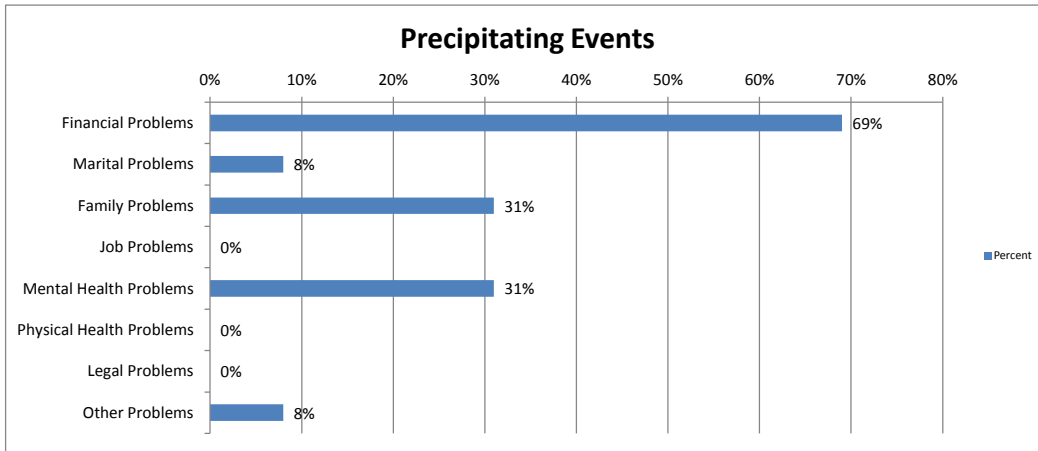


Ethnicity of Gambler	Percent	Calls
African American	13%	2
Asian American	7%	1
Caucasian	80%	12
German	0%	0
Hispanic	0%	0
Multiracial	0%	0
Native American	0%	0
Russian	0%	0
Other	0%	0
Unwilling	0%	0



**Problem Gamblers Helpline  
Arkansas Report**

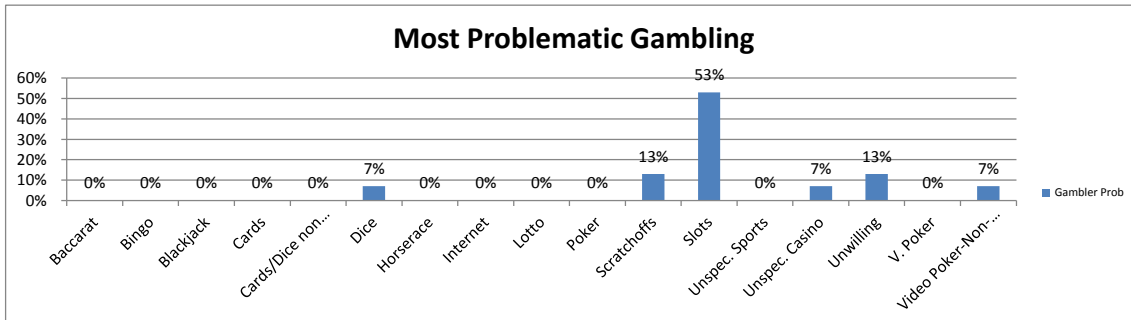
Precipitating Event	Percent	Calls
Financial Problems	69%	9
Marital Problems	8%	1
Family Problems	31%	4
Job Problems	0%	0
Mental Health Problems	31%	4
Physical Health Problems	0%	0
Legal Problems	0%	0
Other Problems	8%	1



\* Percent greater than 100 because many individuals indicated more than one problem area.

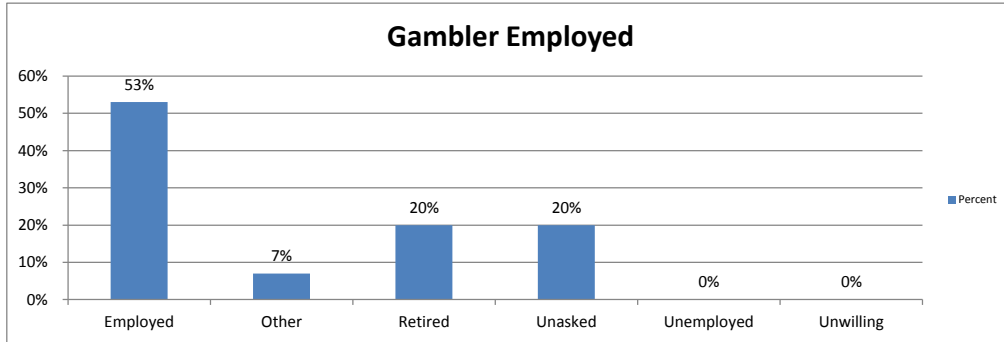
The percent associated with each type of gambling indicates what percent of all the callers indicated that form of gambling was a problem for them.

Most Problematic Gambling	Gambler Prob	Calls
Baccarat	0%	0
Bingo	0%	0
Blackjack	0%	0
Cards	0%	0
Cards/Dice non casino	0%	0
Dice	7%	1
Horserace	0%	0
Internet	0%	0
Lotto	0%	0
Poker	0%	0
Scratchoffs	13%	2
Slots	53%	8
Unspec. Sports	0%	0
Unspec. Casino	7%	1
Unwilling	13%	2
V. Poker	0%	0
Video Poker-Non-Casino	7%	1

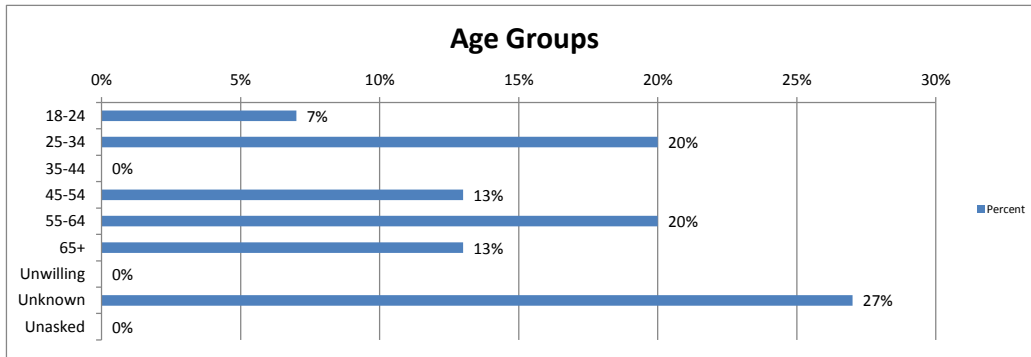


**Problem Gamblers Helpline  
Arkansas Report**

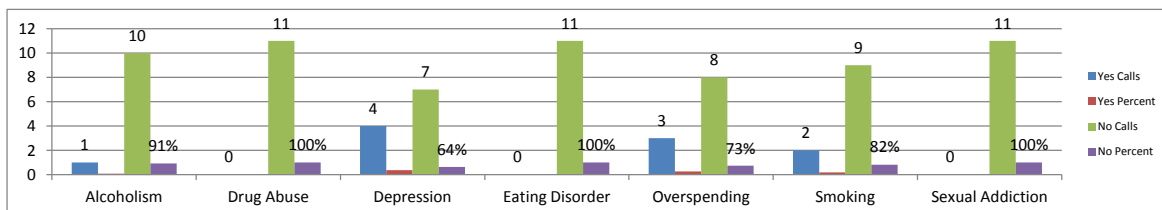
Gambler Employed	Percent	Calls by Gambler
Employed	53%	8
Other	7%	1
Retired	20%	3
Unasked	20%	3
Unemployed	0%	0
Unwilling	0%	0



Age Group of Gamblers	Percent	Calls
18-24	7%	1
25-34	20%	3
35-44	0%	0
45-54	13%	2
55-64	20%	3
65+	13%	2
Unwilling	0%	0
Unknown	27%	4
Unasked	0%	0



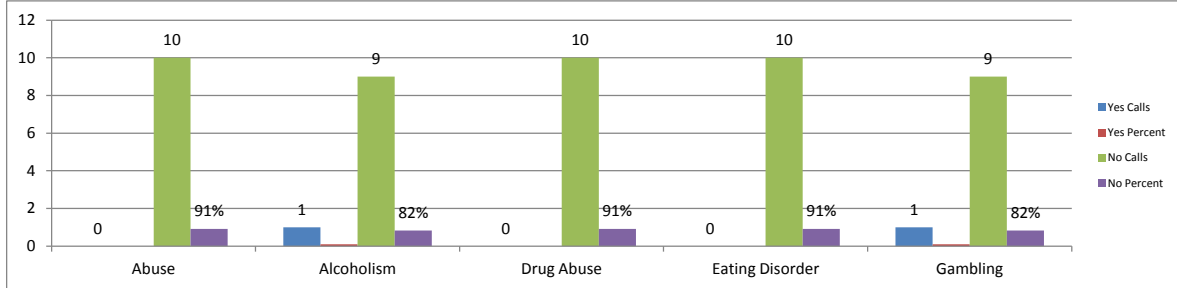
Other Problems Identified	Calls	Yes		No	
		Percent	Calls	Percent	Calls
Alcoholism	1	9%	10	91%	10
Drug Abuse	0	0%	11	100%	11
Depression	4	36%	7	64%	7
Eating Disorder	0	0%	11	100%	11
Overspending	3	27%	8	73%	8
Smoking	2	18%	9	82%	9
Sexual Addiction	0	0%	11	100%	11



**Problem Gamblers Helpline  
Arkansas Report**

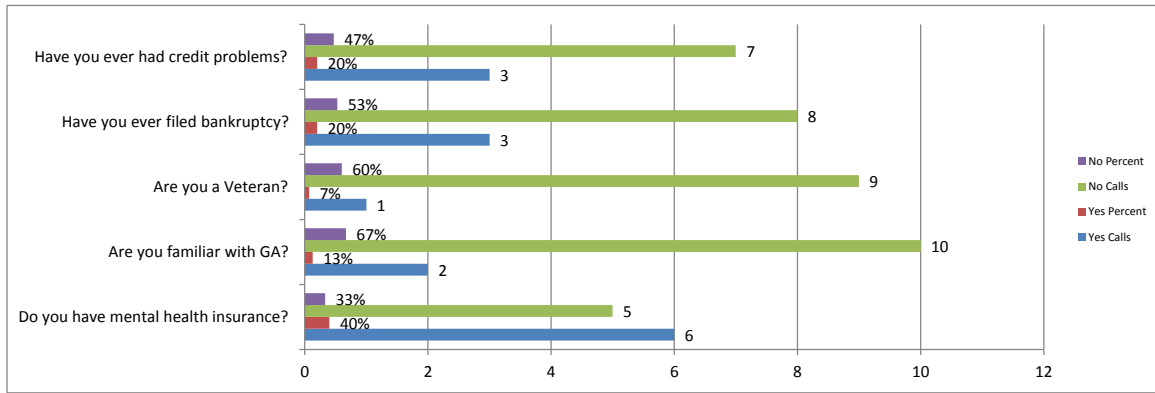
**Problems Identified in Family**

	Yes		No	
	Calls	Percent	Calls	Percent
Abuse	0	0%	10	91%
Alcoholism	1	9%	9	82%
Drug Abuse	0	0%	10	91%
Eating Disorder	0	0%	10	91%
Gambling	1	9%	9	82%



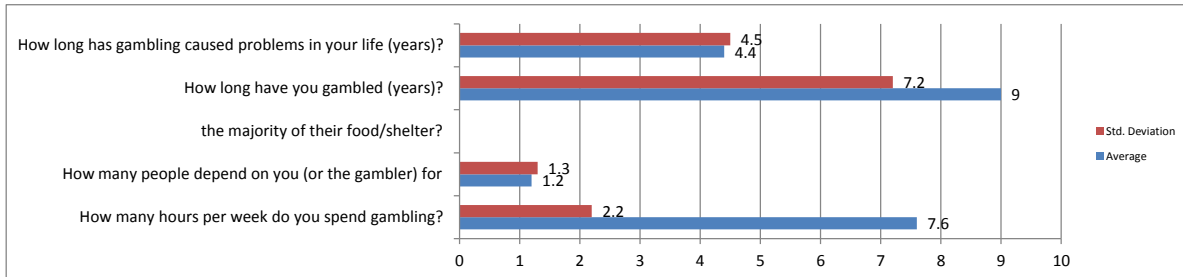
**Misc Questions**

	Yes		No	
	Calls	Percent	Calls	Percent
Do you have mental health insurance?	6	40%	5	33%
Are you familiar with GA?	2	13%	10	67%
Are you a Veteran?	1	7%	9	60%
Have you ever filed bankruptcy?	3	20%	8	53%
Have you ever had credit problems?	3	20%	7	47%



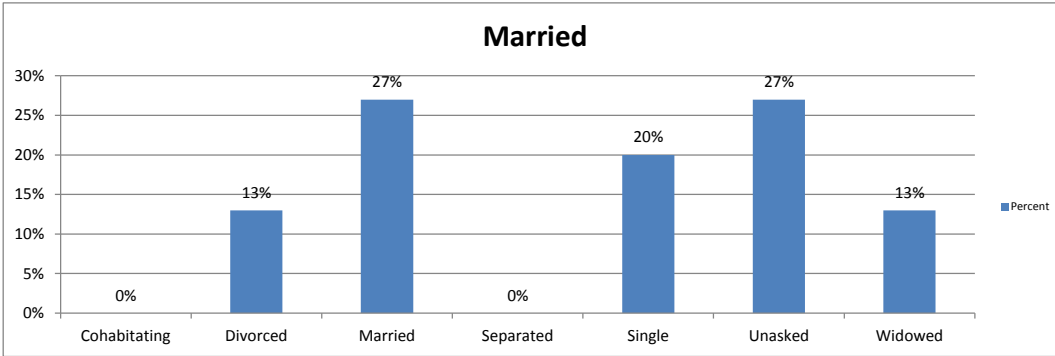
**Gambling Activity Questions**

	Average	Std. Deviation
How many hours per week do you spend gambling?	7.6	2.2
How many people depend on you (or the gambler) for the majority of their food/shelter?	1.2	1.3
How long have you gambled (years)?	9	7.2
How long has gambling caused problems in your life (years)?	4.4	4.5

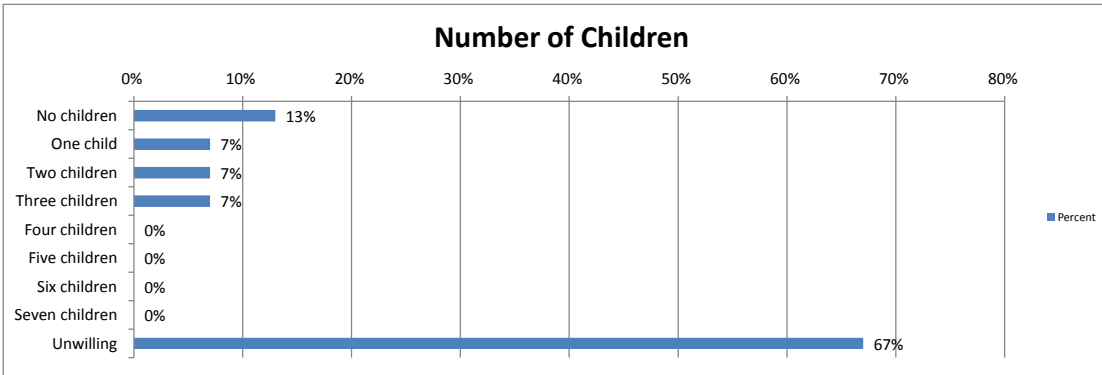


**Problem Gamblers Helpline  
Arkansas Report**

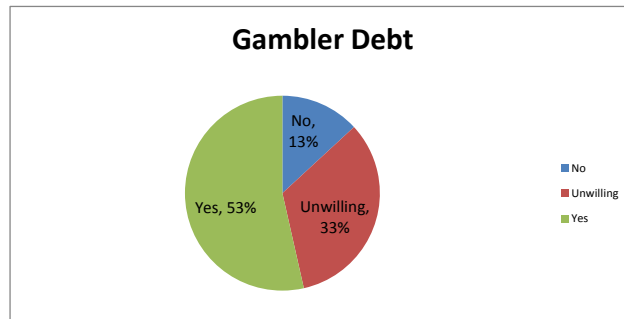
Marital Status	Percent	Calls
Cohabiting	0%	0
Divorced	13%	2
Married	27%	4
Separated	0%	0
Single	20%	3
Unasked	27%	4
Widowed	13%	2



Number of Children	Percent	Calls
No children	13%	2
One child	7%	1
Two children	7%	1
Three children	7%	1
Four children	0%	0
Five children	0%	0
Six children	0%	0
Seven children	0%	0
Unwilling	67%	10

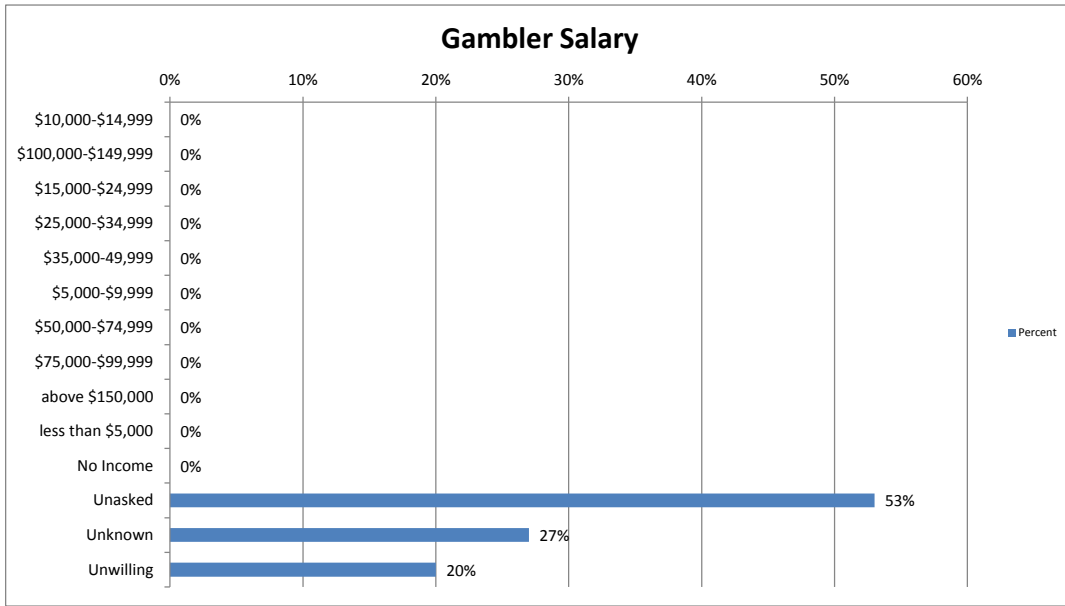


Gambler Debt	Percent	Calls
No	13%	2
Unwilling	33%	5
Yes	53%	8



**Problem Gamblers Helpline  
Arkansas Report**

<b>Calls by Gambler Salary</b>	<b>Percent</b>	<b>Calls</b>
\$10,000-\$14,999	0%	0
\$100,000-\$149,999	0%	0
\$15,000-\$24,999	0%	0
\$25,000-\$34,999	0%	0
\$35,000-49,999	0%	0
\$5,000-\$9,999	0%	0
\$50,000-\$74,999	0%	0
\$75,000-\$99,999	0%	0
above \$150,000	0%	0
less than \$5,000	0%	0
No Income	0%	0
Unasked	53%	8
Unknown	27%	4
Unwilling	20%	3



<b>How Caller Heard of Problem Gamblers Helpline</b>	<b>Percent</b>	<b>Calls</b>
ATM	0%	0
Billboard	7%	1
Bingo Hall	0%	0
Brochure	0%	0
Casino	13%	2
Casino Card	20%	3
Crisis Line	0%	0
EAP	0%	0
Family Member	0%	0
Friend	0%	0
Internet	0%	0
Lottery	20%	3
Payphone	0%	0
Phonebook	0%	0
Radio	7%	1
Therapist	7%	1
Treatment Facility	0%	0
TV Commercial	7%	1
Unsure	20%	3

**Problem Gamblers Helpline  
Arkansas Report**

