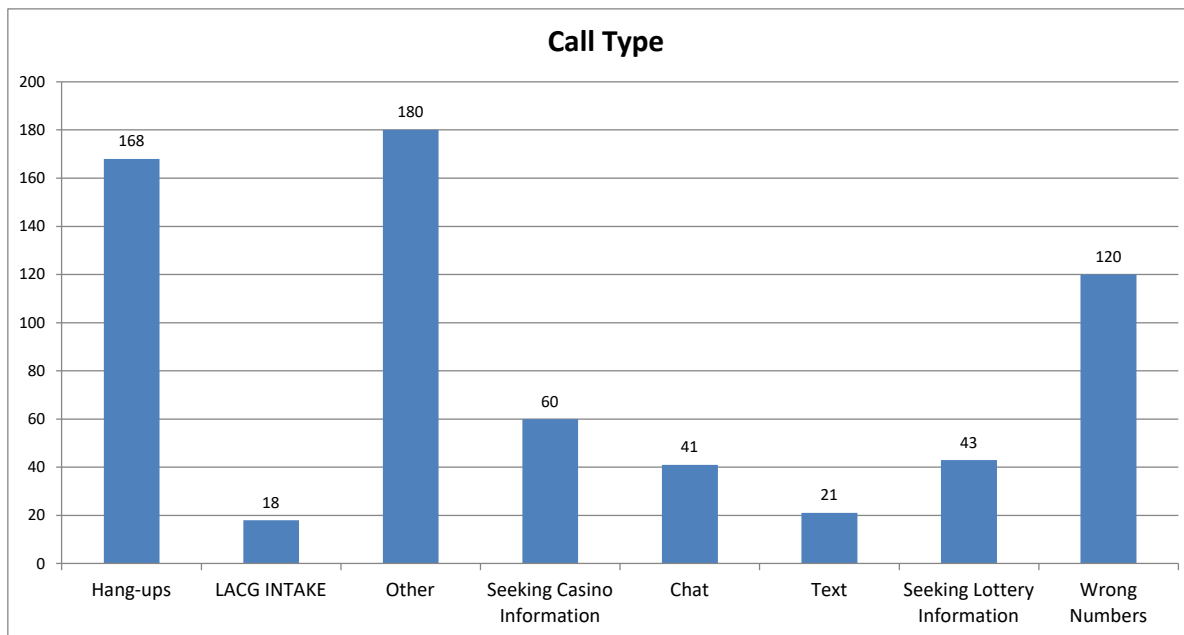


**Problem Gamblers Helpline
Arkansas Report**

Problem Gamblers Helpline 3/1/2026 - 3/31/2026 Arkansas Report

Total Calls 651
Total LACG Intakes 18

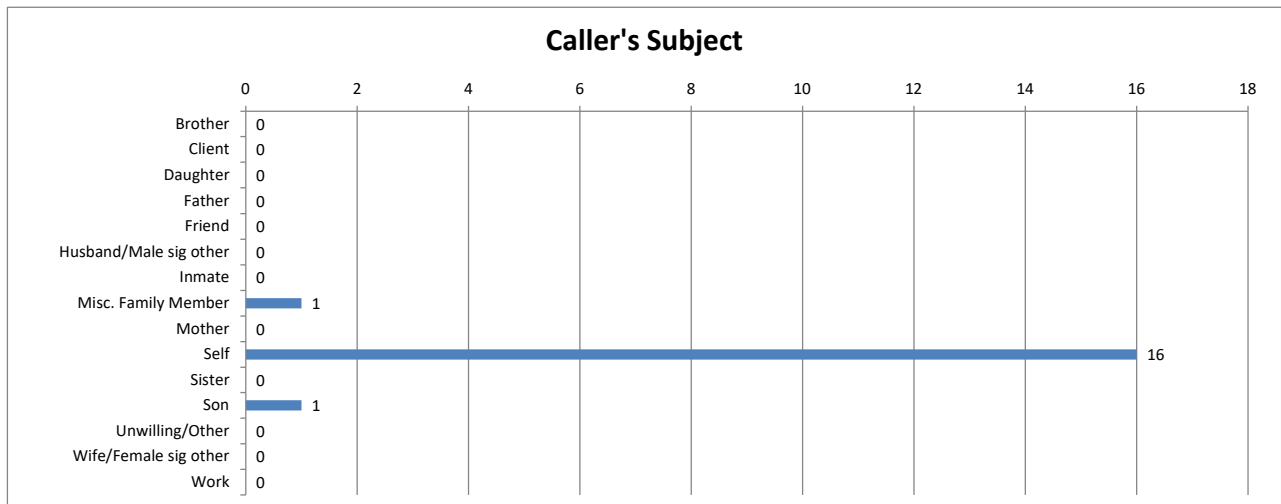
Call Type	Call Type	Average Type
Hang-ups	168	26%
LACG INTAKE	18	3%
Other	180	28%
Seeking Casino Information	60	9%
Chat	41	6%
Text	21	3%
Seeking Lottery Information	43	7%
Wrong Numbers	120	18%
Total	651	100%



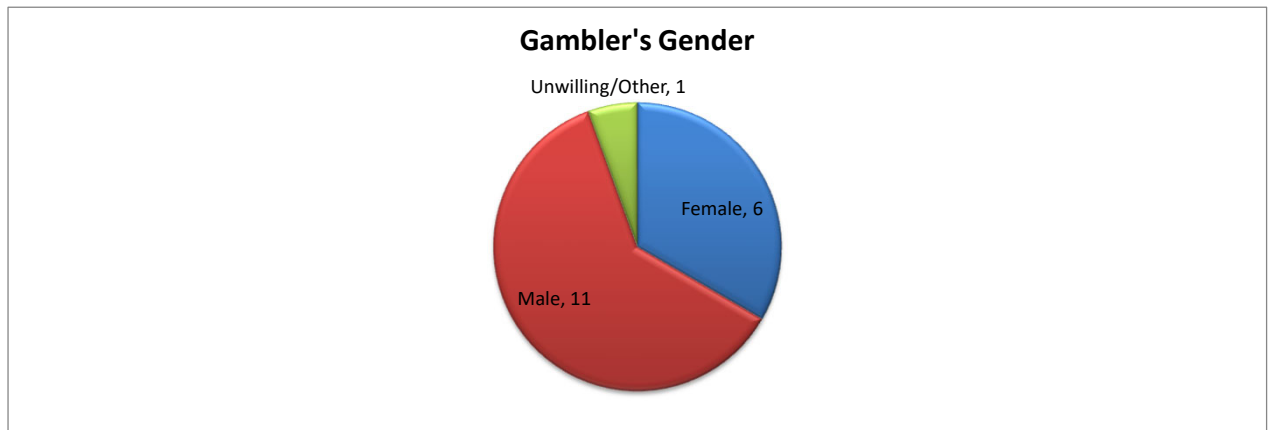
Suicide	Calls	Percent
No	16	89%
Past	1	6%
Present	1	6%
Total	18	100%

Caller's Subject	Calls	Percent
Brother	0	0%
Client	0	0%
Daughter	0	0%
Father	0	0%
Friend	0	0%
Husband/Male sig other	0	0%
Inmate	0	0%
Misc. Family Member	1	6%
Mother	0	0%
Self	16	89%
Sister	0	0%
Son	1	6%
Unwilling/Other	0	0%
Wife/Female sig other	0	0%
Work	0	0%
Total	18	100%

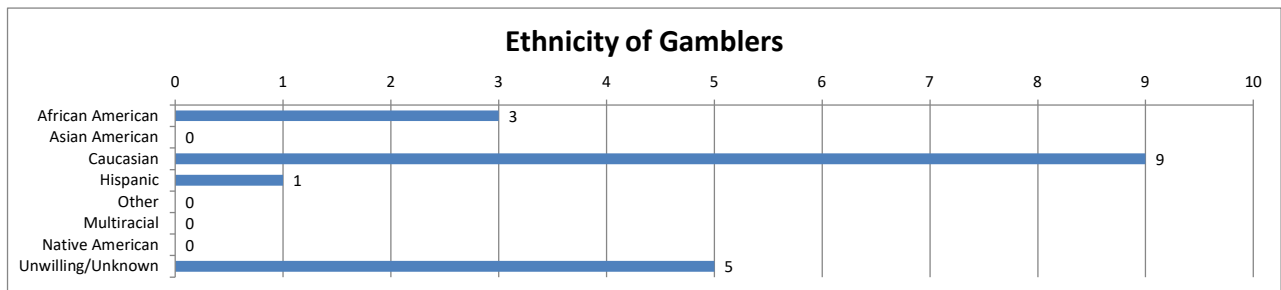
**Problem Gamblers Helpline
Arkansas Report**



Gambler's Gender	Calls	Percent
Female	6	33%
Male	11	61%
Unwilling/Other	1	6%
Total	18	100%



Ethnicity of Gambler	Calls	Percent
African American	3	17%
Asian American	0	0%
Caucasian	9	50%
Hispanic	1	6%
Other	0	0%
Multiracial	0	0%
Native American	0	0%
Unwilling/Unknown	5	28%
Total	18	100%

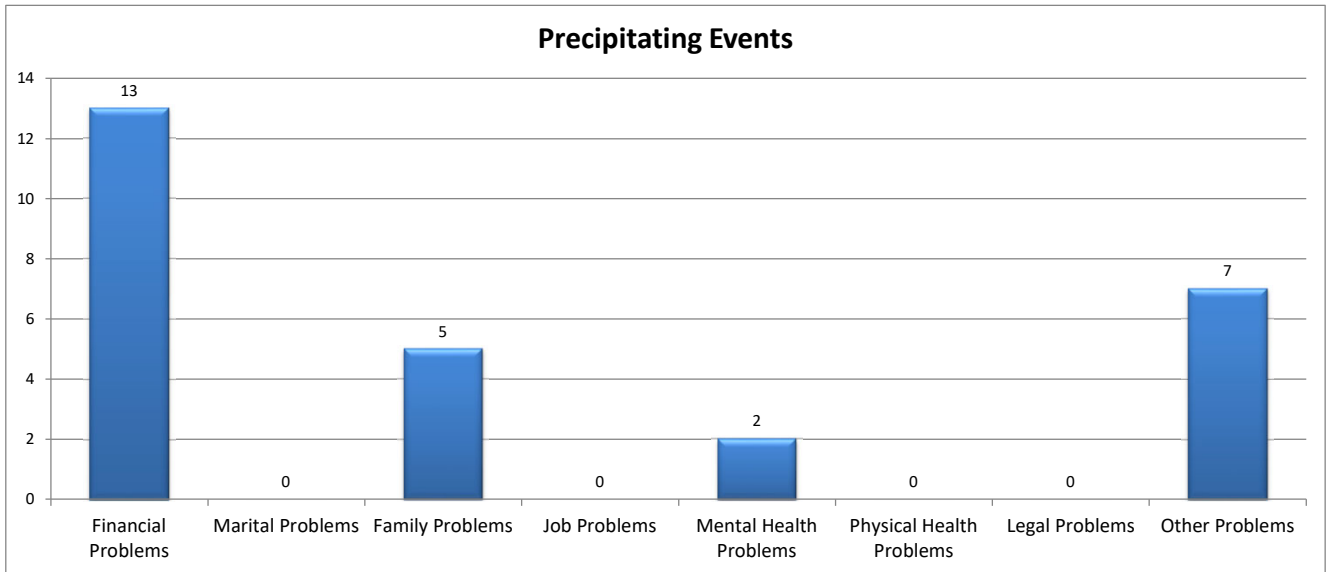


**Problem Gamblers Helpline
Arkansas Report**

Precipitating Event	Calls	Percent
Financial Problems	13	72%
Marital Problems	0	0%
Family Problems	5	28%
Job Problems	0	0%
Mental Health Problems	2	11%
Physical Health Problems	0	0%
Legal Problems	0	0%
Other Problems	7	39%

* Percent greater than 100 because many individuals indicated more than one problem area.

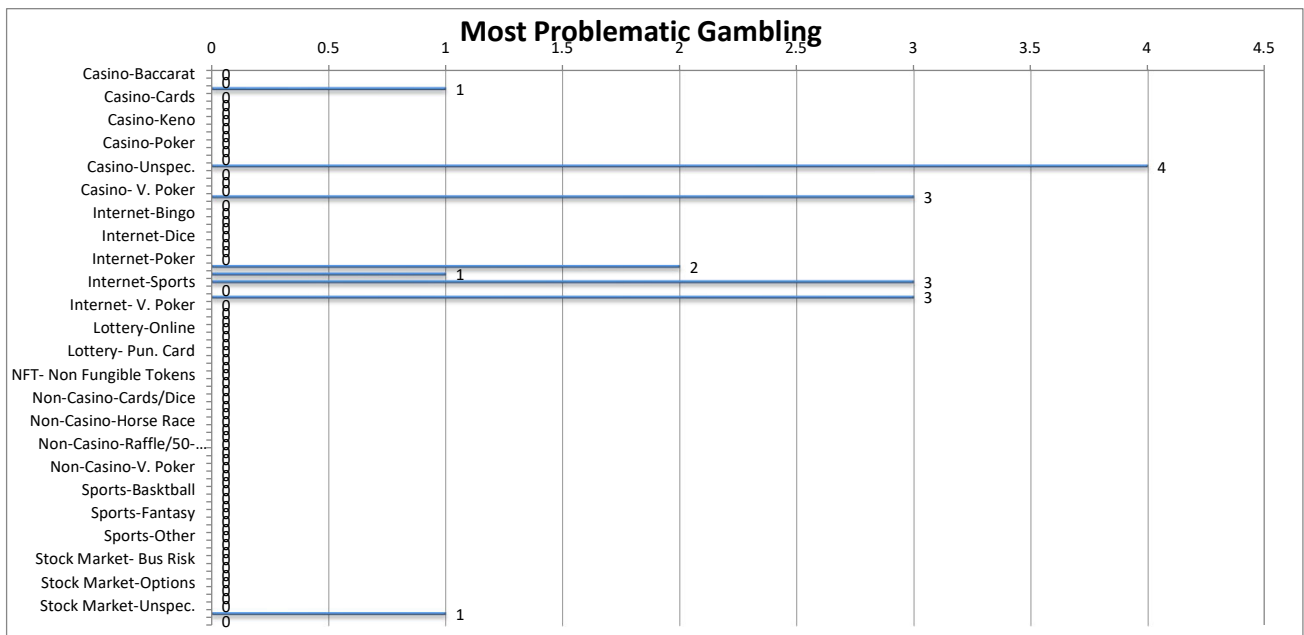
The percent associated with each type of gambling indicates what percent of all the callers indicated that form of gambling was a problem for them.



Most Problematic Gambling	Calls	Percent
Casino-Baccarat	0	0%
Casino-Bingo	0	0%
Casino-Blackjack	1	6%
Casino-Cards	0	0%
Casino-Dice	0	0%
Casino-Horserace	0	0%
Casino-Keno	0	0%
Casino-Other	0	0%
Casino-Pari-mut	0	0%
Casino-Poker	0	0%
Casino-Roulette	0	0%
Casino-Sports	0	0%
Casino-Unspec.	4	22%
Casino-Unwilling	0	0%
Casino- V. Keno	0	0%
Casino- V. Poker	0	0%
Casino-Slots	3	17%
Internet-Baccarat	0	0%
Internet-Bingo	0	0%
Internet-Blackjack	0	0%
Internet- Crypto	0	0%
Internet-Dice	0	0%
Internet-Keno	0	0%
Internet-Lottery	0	0%
Internet-Poker	0	0%
Internet-Roulette	2	11%
Internet-Slots	1	6%
Internet-Sports	3	17%
Internet-Table Games	0	0%

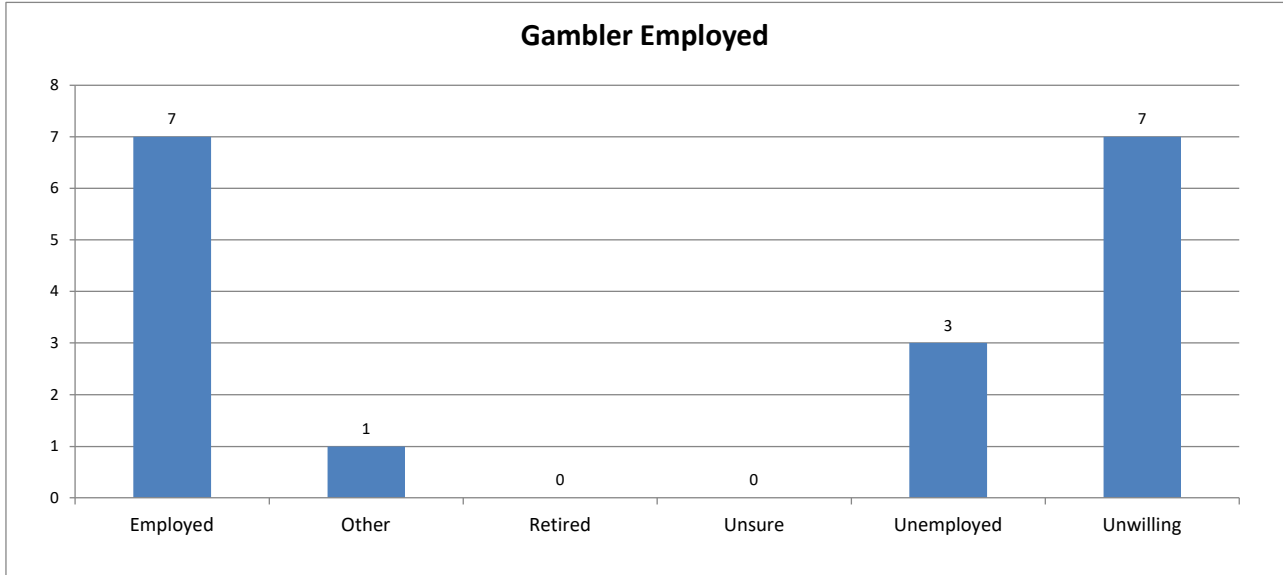
**Problem Gamblers Helpline
Arkansas Report**

Internet-Unspec.	3	17%
Internet- V. Poker	0	0%
Lottery-Lotto	0	0%
Lottery-Numbers	0	0%
Lottery-Online	0	0%
Lottery-Other	0	0%
Lottery- Pull Tab	0	0%
Lottery- Pun. Card	0	0%
Lottery-Scratch Offs	0	0%
Lottery-Sweeps	0	0%
NFT- Non Fungible Tokens	0	0%
Non-Casino-8-Liner	0	0%
Non-Casino-Bingo	0	0%
Non-Casino-Cards/Dice	0	0%
Non-Casino-Crypto	0	0%
Non-Casino-Dog Race	0	0%
Non-Casino-Horse Race	0	0%
Non-Casino-Internet	0	0%
Non-Casino-Poker Rm	0	0%
Non-Casino-Raffle/50-50 Drawings	0	0%
Non-Casino-Skill Machines	0	0%
Non-Casino-Slots	0	0%
Non-Casino-V. Poker	0	0%
Non-Casino-Video Gaming	0	0%
Sports-Baseball	0	0%
Sports-Basketball	0	0%
Sports-Casino	0	0%
Sports-Cock Fight	0	0%
Sports-Fantasy	0	0%
Sports-Football	0	0%
Sports-Hockey	0	0%
Sports-Other	0	0%
Sports-Soccer	0	0%
Sports-Unspec.	0	0%
Stock Market- Bus Risk	0	0%
Stock Market-Day Trade	0	0%
Stock Market-Margin	0	0%
Stock Market-Options	0	0%
Stock Market-Other	0	0%
Stock Market-Stocks	0	0%
Stock Market-Unspec.	0	0%
Unspec./Unwilling/Other	1	6%
VGT-Video Gaming Terminals	0	0%
Total	18	100%

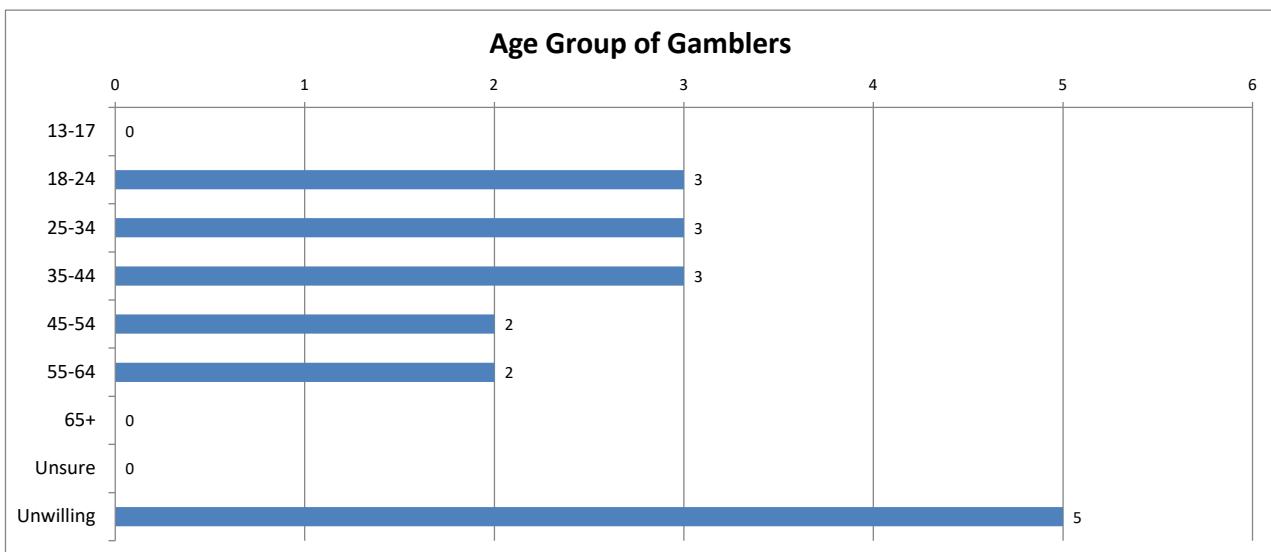


**Problem Gamblers Helpline
Arkansas Report**

Gambler Employed	Calls	Percent
Employed	7	39%
Other	1	6%
Retired	0	0%
Unsure	0	0%
Unemployed	3	17%
Unwilling	7	39%
Total	18	100%




Age Group of Gamblers	Calls	Percent
13-17	0	0%
18-24	3	17%
25-34	3	17%
35-44	3	17%
45-54	2	11%
55-64	2	11%
65+	0	0%
Unsure	0	0%
Unwilling	5	28%
Total	18	100%

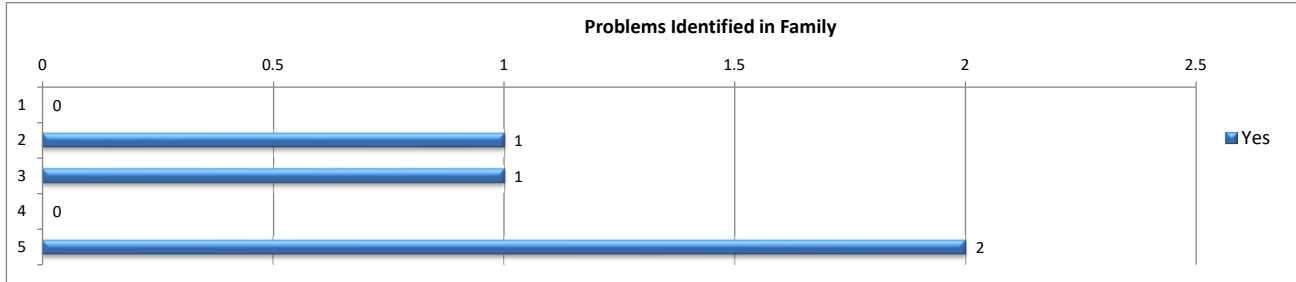


**Problem Gamblers Helpline
Arkansas Report**

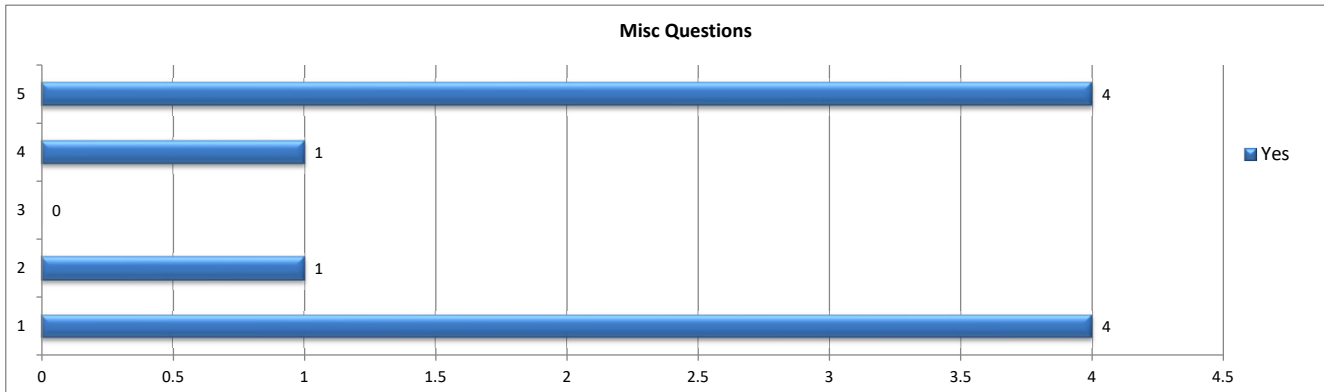
Other Problems Identified	Yes		No	
	Yes	Percentage	No	Percentage
Alcoholism	2	11.1%	9	50.0%
Drug Abuse	1	5.6%	10	55.6%
Depression	4	22.2%	7	38.9%
Eating Disorder	0	0.0%	11	61.1%
Overspending	2	11.1%	10	55.6%
Smoking	3	16.7%	9	50.0%
Sexual Addiction	0	0.0%	11	61.1%



Problems Identified in Family	Yes		No	
	Yes	Percentage	No	Percentage
Abuse	0	0.0%	9	50.0%
Alcoholism	1	5.6%	8	44.4%
Drug Abuse	1	5.6%	8	44.4%
Eating Disorder	0	0.0%	9	50.0%
Gambling	2	11.1%	9	50.0%

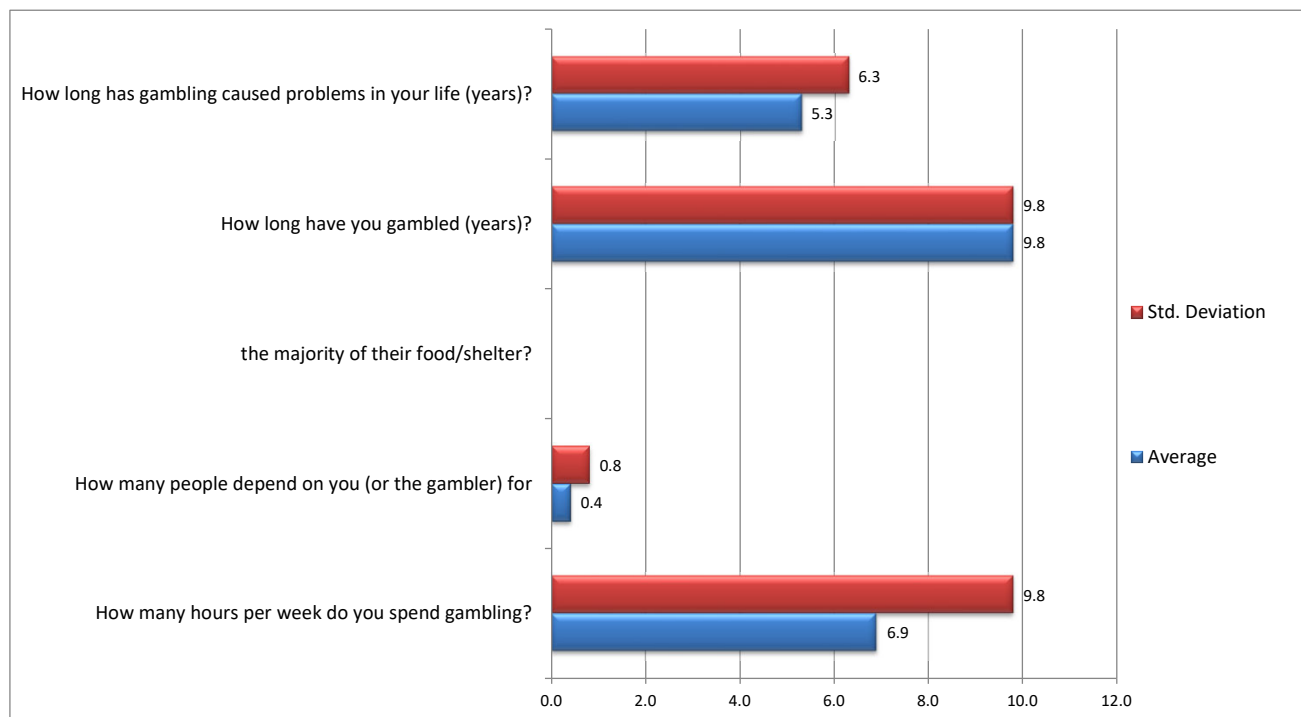


Misc Questions	Yes		No	
	Yes	Percentage	No	Percentage
Do you have mental health insurance?	4	22%	5	28%
Are you familiar with GA?	1	6%	10	56%
Are you a Veteran?	0	0%	10	56%
Have you ever filed bankruptcy?	1	6%	9	50%
Have you ever had credit problems?	4	22%	7	39%

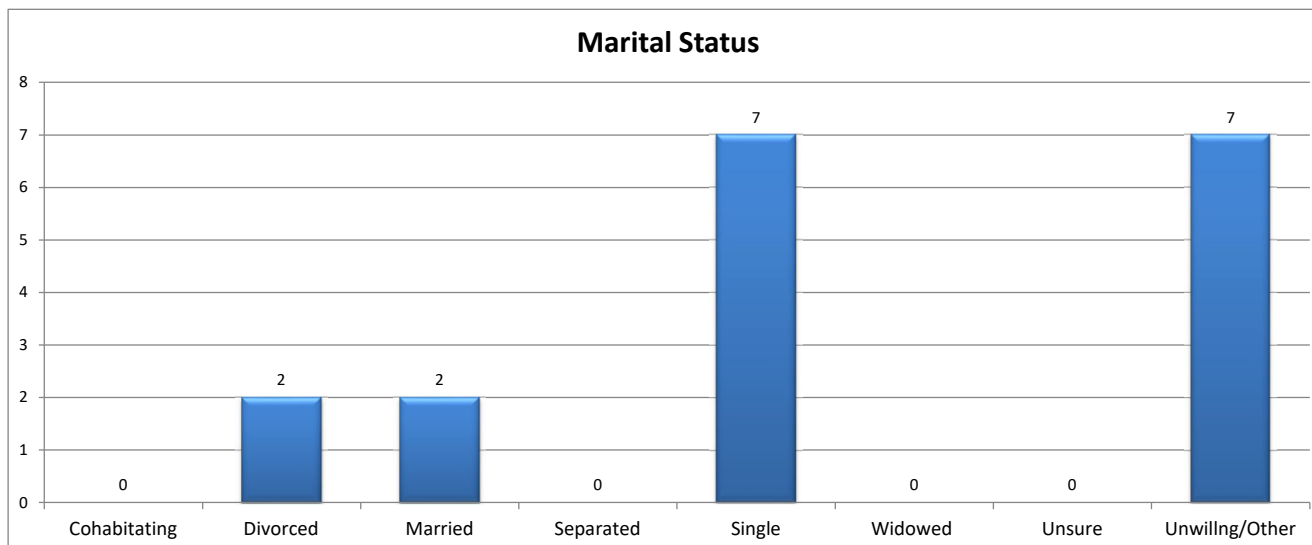


**Problem Gamblers Helpline
Arkansas Report**

Gambling Activity	Average	Std. Deviation
How many hours per week do you spend gambling?	6.9	9.8
How many people depend on you (or the gambler) for the majority of their food/shelter?	0.4	0.8
How long have you gambled (years)?	9.8	9.8
How long has gambling caused problems in your life (years)?	5.3	6.3

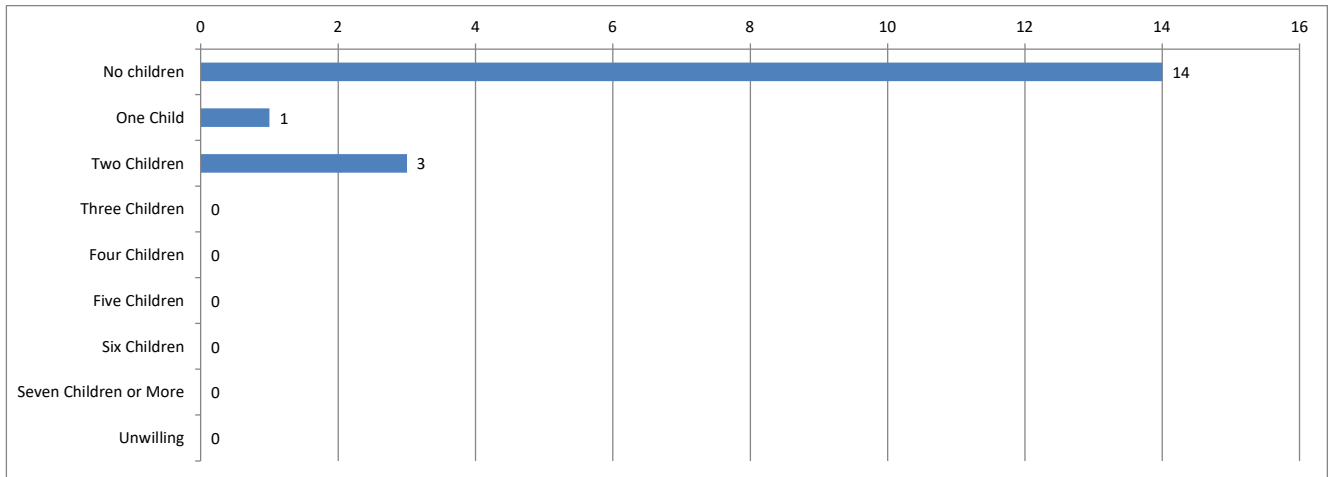


Marital Status	Calls	Percent
Cohabiting	0	0%
Divorced	2	11%
Married	2	11%
Separated	0	0%
Single	7	39%
Widowed	0	0%
Unsure	0	0%
Unwilling/Other	7	39%
Total	18	100%

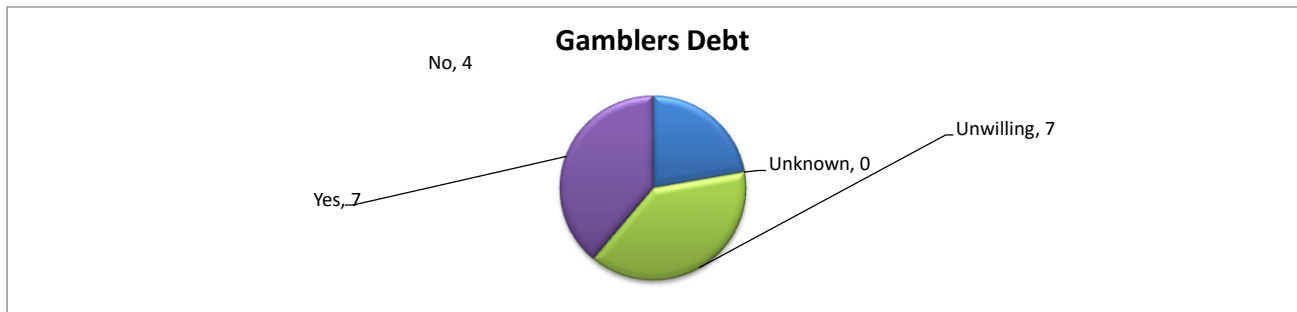


**Problem Gamblers Helpline
Arkansas Report**

Number of Children	Calls	Percent
No children	14	78%
One Child	1	6%
Two Children	3	17%
Three Children	0	0%
Four Children	0	0%
Five Children	0	0%
Six Children	0	0%
Seven Children or More	0	0%
Unwilling	0	0%
Total	18	100%




Gamblers Debt	Calls	Percent
No	4	22%
Unknown	0	0%
Unwilling	7	39%
Yes	7	39%
Total	18	100%



Calls by Gambler Salary	Calls	Percent
\$10,000-\$14,999	0	0%
\$100,000-\$149,999	1	6%
\$15,000-\$24,999	1	6%
\$25,000-\$34,999	1	6%
\$35,000-49,999	1	6%
\$5,000-\$9,999	0	0%
\$50,000-\$74,999	1	6%
\$75,000-\$99,999	1	6%
above \$150,000	0	0%
less than \$5,000	0	0%
No Income	1	6%
Unknown	0	0%
Unsure	0	0%
Unwilling	11	61%
Total	18	100%

**Problem Gamblers Helpline
Arkansas Report**



How Caller Heard of Problem Gamblers Helpline	Calls	Percent
Billboard	0	0%
Bingo Hall	0	0%
Brochure	0	0%
Casino	2	11%
Casino Card	0	0%
Court	0	0%
Crisis Line	0	0%
ESPN Mobile	0	0%
Family Member	1	6%
Friend	0	0%
Horserace/Racetrack	0	0%
Internet	7	39%
Lottery	0	0%
Newspaper	0	0%
Phone Operator (411)	0	0%
Phonebook	0	0%
Radio	0	0%
Repeat Caller	0	0%
Store	0	0%
Support Group	0	0%
Therapist	0	0%
Treatment Facility	0	0%
TV Commercial	0	0%
TV Program	0	0%
Unsure	0	0%
Work	0	0%
Unwilling/Other	8	44%
Total	18	100%

Problem Gamblers Helpline
Arkansas Report

