

Arkansas Call Report (ACR23)

Date	Intakes	Hang ups	Casino	Lottery	Wrong #	Other	Total
6/1/23	2	1	4	4	4	1	16
6/2/23	0	1	3	4	2	0	10
6/3/23	0	6	4	0	3	1	14
6/4/23	0	3	3	4	5	0	15
6/5/23	0	1	2	2	9	2	16
6/6/23	0	4	4	1	6	1	16
6/7/23	0	7	3	3	2	0	15
6/8/23	0	1	2	4	3	1	11
6/9/23	0	3	2	0	5	1	11
6/10/23	0	2	1	3	1	2	9
6/11/23	1	1	5	1	3	0	11
6/12/23	4	3	3	6	4	0	20
6/13/23	0	1	2	1	5	3	12
6/14/23	0	1	3	1	4	0	9
6/15/23	2	1	1	1	5	1	11
6/16/23	0	0	2	0	3	0	5
6/17/23	0	0	1	1	0	0	2
6/18/23	0	2	3	1	2	1	9
6/19/23	0	2	1	5	2	0	10
6/20/23	2	5	0	1	3	2	13
6/21/23	0	5	2	0	2	0	9
6/22/23	0	2	2	1	1	0	6
6/23/23	0	2	4	0	6	0	12
6/24/23	1	0	2	2	2	1	8
6/25/23	0	5	3	1	3	0	12
6/26/23	2	5	2	5	10	1	25
6/27/23	0	3	1	3	3	2	12
6/28/23	0	1	2	2	6	2	13
6/29/23	1	1	4	0	5	0	11
6/30/23	0	6	1	0	2	1	10
Total	15	75	72	57	111	23	353

Arkansas Intake Data Report (AIDR23)

	Call Date Start	Time Start	Time End	Duration
1	06/01/2023	15:21:08	15:32:58	00:11:50
2	06/01/2023	20:56:02	20:56:52	00:00:50
3	06/11/2023	09:52:20	09:59:35	00:07:15
4	06/12/2023	07:50:41	08:03:57	00:13:16
5	06/12/2023	09:21:11	10:29:08	01:07:57
6	06/12/2023	11:38:02	11:52:04	00:14:02
7	06/12/2023	15:32:39	16:03:40	00:31:01
8	06/15/2023	08:44:37	09:16:37	00:32:00
9	06/15/2023	19:26:44	19:34:05	00:07:21
10	06/20/2023	11:19:08	11:34:22	00:15:14
11	06/20/2023	14:10:11	13:24:27	-0:45:44
12	06/24/2023	13:08:01	13:21:01	00:13:00
13	06/26/2023	17:37:06	20:09:42	02:32:36
14	06/26/2023	17:49:43	18:07:37	00:17:54
15	06/29/2023	21:14:47	21:31:41	00:16:54

HS Name	Repeat Caller	Opening Words	Callers Location
John Jackson	No	Is this who you call if	In Vehicle (driving)
Charles Jones	No	I need to vent to	Home
Sharika Mitchell	Yes	I need a meeting to go	In Vehicle (driving)
J'Andria Jaggars	No	I'm looking to ban	Home
Sharon Hoston	No	What do you do if you	Unwilling
Sharika Mitchell	No	I think I dialed the	Home
Linda Jones	No	How do I get my	Home
Sharon Hoston	No	My sister has a	In Vehicle (driving)
John Jackson	No	I lost \$300 and my	Home
Lindsay Dowden	No	I'm calling about	Home
Linda Jones	No	I need help.	Home
Brittany Mays	No	I have a problem	Unwilling
J'Andria Jaggars	No	I want to get help for	Home
John Jackson	No	Is this the gambling	Home
Charles Jones	No	I need some help to	Home

Crisis Suicide	Suicide	Callers Gender	Callers Age Range
	No	Male	18-24
	No	Male	Unwilling
	No	Female	35-44
	No	Female	Unwilling
	No	Male	Unwilling
	No	Male	35-44
	No	Male	25-34
	No	Female	55-64
	No	Male	18-24
	No	Female	Unwilling
	No	Male	Unwilling
	No	Female	55-64
	No	Female	45-54
	No	Male	35-44
	No	Male	25-34

Callers Age	Callers City	Callers State	Callers County
24	West Point	Arkansas	White
Unwilling	Unwilling	Tennessee	Unwilling
35	Nampa	Idaho	Canyon
Unwilling	West Memphis	Arkansas	Crittenden
Unwilling	Unwilling	Arkansas	Unwilling
40	Little Rock	Arkansas	Pulaski
27	Jonesboro	Arkansas	Craighead
63	Romance	Arkansas	White
21	Sherwood	Arkansas	Pulaski
Unwilling	San Antonio	Texas	Bexar
Unwilling	Malvern	Arkansas	Hot Spring
57	Stuttgart	Arkansas	Arkansas
46	Bismarck	Arkansas	Hot Spring
41	Centerton	Arkansas	Benton
26	Fayetteville	Arkansas	Washington

Callers Ethnicity	Callers Subject	Gamblers Gender	Gambler Age
Caucasian	Friend	Male	24
African American	Self	Male	Unwilling
Caucasian	Self	Female	35
African American	Self	Female	Unwilling
Caucasian	family member	Male	Unwilling
African American	Self	Male	40
Caucasian	Self	Male	27
Caucasian	Sister	Female	68
Unwilling	Self	Male	21
Unwilling	Father	Male	90
Caucasian	Self	Male	Unwilling
Caucasian	Self	Female	57
Caucasian	Self	Female	46
Caucasian	Self	Male	41
Caucasian	Self	Male	26

Gambler Age Range	Gamblers Ethnicity	Gamblers City	Gamblers State
18-24	Caucasian	West Point	Arkansas
Unwilling	African American	Unwilling	Tennessee
35-44	Caucasian	Nampa	Idaho
Unwilling	African American	West Memphis	Arkansas
Unwilling	Caucasian	Unwilling	Arkansas
35-44	African American	Little Rock	Arkansas
25-34	Caucasian	Jonesboro	Arkansas
65+	Caucasian	Richmond	Texas
18-24	Unwilling	Sherwood	Arkansas
65+	Unwilling	San Antonio	Texas
Unwilling	Caucasian	Malvern	Arkansas
55-64	Caucasian	Stuttgart	Arkansas
45-54	Caucasian	Bismarck	Arkansas
35-44	Caucasian	Centerton	Arkansas
25-34	Caucasian	Fayetteville	Arkansas

Gamblers County	Gambling Location	Length of Gambling	Length of Problem
White	Store	2	1
Unwilling	Unwilling	0	0
Canyon	Casino	14	1
Crittenden	Casino	0	0
Unwilling	Non Casino-Other	0	0
Pulaski	Internet	5	1
Craighead	Casino	1	1
Fort Bend	Casino	0	0
Pulaski	Casino	5	1
Bexar	Unwilling	20	3
Hot Spring	Store	0	0
Arkansas	Internet	0	0
Hot Spring	Casino	25	1
Benton	Casino	24	2
Washington	Internet	4	1

Main GP	Casino Hours	Drinks Per Hour	Marital Status
Lottery - Scratch Offs	0	0	Married
Unspec./Unwilling/Ot	0	0	Single
Casino - Blackjack	24	0	Single
Casino - Other	0	0	Unwilling
VGT- Video Gaming	0	0	Unwilling
Internet - Sports	4	0	Single
Casino - Baccarat	3	0	Single
Casino - Slots	40	0	Divorced
Casino - Blackjack	0	0	Cohabiting
Unspec./Unwilling/Ot	0	0	Unwilling
Lottery - Scratch Offs	0	0	Unwilling
Internet - Slots	0	0	Married
Casino - Slots	30	2	Divorced
Casino - Slots	20	4	Divorced
Internet - Sports	3	0	Single

Gambler Children	Number of Children	Gambler Employed	Gambler Occupation
No	0	Employed	Asphalt
Unwilling	1	Unwilling	Unwilling
No	0	Employed	Service worker
Unwilling	0	Unwilling	Unwilling
Unwilling	0	Unwilling	Unwilling
Yes	1	UnEmployed	Unemployed
No	0	Employed	Casino--dealer
No	0	Employed	Chemist
No	0	Employed	Construction
Yes	0	Retired	Retired
Unwilling	0	Retired	retired
Unwilling	0	Unwilling	Unwilling
Yes	0	Employed	Dominoes
No	0	Employed	IT Program Manager
No	1	Employed	finance

EAP	Gambler Debt	Gambler Retired	Amount of Debt
No	No		none
No	Yes		\$251 - \$500
No	Yes		\$20,001 - \$30,000
No	Unwilling		Unwilling
	Unwilling		Unwilling
No	No		none
	Yes		\$5,001 - \$10,000
	Yes		Unsure
No	Unwilling		Unwilling
	Yes	Retired	\$5,001 - \$10,000
	Unwilling	Retired	Unwilling
	Yes		Unwilling
No	Yes		\$1,001 - \$5,000
Yes	Yes		\$20,001 - \$30,000
No	Yes		\$30,001 - \$50,000

Gambles Salary	OPG Alcohol	OPG Depression	OPG Drugs
Unwilling	Unwilling	Unwilling	Unwilling
Unwilling	Unwilling	Unwilling	Unwilling
\$35,000 - \$49,999	No	Yes	No
Unwilling	Unwilling	Unwilling	Unwilling
Unwilling	Unwilling	Unwilling	Unwilling
Unwilling	No	No	No
\$35,000 - \$49,999	No	No	No
Unwilling	No	No	No
Unwilling	Unwilling	Unwilling	Unwilling
Unwilling	No	Yes	No
Unwilling	Unwilling	Unwilling	Unwilling
Unwilling	Yes	No	No
Unwilling	No	Yes	No
\$100,000 - \$149,999	No	Yes	No
\$50,000 - \$74,999	No	Yes	No

OPG EatingDisorder	OPG Overspend	OPG Smoking	Veteran?
Unwilling	Unwilling	Unwilling	Unwilling
Unwilling	Unwilling	Unwilling	Unwilling
No	Yes	No	No
Unwilling	Unwilling	Unwilling	Unwilling
Unwilling	Unwilling	Unwilling	Unwilling
No	No	No	No
No	No	No	No
Yes	No	No	No
Unwilling	Unwilling	Unwilling	Unwilling
No	No	No	Yes
Unwilling	Unwilling	Unwilling	Unwilling
No	No	No	No
No	No	Yes	Yes
No	No	Yes	No
No	No	No	No

Mental Seen DR	CallerFamil w GA	Gambler Bankrupt	Gambler Credit Pro
Unwilling	0	Unwilling	Unwilling
Unwilling	0	Unwilling	Unwilling
Yes	1	No	Yes
Unwilling	0	Unwilling	Unwilling
Unwilling	0	Unwilling	Unwilling
No	1	No	No
No	0	No	No
No	1	No	No
Unwilling	0	Unwilling	Unwilling
No	0	No	Yes
Unwilling	0	Unwilling	Unwilling
No	1	No	No
Yes	0	Yes	Yes
Yes	0	No	Yes
No	0	No	No

FHG Abuse	FHG Alcohol	FHG Drugs	FHG EatingDisorder
Unwilling	Unwilling	Unwilling	Unwilling
Unwilling	Unwilling	Unwilling	Unwilling
No	No	No	No
Unwilling	Unwilling	Unwilling	Unwilling
Unwilling	Unwilling	Unwilling	Unwilling
No	No	No	No
No	No	No	No
Yes	No	No	No
Unwilling	Unwilling	Unwilling	Unwilling
No	No	No	No
Unwilling	Unwilling	Unwilling	Unwilling
No	No	No	No
No	No	No	No
No	No	No	No
No	No	No	No

FHG Gambling	FHG Other	cg emotional	cg financial
Unwilling	Unwilling	In a Safe Place	
Unwilling	Unwilling		Used Savings
No	No	In a Safe Place	Borrow Family/ Friends
Unwilling	Unwilling	In a Safe Place	
Unwilling	Unwilling	In a Safe Place	
No	No	In a Safe Place	Used Savings
No	No	In a Safe Place	
No	No	In a Safe Place	
Unwilling	Unwilling	In a Safe Place	
No	No	Depression	Borrow Cr. Cards
Unwilling	Unwilling	In a Safe Place	
No	No	In a Safe Place	
No	No	In a Safe Place	Used Savings
No	No	Depression	Used Savings
No	No	Depression	Used Savings

cg interpersonal	cg legal	cg substance	cg workschool
Family Conflict	Loan Companies		
Family Conflict			
Family Conflict			
Family Conflict			
Spouse Conflict			Problem w/job

Referrals	Caller12Step	Number Called	Caller Heard of Help
GA	No	Unwilling	Unwilling
Other	Unwilling	1-800-522-4700	Internet
GA	NA	1-800-522-4700	Casino
Refused/Unable	No	Unwilling	Unwilling
Refused/Unable	Unwilling	Unwilling	Unwilling
Treatment Provider	No	1-800-522-4700	Internet
Internet Resources	No	1-800-522-4700	Casino
Treatment Provider	No	1-800-522-4700	Internet
Treatment Provider	No	Unwilling	Unwilling
Treatment Provider	No	1-800-522-4700	Internet
Treatment Provider	Unwilling	1-800-522-4700	Lottery
GA	Unwilling	1-800-522-4700	Unwilling
GA	No	1-800-522-4700	Internet
Treatment Provider	Unwilling	Unwilling	Unwilling
GA	No	1-800-522-4700	Internet

Agree to be called	Agree to call back	PrecipEvent Family	PrecipEvent Financial
No	No		
No	No		Financial
No	Yes	Family	Financial
No	Yes		
No	Yes	Family	
Yes	Yes		Financial
No	No		Financial
No	No		
No	No		
No	Yes	Family	
No	No		
No	No		
No	Yes		
Yes	Yes		Financial
Yes	Yes		Financial

PrecipEvent Job	PrecipEvent Legal	PrecipEvent Marital	PrecipEvent MentalH
			Mental Health
			Mental Health

PrecipEvent Other	PrecipEvent Other T	PrecipEvent Physical	Language Line
Other			No
			No
			No
			No
			No
			No
			No
			No
Other			No
			No
Other			No
Other			No
			No
			No
			No

Interpreter #	Precipitating Event N	Story
	Caller called helpline	Caller was a 24 year
	caller said he lost 400	Caller said he needed
	Looking to GA	A 35 year old female
	Caller was looking to	Caller was an African
	Caller was interested	Male caller have
	Caller looking for	Male caller called for
	Caller lost \$10,000	Caller was a 27 year
	Caller seeking help for	63 year old Caucasian
	Caller stated that	Caller reached out to
	Caller is calling	Caller is a female
	Caller seeking	Caller was an adult
	Caller wants help with	Caller was a 57 year
	Caller wants to stop	Caller was a 46 year
	Caller seeking help	Caller was a 41 year
	Caller has mounting	Caller from Arkansas

Arkansas Fiscal Year (WFY:22-23)

FY-22 thru FY-23

	July	August	September	October	November	December	January	February	March	April	May	June	Totals
<i>Intakes</i>	20	17	18	14	19	17	14	17	14	10	18	15	193
<i>Hang-up</i>	105	55	85	68	118	100	130	94	104	58	74	75	1066
<i>Ind. Cas.</i>	157	110	178	139	111	149	137	142	126	125	84	72	1530
<i>Lottery</i>	170	95	79	130	252	148	188	73	73	84	41	57	1390
<i>Wrong#</i>	60	51	72	90	136	156	169	160	110	114	104	111	1333
<i>Other</i>	24	25	51	46	66	85	97	70	65	39	35	23	626
Totals	536	353	483	487	702	655	735	556	492	430	356	353	6138

**Problem Gamblers Helpline
Arkansas Report**

Problem Gamblers Helpline 6/1/2023-6/30/2023 Arkansas Report

Total Calls 353
Total LACG Intakes 15

Call Type	Call Type	Average Type
Hang-ups	75	21%
LACG INTAKE	15	4%
Other	23	7%
Seeking Casino Information	72	20%
Seeking Lottery Information	57	16%
Wrong Numbers	111	31%
Total	353	100%

Suicide	Calls	Percent
No	15	100%
Past	0	0%
Present	0	0%
Total	15	100%

Caller's Subject	Calls	Percent
Brother	0	0%
Client	0	0%
Daughter	0	0%
Father	1	7%
Friend	1	7%
Husband/Male sig other	0	0%
Inmate	0	0%
Misc. Family Member	1	7%
Mother	0	0%
Self	11	73%
Sister	1	7%
Son	0	0%
Unwilling/Other	0	0%
Wife/Female sig other	0	0%
Work	0	0%
Total	15	100%

Gambler's Gender	Calls	Percent
Female	5	33%
Male	10	67%
Unwilling/Other	0	0%
Total	15	100%

Ethnicity of Gambler	Calls	Percent
African American	3	20%
Asian American	0	0%
Caucasian	10	67%
Hispanic	0	0%
Other	0	0%
Multiracial	0	0%
Native American	0	0%
Unwilling/Unknown	2	13%
Total	15	100%

**Problem Gamblers Helpline
Arkansas Report**

Precipitating Event	Calls	Percent
Financial Problems	6	40%
Marital Problems	0	0%
Family Problems	3	20%
Job Problems	0	0%
Mental Health Problems	2	13%
Physical Health Problems	0	0%
Legal Problems	0	0%
Other Problems	4	27%

* Percent greater than 100 because many individuals indicated more than one problem area.

The percent associated with each type of gambling indicates what percent of all the callers indicated that form of gambling was a problem for them.

Most Problematic Gambling	Calls	Percent
Casino-Baccarat	1	7%
Casino-Bingo	0	0%
Casino-Blackjack	2	13%
Casino-Cards	0	0%
Casino-Dice	0	0%
Casino-Horserace	0	0%
Casino-Keno	0	0%
Casino-Other	1	7%
Casino-Pari-mut	0	0%
Casino-Poker	0	0%
Casino-Roulette	0	0%
Casino-Sports	0	0%
Casino-Unspec.	0	0%
Casino-Unwilling	0	0%
Casino- V. Keno	0	0%
Casino- V. Poker	0	0%
Casino-Slots	3	20%
Internet-Baccarat	0	0%
Internet-Bingo	0	0%
Internet-Blackjack	0	0%
Internet-Dice	0	0%
Internet-Keno	0	0%
Internet-Lottery	0	0%
Internet-Poker	0	0%
Internet-Roulette	0	0%
Internet-Slots	1	7%
Internet-Sports	2	13%
Internet-Table Games	0	0%
Internet-Unspec.	0	0%
Internet- V. Poker	0	0%
Lottery-Lotto	0	0%
Lottery-Numbers	0	0%
Lottery-Online	0	0%
Lottery-Other	0	0%
Lottery- Pull Tab	0	0%
Lottery- Pun. Card	0	0%
Lottery-Scratch Offs	2	13%
Lottery-Sweeps	0	0%
NFT- Non Fungible Tokens	0	0%
Non-Casino-8-Liner	0	0%
Non-Casino-Bingo	0	0%
Non-Casino-Cards/Dice	0	0%
Non-Casino-Crypto	0	0%
Non-Casino-Dog Race	0	0%
Non-Casino-Horse Race	0	0%
Non-Casino-Internet	0	0%
Non-Casino-Poker Rm	0	0%
Non-Casino-Raffle/50-50 Drawings	0	0%
Non-Casino-Skill Machines	0	0%
Non-Casino-Slots	0	0%
Non-Casino-V. Poker	0	0%
Non-Casino-Video Gaming	0	0%

**Problem Gamblers Helpline
Arkansas Report**

Sports-Baseball	0	0%
Sports-Basketball	0	0%
Sports-Casino	0	0%
Sports-Cock Fight	0	0%
Sports-Fantasy	0	0%
Sports-Football	0	0%
Sports-Hockey	0	0%
Sports-Other	0	0%
Sports-Soccer	0	0%
Sports-Unspec.	0	0%
Stock Market- Bus Risk	0	0%
Stock Market-Day Trade	0	0%
Stock Market-Margin	0	0%
Stock Market-Options	0	0%
Stock Market-Other	0	0%
Stock Market-Stocks	0	0%
Stock Market-Unspec.	0	0%
Unspec./Unwilling/Other	2	13%
VGT-Video Gaming Terminals	1	7%
Total	15	100%

Gambler Employed	Calls	Percent
Employed	8	53%
Other	0	0%
Retired	2	13%
Unsure	0	0%
Unemployed	1	7%
Unwilling	4	27%
Total	15	100%

Age Group of Gamblers	Calls	Percent
13-17	0	0%
18-24	2	13%
25-34	2	13%
35-44	3	20%
45-54	1	7%
55-64	1	7%
65+	2	13%
Unsure	0	0%
Unwilling	4	27%
Total	15	100%

Other Problems Identified	Yes		No	
	Yes	Percentage	No	Percentage
Alcoholism	1	6.7%	8	53.3%
Drug Abuse	0	0.0%	9	60.0%
Depression	5	33.3%	4	26.7%
Eating Disorder	1	6.7%	8	53.3%
Overspending	1	6.7%	8	53.3%
Smoking	2	13.3%	7	46.7%
Sexual Addiction	0	0.0%	9	60.0%

Problems Identified in Family	Yes		No	
	Yes	Percentage	No	Percentage
Abuse	1	6.7%	8	53.3%
Alcoholism	0	0.0%	9	60.0%
Drug Abuse	0	0.0%	9	60.0%
Eating Disorder	0	0.0%	9	60.0%
Gambling	0	0.0%	9	60.0%

**Problem Gamblers Helpline
Arkansas Report**

Misc Questions	Yes		No	
	Yes	Percentage	No	Percentage
Do you have mental health insurance?	3	20%	6	40%
Are you familiar with GA?	4	27%	5	33%
Are you a Veteran?	2	13%	7	47%
Have you ever filed bankruptcy?	1	7%	8	53%
Have you ever had credit problems?	4	27%	5	33%

Gambling Activity	Average	Std. Deviation
How many hours per week do you spend gambling?	8.3	13.3
How many people depend on you (or the gambler) for the majority of their food/shelter?	0.2	0.4
How long have you gambled (years)?	11.1	9.7
How long has gambling caused problems in your life (years)?	1.3	0.7

Marital Status	Calls	Percent
Cohabiting	1	7%
Divorced	3	20%
Married	2	13%
N/A	0	0%
Separated	0	0%
Single	5	33%
Widowed	0	0%
Unsure	0	0%
Unwilling/Other	4	27%
Total	15	100%

Number of Children	Calls	Percent
No children	12	80%
One Child	3	20%
Two Children	0	0%
Three Children	0	0%
Four Children	0	0%
Five Children	0	0%
Six Children	0	0%
Seven Children or More	0	0%
Unwilling	0	0%
Total	15	100%

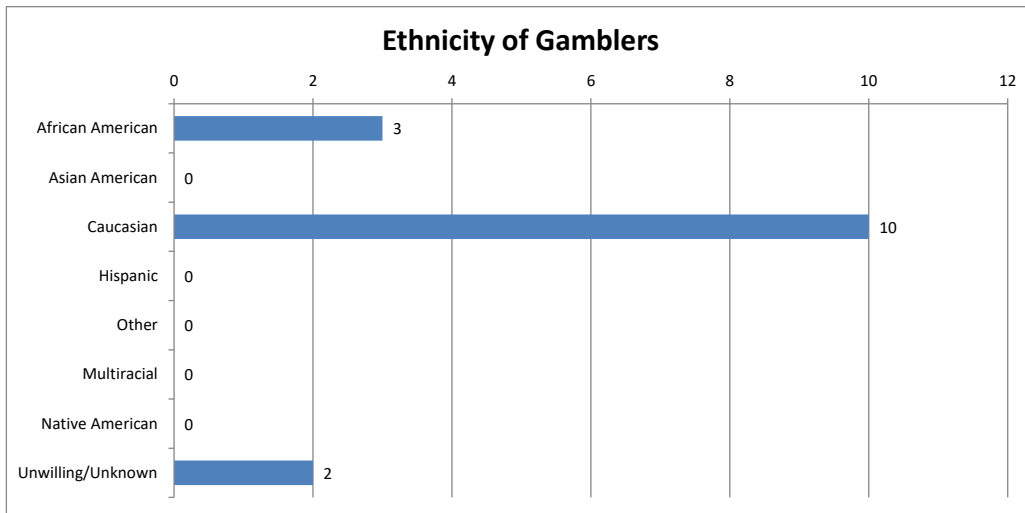
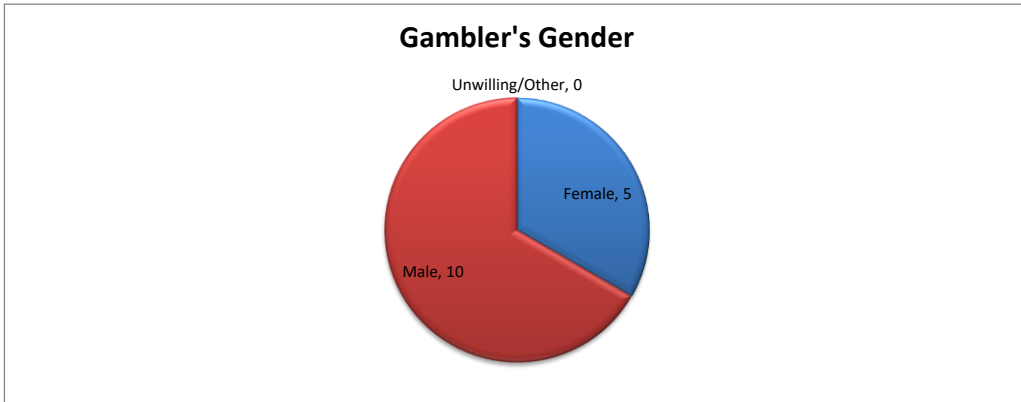
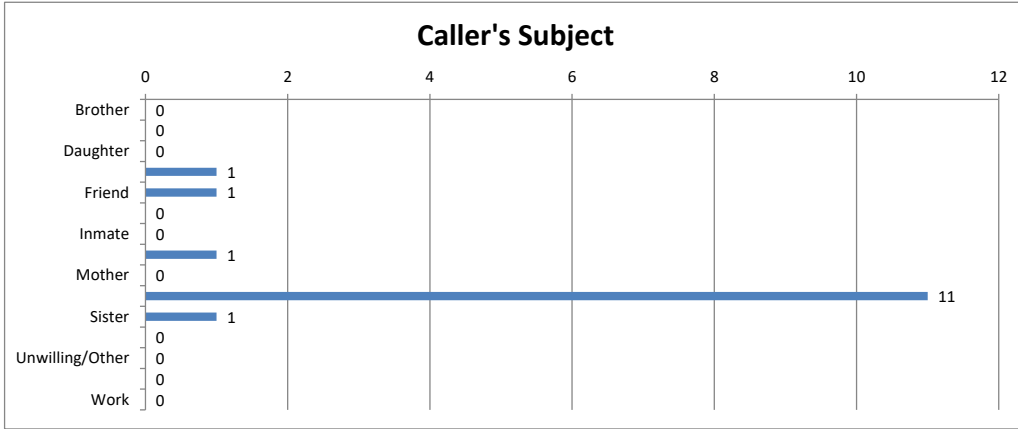
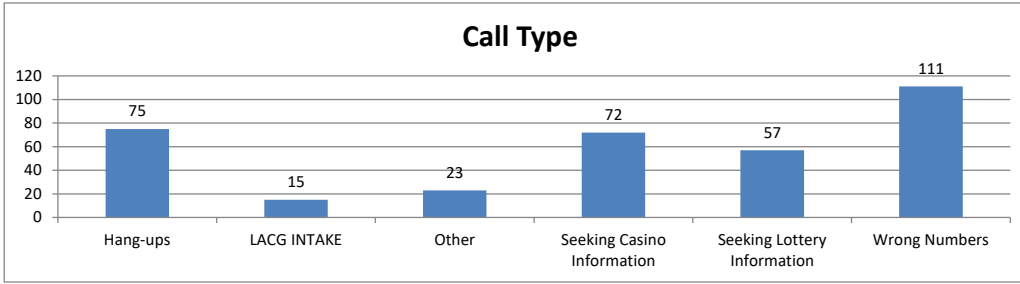
Gamblers Debt	Calls	Percent
No	2	13%
Unknown	0	0%
Unwilling	4	27%
Yes	9	60%
Total	15	100%

**Problem Gamblers Helpline
Arkansas Report**

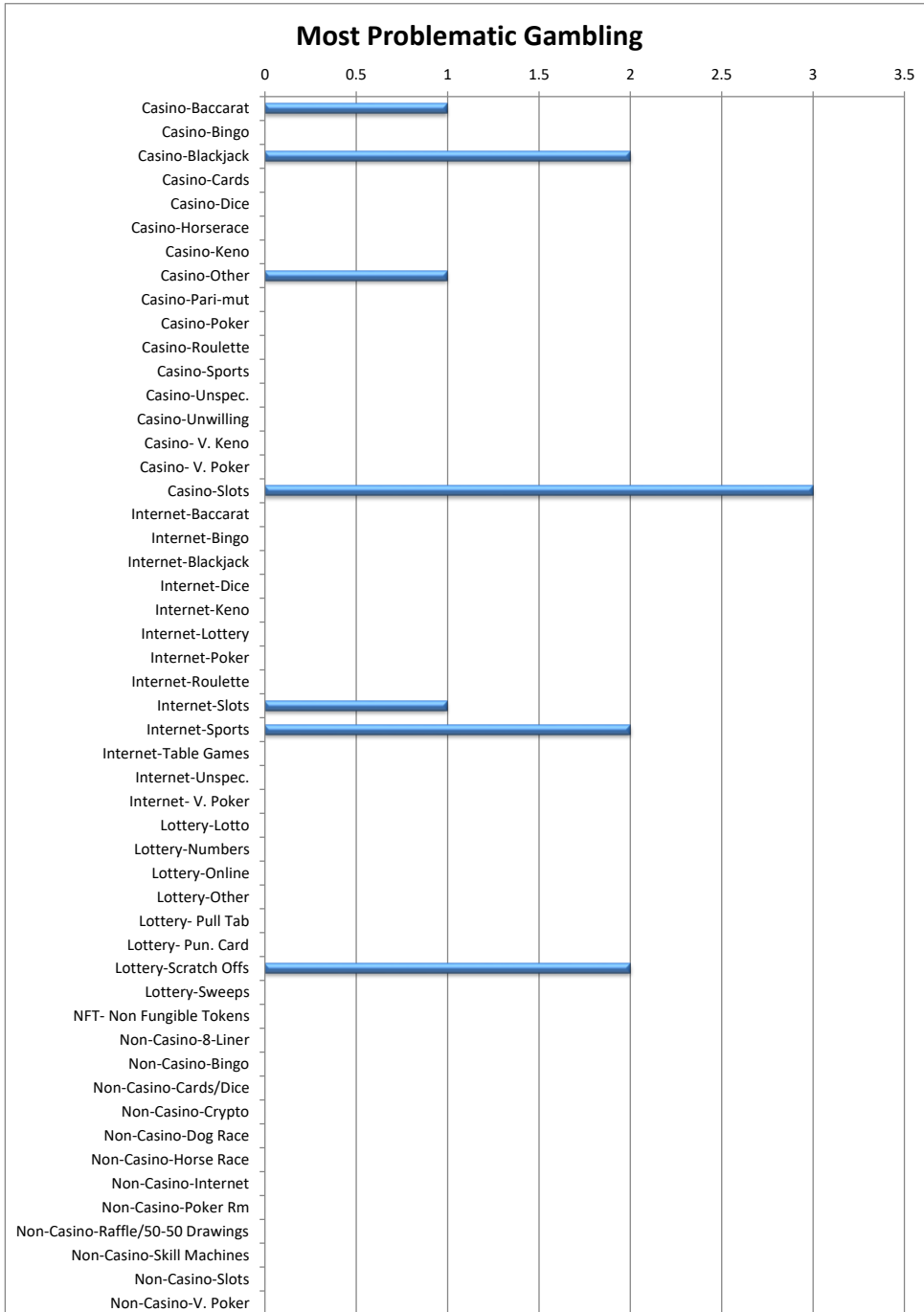
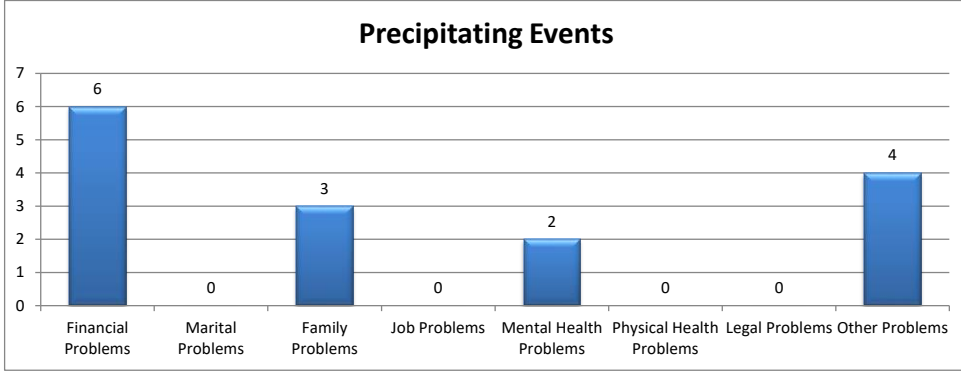
Calls by Gambler Salary	Calls	Percent
\$10,000-\$14,999	0	0%
\$100,000-\$149,999	1	7%
\$15,000-\$24,999	0	0%
\$25,000-\$34,999	0	0%
\$35,000-49,999	2	13%
\$5,000-\$9,999	0	0%
\$50,000-\$74,999	1	7%
\$75,000-\$99,999	0	0%
above \$150,000	0	0%
less than \$5,000	0	0%
No Income	0	0%
Unknown	0	0%
Unsure	0	0%
Unwilling	11	73%
Total	15	100%

How Caller Heard of Problem Gamblers Helpline	Calls	Percent
Billboard	0	0%
Bingo Hall	0	0%
Brochure	0	0%
Casino	2	13%
Casino Card	0	0%
Court	0	0%
Crisis Line	0	0%
Family Member	0	0%
Friend	0	0%
Horserace/Racetrack	0	0%
Internet	6	40%
Lottery	1	7%
Newspaper	0	0%
Phone Operator (411)	0	0%
Phonebook	0	0%
Radio	0	0%
Repeat Caller	0	0%
Store	0	0%
Support Group	0	0%
Therapist	0	0%
Treatment Facility	0	0%
TV Commercial	0	0%
TV Program	0	0%
Unsure	0	0%
Work	0	0%
Unwilling/Other	6	40%
Total	15	100%


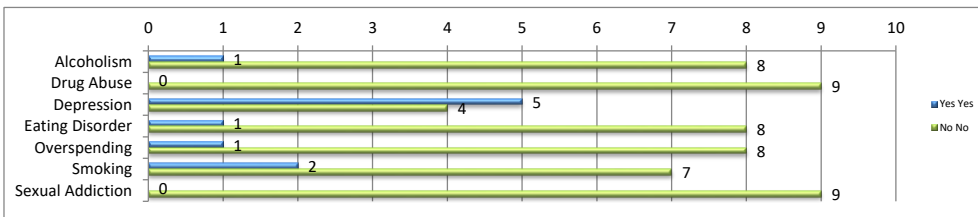
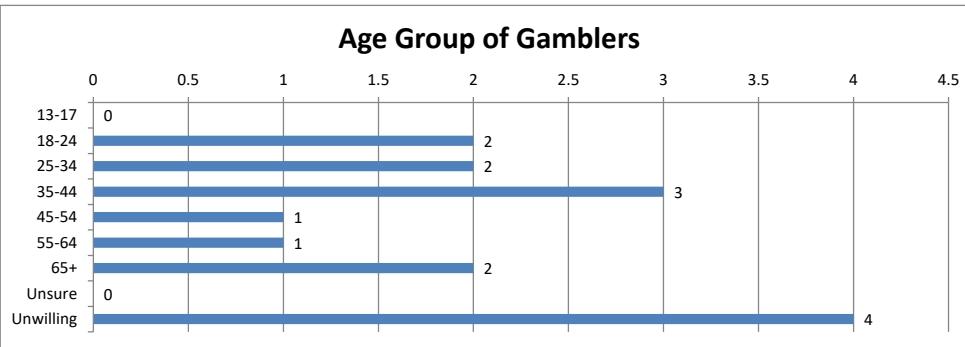
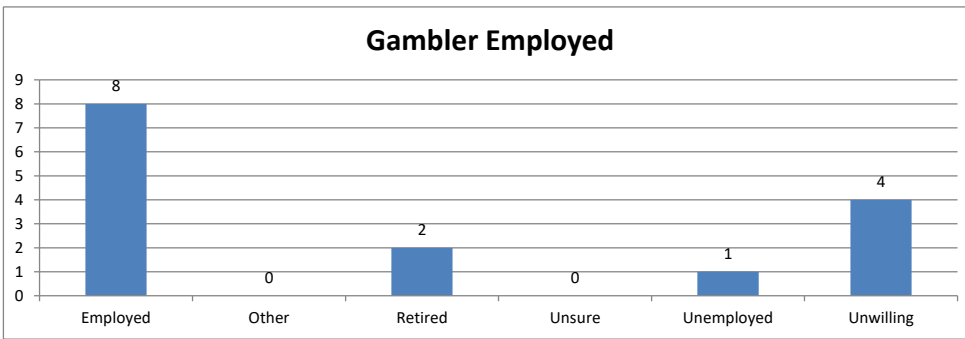
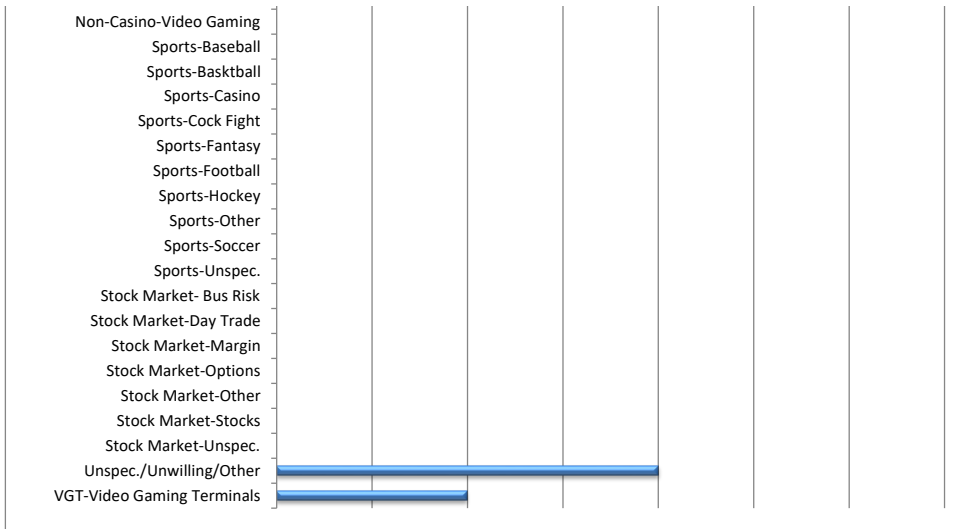
**Problem Gamblers Helpline
Arkansas Report**



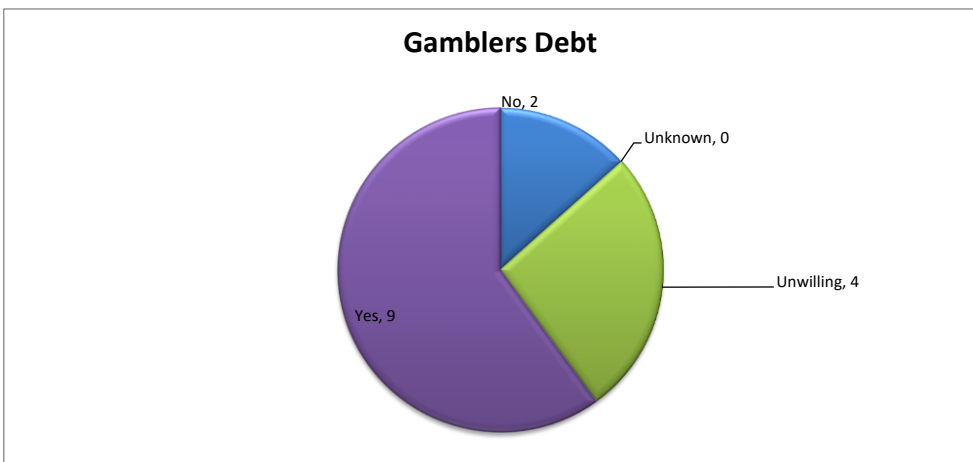
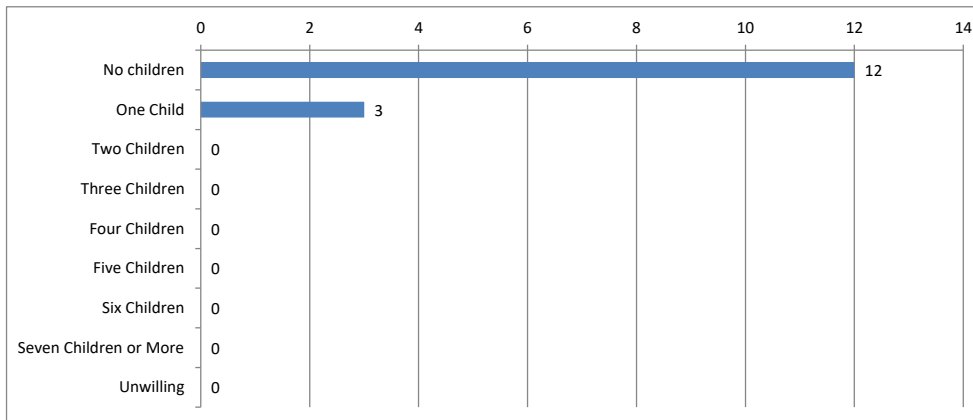
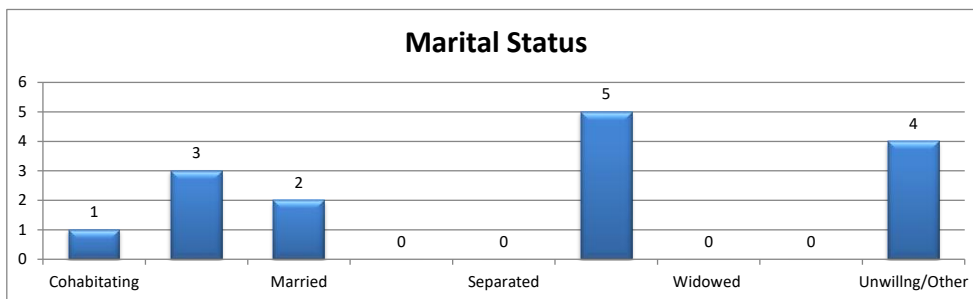
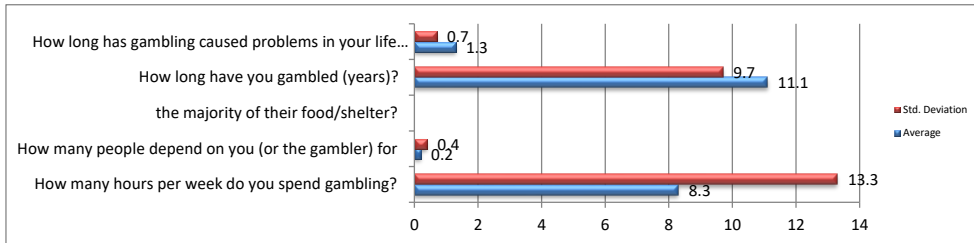
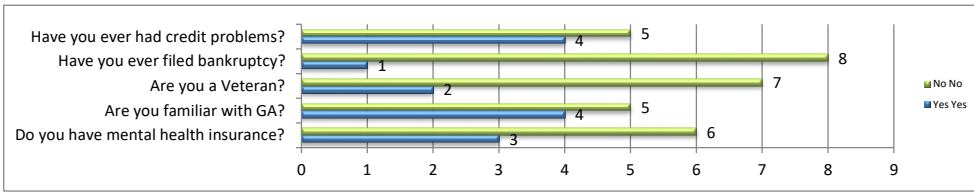
**Problem Gamblers Helpline
Arkansas Report**



**Problem Gamblers Helpline
Arkansas Report**



Problem Gamblers Helpline Arkansas Report



**Problem Gamblers Helpline
Arkansas Report**

