

**Problem Gamblers Helpline
Arkansas Report**

Problem Gamblers Helpline 6/1/2019-6/30/2019 Arkansas Report

Total Calls 373
Total LACG Intakes 8

Call Type	Call Type	Average Type
Hang-ups	61	16.4%
LACG INTAKE	8	2.1%
Other	1	0.3%
Seeking Casino Information	175	46.9%
Seeking Lottery Information	89	23.9%
Wrong Numbers	39	10.5%
Total	373	100.0%

Suicide	Calls	Percent
No	8	100%
Past	0	0%
Present	0	0%
Total	8	100%

Caller's Subject	Calls	Percent
Brother	0	0%
Client	0	0%
Daughter	0	0%
Father	0	0%
Friend	0	0%
Husband/Male sig other	1	13%
Inmate	0	0%
Misc. Family Member	0	0%
Mother	0	0%
Self	7	88%
Sister	0	0%
Son	0	0%
Unwilling	0	0%
Wife/Female sig other	0	0%
Work	0	0%
Total	8	100%

Gambler's Gender	Calls	Percent
Female	2	25%
Male	6	75%
Unwilling	0	0%
Total	8	100%

Ethnicity of Gambler	Calls	Percent
African American	4	50%
Asian American	0	0%
Caucasian	4	50%
Hispanic	0	0%
Other	0	0%
Multiracial	0	0%
Native American	0	0%
Unwilling/Unknown	0	0%
Total	8	100%

**Problem Gamblers Helpline
Arkansas Report**

Precipitating Event	Calls	Percent
Financial Problems	8	100%
Marital Problems	0	0%
Family Problems	1	13%
Job Problems	0	0%
Mental Health Problems	0	0%
Physical Health Problems	0	0%
Legal Problems	0	0%
Other Problems	1	13%

* Percent greater than 100 because many individuals indicated more than one problem area.

The percent associated with each type of gambling indicates what percent of all the callers indicated that form of gambling was a problem for them.

Most Problematic Gambling	Calls	Percent
Baccarat	0	0%
Bingo	0	0%
Blackjack	0	0%
Cards	0	0%
Cards Dice/Non Casino	0	0%
Dice	0	0%
Horsrace/Racetrack	0	0%
Internet	0	0%
Keno	0	0%
Lottery	0	0%
Poker	0	0%
Roulette	0	0%
Scratch-offs	2	25%
Slots	5	63%
Stocks	0	0%
Unspec.- Casino	1	13%
Unspec.- Lottery	0	0%
Unspec. -Other	0	0%
Unspec. -Sports	0	0%
Unsure	0	0%
Unwilling	0	0%
Video Poker	0	0%
Video Poker- Non Casino	0	0%
Total	8	100%

Gambler Employed	Calls	Percent
Employed	7	87%
Other	0	0%
Retired	1	13%
Unsure	0	0%
Unemployed	0	0%
Unwilling	0	0%
Total	8	100%

Age Group of Gamblers	Calls	Percent
13-17	0	0%
18-24	1	13%
25-34	2	25%
35-44	0	0%
45-54	3	38%
55-64	2	25%
65+	0	0%
Unsure	0	0%
Unwilling	0	0%
Total	8	100%

**Problem Gamblers Helpline
Arkansas Report**

Other Problems Identified	Yes		No	
	Yes	Percentage	No	Percentage
Alcoholism	0	0%	7	88%
Drug Abuse	0	0%	7	88%
Depression	1	13%	6	75%
Eating Disorder	0	0%	7	88%
Overspending	5	63%	3	38%
Smoking	1	13%	5	63%
Sexual Addiction	0	0%	7	68%

Problems Identified in Family	Yes		No	
	Yes	Percentage	No	Percentage
Abuse	1	13%	6	75%
Alcoholism	1	13%	6	75%
Drug Abuse	1	13%	6	75%
Eating Disorder	0	0%	7	88%
Gambling	1	13%	6	75%

Misc Questions	Yes		No	
	Yes	Percentage	No	Percentage
Do you have mental health insurance?	1	13%	6	75%
Are you familiar with GA?	2	25%	6	75%
Are you a Veteran?	0	0%	6	75%
Have you ever filed bankruptcy?	1	13%	5	63%
Have you ever had credit problems?	3	38%	4	50%

Gambling Activity	Average	Std. Deviation
How many hours per week do you spend gambling?	4.4	6.8
How many people depend on you (or the gambler) for the majority of their food/shelter?	0.7	1
How long have you gambled (years)?	8.5	2.4
How long has gambling caused problems in your life (years)?	3	1.9

Marital Status	Calls	Percent
Cohabiting	2	25%
Divorced	2	25%
Married	2	25%
Separated	0	0%
Single	1	13%
Widowed	0	0%
Unsure	0	0%
Unwilling	1	13%
Total	8	100%

Number of Children	Calls	Percent
No children	4	50%
One Child	0	0%
Two Children	2	25%
Three Children	0	0%
Four Children	0	0%
Five Children	0	0%
Six Children	0	0%
Seven Children	0	0%
Unwilling	2	25%
Total	8	100%

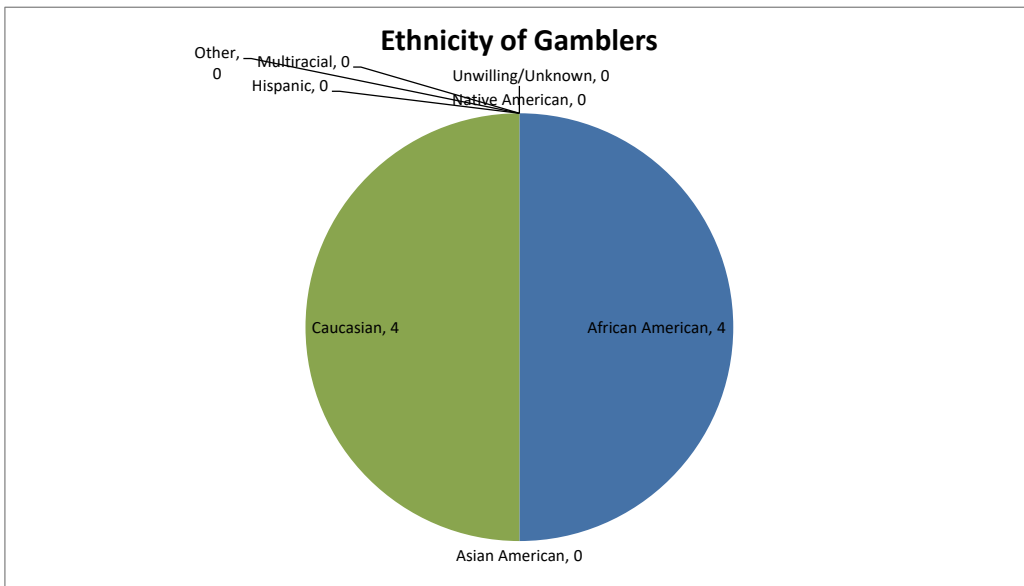
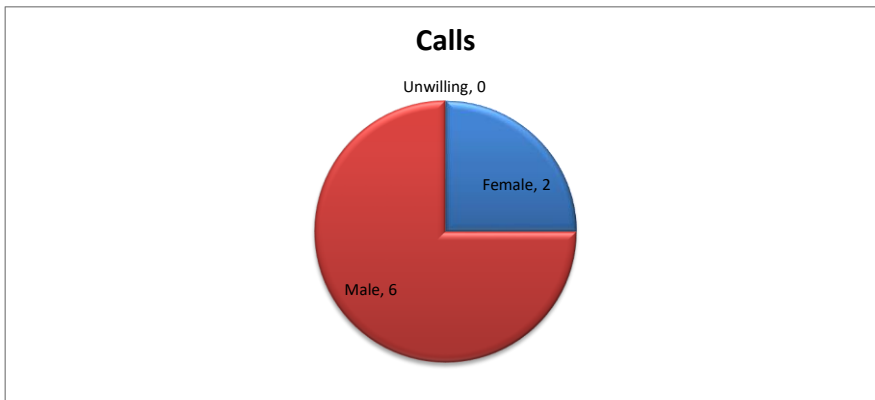


**Problem Gamblers Helpline
Arkansas Report**

Gambler Debt	Calls	Percent
No	2	25%
Unknown	0	0%
Unwilling	0	0%
Yes	6	75%
Total	8	100%

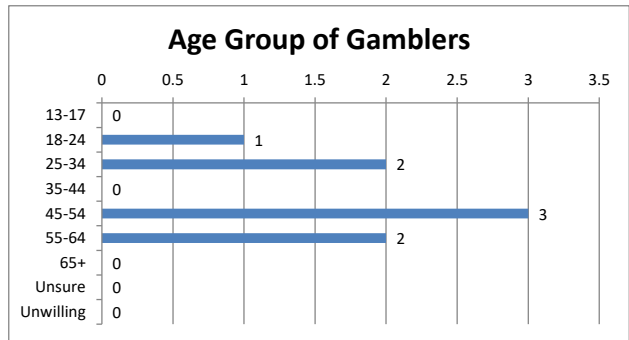
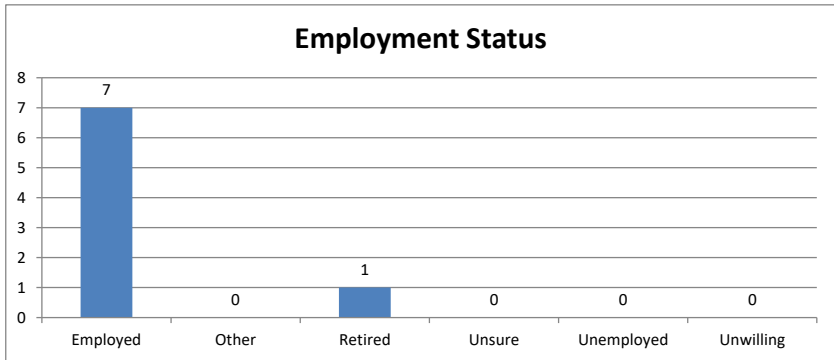
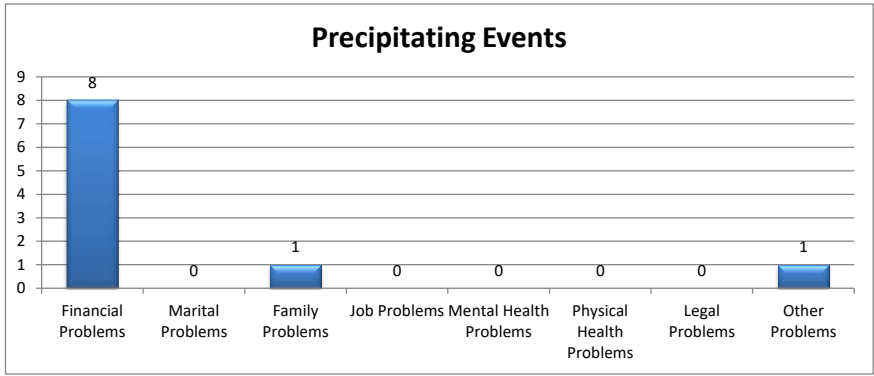
Calls by Gambler Salary	Calls	Percent
\$10,000-\$14,999	0	0%
\$100,000-\$149,999	0	0%
\$15,000-\$24,999	0	0%
\$25,000-\$34,999	1	13%
\$35,000-49,999	1	13%
\$5,000-\$9,999	0	0%
\$50,000-\$74,999	0	0%
\$75,000-\$99,999	2	25%
above \$150,000	0	0%
less than \$5,000	0	0%
No Income	0	0%
Unknown	0	0%
Unsure	2	25%
Unwilling	2	25%
Total	8	100%

How Caller Heard of Problem Gamblers Helpline	Calls	Percent
Billboard	0	0%
Bingo Hall	0	0%
Brochure	0	0%
Casino	3	38%
Casino Card	0	0%
Court	0	0%
Family Member	0	0%
Friend	1	13%
Horserace/Racetrack	0	0%
Internet	1	13%
Lottery	1	13%
Newspaper	0	0%
Phone Operator (411)	0	0%
Phonebook	0	0%
Radio	0	0%
Repeat Caller	0	0%
Store	0	0%
Support Group	0	0%
Therapist	0	0%
Treatment Facility	0	0%
TV Commercial	0	0%
TV Program	0	0%
Unsure	0	0%
Work	1	13%
Unwilling	1	13%
Total	8	100%

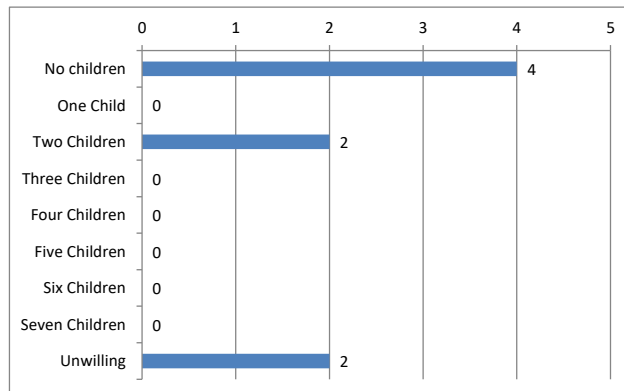
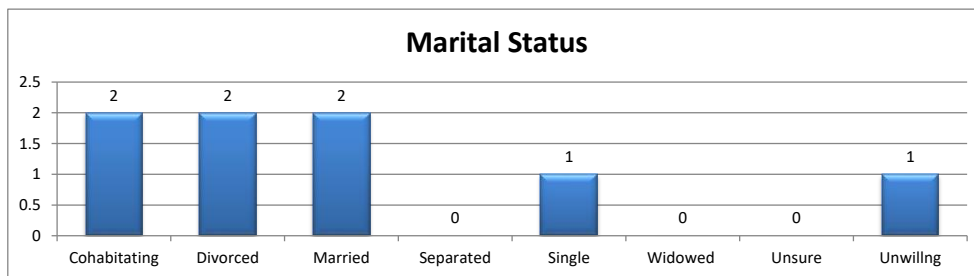
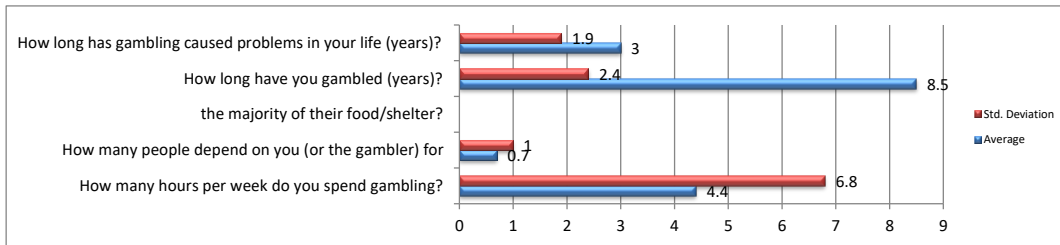
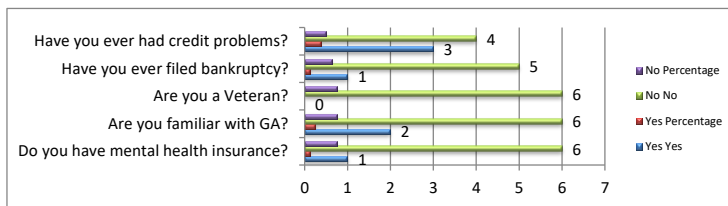
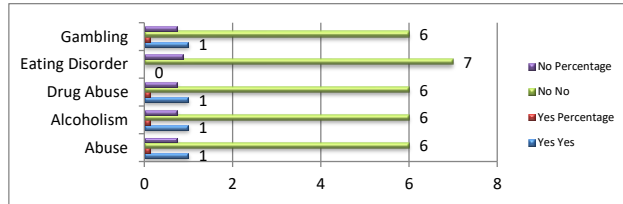

**Problem Gamblers Helpline
Arkansas Report**



**Problem Gamblers Helpline
Arkansas Report**

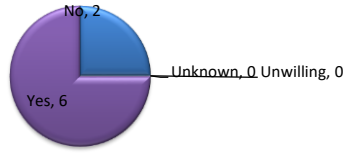


Problem Gamblers Helpline Arkansas Report

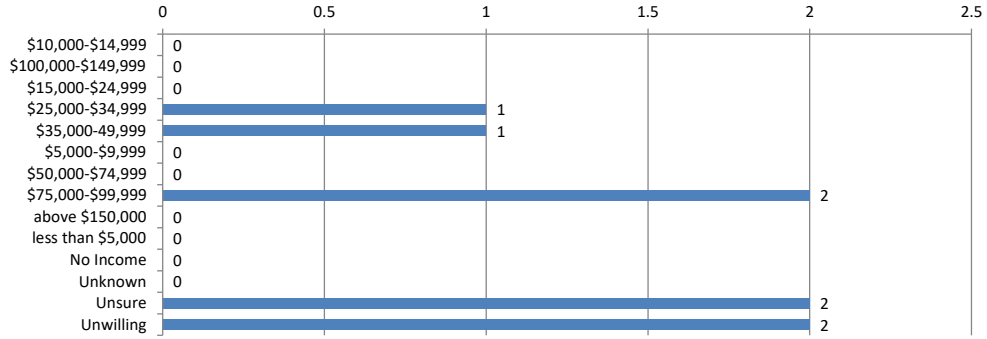


**Problem Gamblers Helpline
Arkansas Report**

Gamblers Debt



Gamblers Salary



How Caller Heard of the Helpline

