

Arkansas Call Report (ACR23)

Date	Intakes	Hang ups	Casino	Lottery	Wrong #	Other	Total
7/1/23	0	2	2	5	5	0	14
7/2/23	1	4	5	1	4	1	16
7/3/23	0	2	3	6	2	0	13
7/4/23	2	2	3	2	3	0	12
7/5/23	0	0	1	0	1	0	2
7/6/23	0	5	3	3	4	0	15
7/7/23	2	2	3	0	1	2	10
7/8/23	1	6	4	3	2	2	18
7/9/23	0	0	2	3	5	0	10
7/10/23	0	1	3	5	3	0	12
7/11/23	0	7	8	4	6	1	26
7/12/23	0	3	0	4	4	1	12
7/13/23	0	4	4	3	2	0	13
7/14/23	2	2	5	3	7	1	20
7/15/23	0	3	6	5	7	1	22
7/16/23	0	6	1	4	4	1	16
7/17/23	3	5	4	4	10	1	27
7/18/23	0	6	3	10	3	0	22
7/19/23	0	7	2	8	4	0	21
7/20/23	0	6	0	7	9	1	23
7/21/23	0	4	4	8	2	0	18
7/22/23	0	2	7	1	3	1	14
7/23/23	2	1	1	3	2	0	9
7/24/23	1	5	2	3	4	0	15
7/25/23	0	2	4	3	4	1	14
7/26/23	2	2	3	0	1	1	9
7/27/23	0	2	4	5	8	1	20
7/28/23	1	1	3	4	6	0	15
7/29/23	0	0	8	2	4	1	15
7/30/23	1	1	1	4	2	1	10
7/31/23	0	3	2	4	6	3	18
Total	18	96	101	117	128	21	481

Arkansas Intake Data Report (AIDR23)

	Call Date Start	Time Start	Time End	Duration
1	07/02/2023	13:10:27	13:14:58	00:04:31
2	07/04/2023	11:26:33	11:32:56	00:06:23
3	07/04/2023	22:17:56	22:35:26	00:17:30
4	07/07/2023	01:43:01	01:47:40	00:04:39
5	07/07/2023	01:59:31	02:20:47	00:21:16
6	07/08/2023	08:02:11	08:03:07	00:00:56
7	07/14/2023	10:27:57	10:33:52	00:05:55
8	07/14/2023	15:03:24	15:19:17	00:15:53
9	07/17/2023	01:01:20	01:07:45	00:06:25
10	07/17/2023	10:17:25	10:24:56	00:07:31
11	07/17/2023	19:11:32	19:23:42	00:12:10
12	07/23/2023	17:17:14	17:35:15	00:18:01
13	07/23/2023	17:36:25	17:38:18	00:01:53
14	07/24/2023	16:45:56	16:54:09	00:08:13
15	07/26/2023	08:25:33	08:32:41	00:07:08
16	07/26/2023	18:24:05	19:27:16	01:03:11
17	07/28/2023	12:00:16	12:14:38	00:14:22
18	07/30/2023	14:30:32	14:41:36	00:11:04

HS Name	Repeat Caller	Opening Words	Callers Location
Linda Jones	No	I saw this number so	Unwilling
Sharika Mitchell	No	I have a gambling	Work
Sunly Sok	No	I just gambled my	Home
Sunly Sok	No	How do I ban myself	In Vehicle (driving)
Patience Burns	No	Hello I just called	Home
Elke Webb	No	I need help what do	In Vehicle (driving)
Sharika Mitchell	No	I can't stop gambling	In Vehicle (driving)
Elke Webb	No	I have really messed	Casino
Ashford McLain	No	I need to talk to	Home
Sharika Mitchell	No	I need to find help for	Home
Kirklin Powell	No	Is there self-exclusion	Home
J' Andria Jagers	No	I want to stop	Home
Melea Allison	No	My brother can't stop	Unwilling
John Jackson	No	I need help with a	Home
Perry Childress	No	I am calling for my	Home
John Jackson	No	Hey, so how would I	Home
Melea Allison	No	I'm looking for help.	Home
John Jackson	Yes	I want to be banned	Home

Crisis Suicide	Suicide	Callers Gender	Callers Age Range
	No	Female	35-44
	No	Male	25-34
	No	Male	25-34
	No	Unwilling	Unwilling
	No	Male	25-34
	No	Male	25-34
	No	Female	45-54
	No	Female	45-54
	No	Unwilling	18-24
	No	Female	55-64
	No	Male	55-64
	No	Female	55-64
	No	Female	35-44
	No	Female	55-64
	No	Male	Unwilling
	No	Male	18-24
	No	Male	35-44
	No	Female	55-64

Callers Age	Callers City	Callers State	Callers County
41	Conway	Arkansas	Faulkner
33	Conway	Arkansas	Faulkner
32	Heber Springs	Arkansas	Cleburne
Unwilling	Santa Rosa	California	Sonoma
34	Dover	Arkansas	Pope
32	unwilling	Arkansas	Unwilling
47	Whitesboro	Texas	Grayson
54	Cabot	Arkansas	Lonoke
21	Fort Smith	Arkansas	Sebastian
64	Benton	Arkansas	Saline
56	Unwilling	Arkansas	Unwilling
63	Siloam Springs	Arkansas	Benton
35	Unwilling	Arkansas	Unwilling
61	Pine Bluff	Arkansas	Jefferson
Unwilling	Fayetteville	Arkansas	Washington
23	Harrison	Arkansas	Boone
35	Ward	Arkansas	Lonoke
63	Siloam Springs	Arkansas	Benton

Callers Ethnicity	Callers Subject	Gamblers Gender	Gambler Age
Caucasian	Self	Female	41
African American	Self	Male	33
Caucasian	Self	Male	32
Unwilling	Self	Unwilling	Unwilling
Unwilling	Self	Male	34
African American	Self	Male	32
Caucasian	Self	Female	47
Caucasian	Self	Female	54
Multiracial	Self	Unwilling	21
Caucasian	Son	Male	37
Caucasian	Self	Male	56
Multiracial	Self	Female	63
African American	Brother	Male	45
African American	Self	Female	61
Unwilling	Son	Male	45
Caucasian	Self	Male	23
Caucasian	Self	Male	35
Multiracial	Self	Female	63

Gambler Age Range	Gamblers Ethnicity	Gamblers City	Gamblers State
35-44	Caucasian	Conway	Arkansas
25-34	African American	Conway	Arkansas
25-34	Caucasian	Heber Springs	Arkansas
Unwilling	Unwilling	Santa Rosa	California
25-34	Unwilling	Dover	Arkansas
25-34	African American	unwilling	Arkansas
45-54	Caucasian	Whitesboro	Texas
45-54	Caucasian	Cabot	Arkansas
18-24	Multiracial	Fort Smith	Arkansas
35-44	Caucasian	Benton	Arkansas
55-64	Caucasian	Unwilling	Arkansas
55-64	Multiracial	Siloam Springs	Arkansas
45-54	African American	Unwilling	Arkansas
55-64	African American	Pine Bluff	Arkansas
45-54	Unwilling	Fayetteville	Arkansas
18-24	Caucasian	Harrison	Arkansas
35-44	Caucasian	Ward	Arkansas
55-64	Multiracial	Siloam Springs	Arkansas

Gamblers County	Gambling Location	Length of Gambling	Length of Problem
Faulkner	Casino	20	0
Faulkner	Streets	17	7
Cleburne	Internet	3	1
Sonoma	Casino	0	0
Pope	Casino	5	5
Unwilling	Unwilling	0	0
Grayson	Casino	5	2
Lonoke	Casino	0	0
Sebastian	Internet	6	1
Saline	Casino	4	2
Unwilling	Casino	30	25
Benton	Casino	15	5
Unwilling	Casino	0	0
Jefferson	Casino	20	20
Washington	Casino	0	0
Boone	Internet	1	1
Lonoke	Internet	5	1
Benton	Casino	15	5

Main GP	Casino Hours	Drinks Per Hour	Marital Status
Casino - Slots	0	0	Single
Non- Casino -	10	0	Single
Internet - Sports	0	0	Married
Casino - Unwilling	0	0	Unwilling
Casino - Unspec.	0	0	Unwilling
Unspec./Unwilling/Ot	0	0	Unwilling
Casino - Slots	0	0	Single
Casino - Slots	10	0	Married
Internet - Sports	0	6	Unwilling
Casino - Slots	0	0	Divorced
Casino - Slots	0	0	Divorced
Casino - Slots	0	0	Married
Casino - Slots	0	0	Unwilling
Casino - Slots	8	0	Married
Casino - Slots	24	0	Single
Internet - Slots	10	0	Single
Internet - Slots	0	0	Single
Casino - Slots	0	0	Married

Gambler Children	Number of Children	Gambler Employed	Gambler Occupation
Yes	2	UnEmployed	unemployed
Yes	0	Employed	Construction
Yes	1	Employed	Dentist
Unwilling	0	Unwilling	Unwilling
Unwilling	0	Employed	Registered Nurse
Unwilling	0	Unwilling	Unwilling
No	0	Employed	Unwilling
No	0	Other	Disabled
Unwilling	0	Unwilling	Unwilling
No	0	Employed	School bus driver
Yes	1	Retired	Retired
Yes	0	Retired	Retired
Unwilling	0	Unwilling	Unwilling
Yes	0	Retired	Retired
No	0	Other	Disabled
No	0	Employed	Bartender
No	0	Employed	Maintenance
Yes	0	Retired	Retired

EAP	Gambler Debt	Gambler Retired	Amount of Debt
No	No		none
No	Yes		\$5,001 - \$10,000
Yes	Yes		Over \$150,001
No	Unwilling		Unwilling
Yes	No		none
	Unwilling		Unwilling
Yes	No		none
No	Yes	Disabled	\$1,001 - \$5,000
	Unwilling		Unwilling
	Yes		\$20,001 - \$30,000
No	Yes	Retired	Unsure
No	Yes	Retired	\$5,001 - \$10,000
No	Unwilling		Unwilling
No	No	Retired	none
	Unwilling	Disabled	Unsure
No	No		none
No	Yes		\$1,001 - \$5,000
No	Yes	Retired	\$5,001 - \$10,000

Gambles Salary	OPG Alcohol	OPG Depression	OPG Drugs
Unwilling	Yes	Yes	Yes
\$50,000 - \$74,999	No	No	No
above \$150,000	Yes	Yes	Yes
Unwilling	Unwilling	Unwilling	Unwilling
Unwilling	No	Yes	No
Unwilling	Unwilling	Unwilling	Unwilling
\$50,000 - \$74,999	No	No	No
Unwilling	No	No	No
Unwilling	Unwilling	Unwilling	Unwilling
Unsure	No	No	No
Unwilling	No	Yes	No
\$15,000 - \$24,999	No	Yes	No
Unwilling	Unwilling	Unwilling	Unwilling
Unwilling	No	No	No
Unsure	No	No	No
Unwilling	No	Yes	No
\$35,000 - \$49,999	No	Unwilling	No
\$15,000 - \$24,999	No	Yes	No

OPG EatingDisorder	OPG Overspend	OPG Smoking	Veteran?
Unwilling	Unwilling	Unwilling	Unwilling
No	No	No	No
Yes	No	No	No
Unwilling	Unwilling	Unwilling	Unwilling
No	Yes	No	Unwilling
Unwilling	Unwilling	Unwilling	Unwilling
No	Yes	No	No
No	Yes	No	No
Unwilling	Unwilling	Unwilling	Unwilling
No	Yes	No	No
No	No	No	No
No	Yes	No	No
Unwilling	Unwilling	Unwilling	Unwilling
No	No	No	Unwilling
No	No	No	No
No	No	Yes	No
No	No	No	No
No	Yes	No	No

Mental Seen DR	CallerFamil w GA	Gambler Bankrupt	Gambler Credit Pro
Unwilling	0	Unwilling	Unwilling
No	1	No	No
No	1	No	Yes
Unwilling	0	Unwilling	Unwilling
Unwilling	0	Unwilling	Unwilling
Unwilling	0	Unwilling	Unwilling
No	0	No	Yes
Yes	0	No	Yes
Unwilling	0	Unwilling	Unwilling
No	1	No	No
Yes	1	No	No
No	0	No	No
Unwilling	0	Unwilling	Unwilling
Unwilling	0	Unwilling	Unwilling
No	1	No	No
No	0	No	No
No	0	No	Yes
No	0	No	No

FHG Abuse	FHG Alcohol	FHG Drugs	FHG EatingDisorder
Unwilling	Unwilling	Unwilling	Unwilling
No	No	No	No
No	No	No	No
Unwilling	Unwilling	Unwilling	Unwilling
Unwilling	Unwilling	Unwilling	Unwilling
Unwilling	Unwilling	Unwilling	Unwilling
No	No	No	No
Yes	Yes	No	No
Unwilling	Unwilling	Unwilling	Unwilling
No	No	No	No
No	No	No	No
No	No	No	No
Unwilling	Unwilling	Unwilling	Unwilling
Unwilling	Unwilling	Unwilling	Unwilling
Unwilling	Unwilling	Unwilling	Unwilling
Unwilling	Unwilling	Unwilling	Unwilling
No	Yes	Yes	No
No	No	No	No

FHG Gambling	FHG Other	cg emotional	cg financial
Unwilling	Unwilling	In a Safe Place	
No	No	In a Safe Place	Paying Bill Problems
No	No	In a Safe Place	Used Savings
Unwilling	Unwilling	In a Safe Place	Used Savings
Unwilling	Unwilling	In a Safe Place	Used Savings
Unwilling	Unwilling	In a Safe Place	
No	No	In a Safe Place	
No	No		Paying Bill Problems
Unwilling	Unwilling	In a Safe Place	
No	No	In a Safe Place	Borrow Family/ Friends
No	No	Depression	Borrow Cr. Cards
No	No	In a Safe Place	Used Savings
Unwilling	Unwilling	In a Safe Place	
Unwilling	Unwilling	In a Safe Place	
Unwilling	Unwilling	In a Safe Place	Used Savings
Unwilling	Unwilling		Used Savings
No	No	Depression	Paying Bill Problems
No	No	In a Safe Place	Used Savings

cg interpersonal	cg legal	cg substance	cg workschool
Family Conflict			
	Hot Checks	Use of Illegal Drugs	
			Work Absences
Spouse Conflict			
Family Conflict			
Spouse Conflict			
Family Conflict			
Family Conflict			Problem w/job
Spouse Conflict			

Referrals	Caller12Step	Number Called	Caller Heard of Help
GA	No	1-800-522-4700	Unwilling
Treatment Provider	No	1-800-522-4700	Internet
Treatment Provider	No	Unwilling	Internet
Warm Transfer	Unwilling	1-800-522-4700	Casino
Treatment Provider	No	1-800-522-4700	Internet
Refused/Unable	No	Unwilling	Unwilling
GA	No	1-800-522-4700	Casino
GA	No	1-800-522-4700	Casino Card
Refused/Unable	Unwilling	Unwilling	Unwilling
Treatment Provider	No	1-800-522-4700	Treatment Facility
GA	AA	1-800-522-4700	Internet
GA	No	1-800-522-4700	Radio
Refused/Unable	Unwilling	Unwilling	Unwilling
GA	No	Unwilling	Unwilling
Internet Resources	No	1-800-522-4700	Internet
Internet Resources	No	1-800-522-4700	Internet
GA	No	1-800-522-4700	Lottery
GA	No	1-800-522-4700	Radio

Agree to be called	Agree to call back	PrecipEvent Family	PrecipEvent Financial
No	No		Financial
Yes	Yes		Financial
No	Yes		Financial
No	Yes		Financial
No	Yes		Financial
No	No		
No	Yes		Financial
Yes	Yes		Financial
No	No		
No	Yes	Family	Financial
Yes	No		Financial
No	Yes	Family	Financial
No	No	Family	Financial
Yes	Yes		
No	No	Family	Financial
Yes	Yes		
Yes	Yes		Financial
No	No	Family	Financial

PrecipEvent Job	PrecipEvent Legal	PrecipEvent Marital	PrecipEvent MentalH
		Marital	
			Mental Health
		Marital	Mental Health
			Mental Health
			Mental Health
		Marital	Mental Health

PrecipEvent Other	PrecipEvent Other T	PrecipEvent Physical	Language Line
			No
			No
			No
			No
			No
Other			No
			No
			No
			No
			No
			No
			No
			No
Other			No
			No
Other			No
			No
			No

Interpreter #	Precipitating Event N	Story
	Caller losing too much	Call was a possible
	Calling looking for	33 year old male
	Caller wanted to stop	32 year old Caucasian
	Caller wanted to self	Caller wanted
	Caller residing in	Repeating caller
	unwilling	Caller was 32 year old
	Calling to find	Female called seeking
	lost her husbands	Caller was a married
	wanted to stop	Caller was a 21 year
	calling seeking help	64 year old mother
	Caller stated he's been	Caller was a 56 year
	Caller wants to stop	Caller was a 63 year
	Her brother is a	Caller is a 35 year old
	Caller wanted help for	Caller contacted
	The caller was calling	The caller was a male
	Caller wants to quit	Caller contacted the
	Wants help to stop	Caller is a 35 year old
	Caller wants to stop	Caller was a 63 year

**Problem Gamblers Helpline
Arkansas Report**

Problem Gamblers Helpline 7/1/2023-7/31/2023 Arkansas Report

Total Calls 481
Total LACG Intakes 18

Call Type	Call Type	Average Type
Hang-ups	96	20%
LACG INTAKE	18	4%
Other	21	4%
Seeking Casino Information	101	21%
Seeking Lottery Information	117	24%
Wrong Numbers	128	27%
Total	481	100%

Suicide	Calls	Percent
No	18	100%
Past	0	0%
Present	0	0%
Total	18	100%

Caller's Subject	Calls	Percent
Brother	1	6%
Client	0	0%
Daughter	0	0%
Father	0	0%
Friend	0	0%
Husband/Male sig other	0	0%
Inmate	0	0%
Misc. Family Member	0	0%
Mother	0	0%
Self	15	83%
Sister	0	0%
Son	2	11%
Unwilling/Other	0	0%
Wife/Female sig other	0	0%
Work	0	0%
Total	18	100%

Gambler's Gender	Calls	Percent
Female	6	33%
Male	10	56%
Unwilling/Other	2	11%
Total	18	100%

Ethnicity of Gambler	Calls	Percent
African American	4	22%
Asian American	0	0%
Caucasian	8	44%
Hispanic	0	0%
Other	0	0%
Multiracial	3	17%
Native American	0	0%
Unwilling/Unknown	3	17%
Total	18	100%

**Problem Gamblers Helpline
Arkansas Report**

Precipitating Event	Calls	Percent
Financial Problems	14	78%
Marital Problems	3	17%
Family Problems	5	28%
Job Problems	0	0%
Mental Health Problems	5	28%
Physical Health Problems	0	0%
Legal Problems	0	0%
Other Problems	3	17%

* Percent greater than 100 because many individuals indicated more than one problem area.

The percent associated with each type of gambling indicates what percent of all the callers indicated that form of gambling was a problem for them.

Most Problematic Gambling	Calls	Percent
Casino-Baccarat	0	0%
Casino-Bingo	0	0%
Casino-Blackjack	0	0%
Casino-Cards	0	0%
Casino-Dice	0	0%
Casino-Horserace	0	0%
Casino-Keno	0	0%
Casino-Other	0	0%
Casino-Pari-mut	0	0%
Casino-Poker	0	0%
Casino-Roulette	0	0%
Casino-Sports	0	0%
Casino-Unspec.	1	6%
Casino-Unwilling	1	6%
Casino- V. Keno	0	0%
Casino- V. Poker	0	0%
Casino-Slots	10	56%
Internet-Baccarat	0	0%
Internet-Bingo	0	0%
Internet-Blackjack	0	0%
Internet-Dice	0	0%
Internet-Keno	0	0%
Internet-Lottery	0	0%
Internet-Poker	0	0%
Internet-Roulette	0	0%
Internet-Slots	2	11%
Internet-Sports	2	11%
Internet-Table Games	0	0%
Internet-Unspec.	0	0%
Internet- V. Poker	0	0%
Lottery-Lotto	0	0%
Lottery-Numbers	0	0%
Lottery-Online	0	0%
Lottery-Other	0	0%
Lottery- Pull Tab	0	0%
Lottery- Pun. Card	0	0%
Lottery-Scratch Offs	0	0%
Lottery-Sweeps	0	0%
NFT- Non Fungible Tokens	0	0%
Non-Casino-8-Liner	0	0%
Non-Casino-Bingo	0	0%
Non-Casino-Cards/Dice	1	6%
Non-Casino-Crypto	0	0%
Non-Casino-Dog Race	0	0%
Non-Casino-Horse Race	0	0%
Non-Casino-Internet	0	0%
Non-Casino-Poker Rm	0	0%
Non-Casino-Raffle/50-50 Drawings	0	0%
Non-Casino-Skill Machines	0	0%
Non-Casino-Slots	0	0%
Non-Casino-V. Poker	0	0%
Non-Casino-Video Gaming	0	0%

**Problem Gamblers Helpline
Arkansas Report**

Sports-Baseball	0	0%
Sports-Basketball	0	0%
Sports-Casino	0	0%
Sports-Cock Fight	0	0%
Sports-Fantasy	0	0%
Sports-Football	0	0%
Sports-Hockey	0	0%
Sports-Other	0	0%
Sports-Soccer	0	0%
Sports-Unspec.	0	0%
Stock Market- Bus Risk	0	0%
Stock Market-Day Trade	0	0%
Stock Market-Margin	0	0%
Stock Market-Options	0	0%
Stock Market-Other	0	0%
Stock Market-Stocks	0	0%
Stock Market-Unspec.	0	0%
Unspec./Unwilling/Other	1	6%
VGT-Video Gaming Terminals	0	0%
Total	18	100%

Gambler Employed	Calls	Percent
Employed	7	39%
Other	2	11%
Retired	4	22%
Unsure	0	0%
Unemployed	1	6%
Unwilling	4	22%
Total	18	100%

Age Group of Gamblers	Calls	Percent
13-17	0	0%
18-24	2	11%
25-34	4	22%
35-44	3	17%
45-54	4	22%
55-64	4	22%
65+	0	0%
Unsure	0	0%
Unwilling	1	6%
Total	18	100%

Other Problems Identified	Yes		No	
	Yes	Percentage	No	Percentage
Alcoholism	2	11.1%	12	66.7%
Drug Abuse	2	11.1%	12	66.7%
Depression	7	38.9%	6	33.3%
Eating Disorder	1	5.6%	12	66.7%
Overspending	6	33.3%	7	38.9%
Smoking	1	5.6%	12	66.7%
Sexual Addiction	1	5.6%	12	66.7%

Problems Identified in Family	Yes		No	
	Yes	Percentage	No	Percentage
Abuse	1	5.6%	8	44.4%
Alcoholism	2	11.1%	7	38.9%
Drug Abuse	1	5.6%	8	44.4%
Eating Disorder	0	0.0%	9	50.0%
Gambling	0	0.0%	9	50.0%

**Problem Gamblers Helpline
Arkansas Report**

Misc Questions	Yes		No	
	Yes	Percentage	No	Percentage
Do you have mental health insurance?	1	6%	10	56%
Are you familiar with GA?	5	28%	7	39%
Are you a Veteran?	0	0%	11	61%
Have you ever filed bankruptcy?	0	0%	11	61%
Have you ever had credit problems?	4	22%	7	39%

Gambling Activity	Average	Std. Deviation
How many hours per week do you spend gambling?	3.4	6.5
How many people depend on you (or the gambler) for the majority of their food/shelter?	0.2	0.5
How long have you gambled (years)?	11.2	8.8
How long has gambling caused problems in your life (years)?	6.3	7.9

Marital Status	Calls	Percent
Cohabiting	0	0%
Divorced	2	11%
Married	5	28%
N/A	0	0%
Separated	0	0%
Single	6	33%
Widowed	0	0%
Unsure	0	0%
Unwilling/Other	5	28%
Total	18	100%

Number of Children	Calls	Percent
No children	15	83%
One Child	2	11%
Two Children	1	6%
Three Children	0	0%
Four Children	0	0%
Five Children	0	0%
Six Children	0	0%
Seven Children or More	0	0%
Unwilling	0	0%
Total	18	100%

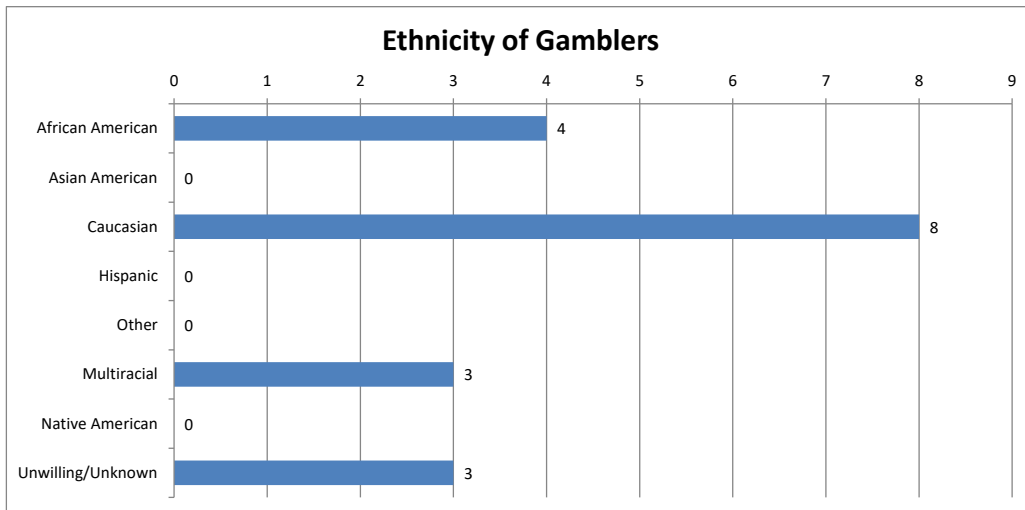
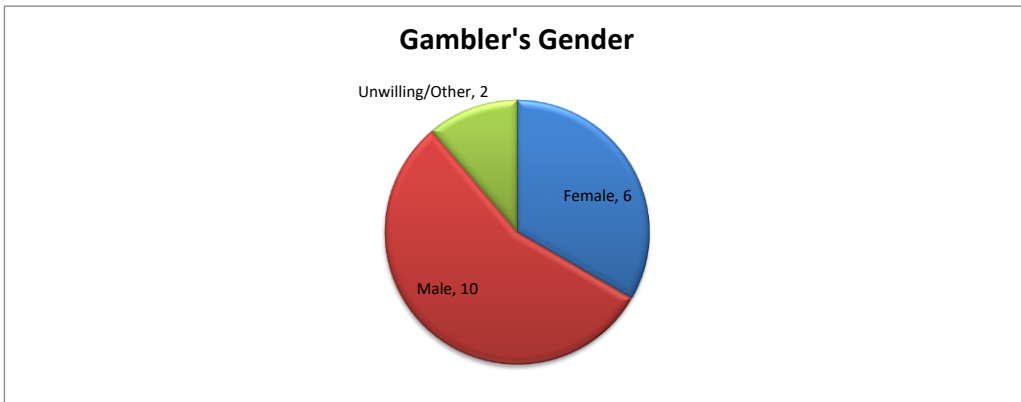
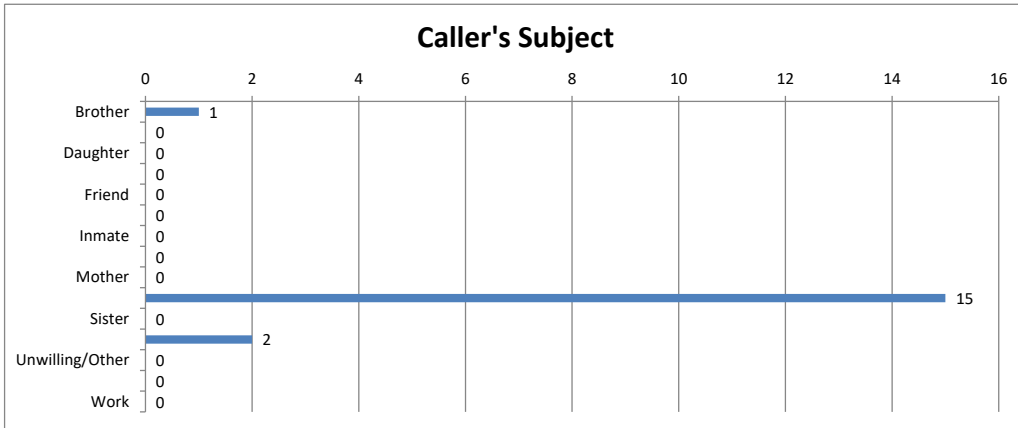

Gamblers Debt	Calls	Percent
No	5	28%
Unknown	0	0%
Unwilling	5	28%
Yes	8	44%
Total	18	100%

**Problem Gamblers Helpline
Arkansas Report**

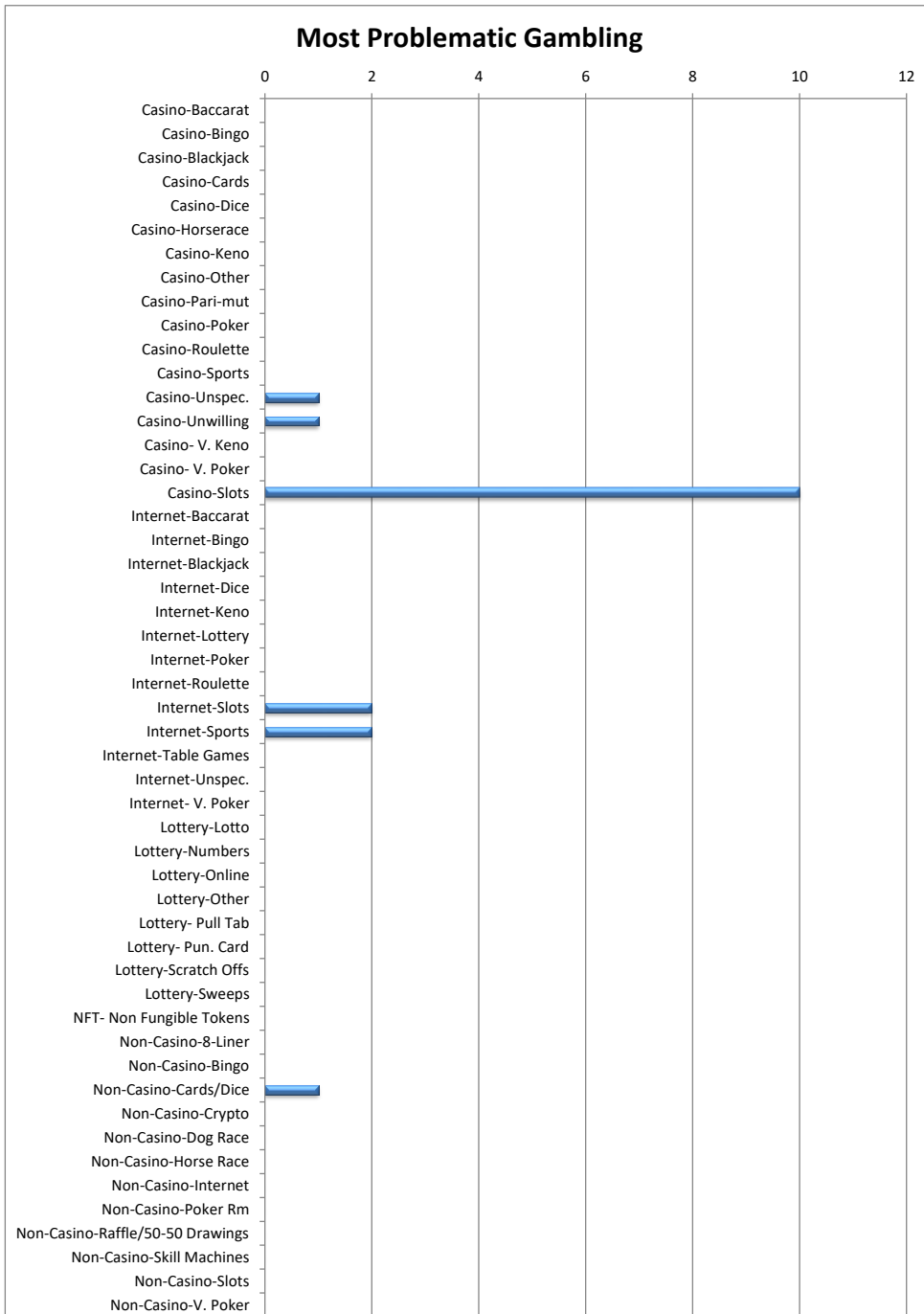
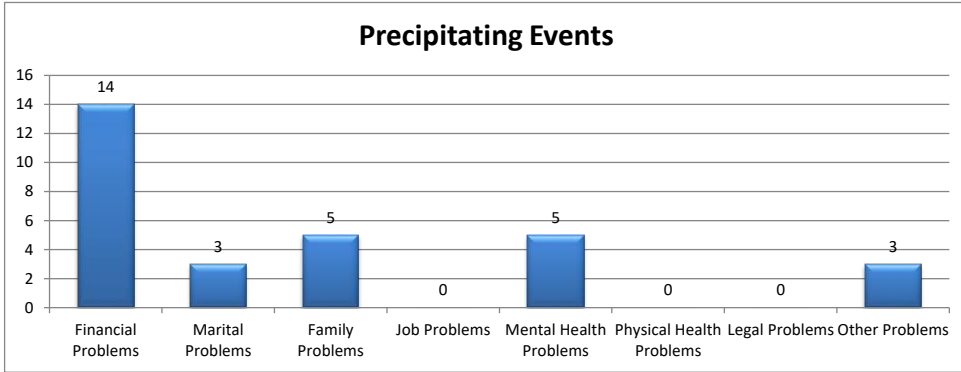
Calls by Gambler Salary	Calls	Percent
\$10,000-\$14,999	0	0%
\$100,000-\$149,999	0	0%
\$15,000-\$24,999	2	11%
\$25,000-\$34,999	0	0%
\$35,000-49,999	1	6%
\$5,000-\$9,999	0	0%
\$50,000-\$74,999	2	11%
\$75,000-\$99,999	0	0%
above \$150,000	1	6%
less than \$5,000	0	0%
No Income	0	0%
Unknown	0	0%
Unsure	2	11%
Unwilling	10	56%
Total	18	100%

How Caller Heard of Problem Gamblers Helpline	Calls	Percent
Billboard	0	0%
Bingo Hall	0	0%
Brochure	0	0%
Casino	2	11%
Casino Card	1	6%
Court	0	0%
Crisis Line	0	0%
Family Member	0	0%
Friend	0	0%
Horserace/Racetrack	0	0%
Internet	6	33%
Lottery	1	6%
Newspaper	0	0%
Phone Operator (411)	0	0%
Phonebook	0	0%
Radio	2	11%
Repeat Caller	0	0%
Store	0	0%
Support Group	0	0%
Therapist	0	0%
Treatment Facility	1	6%
TV Commercial	0	0%
TV Program	0	0%
Unsure	0	0%
Work	0	0%
Unwilling/Other	5	28%
Total	18	100%



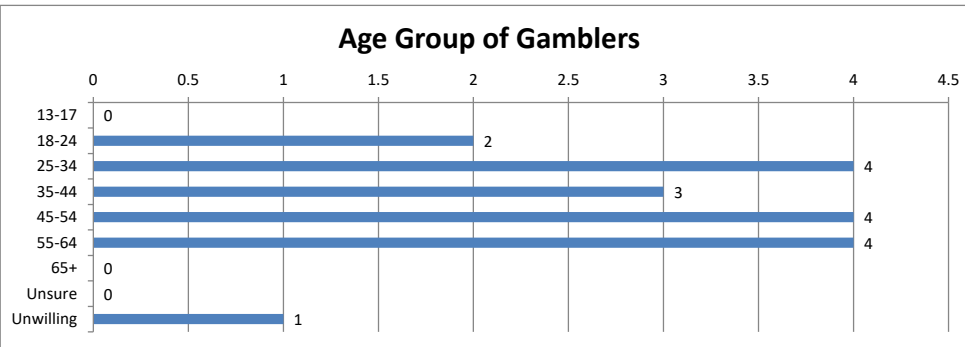
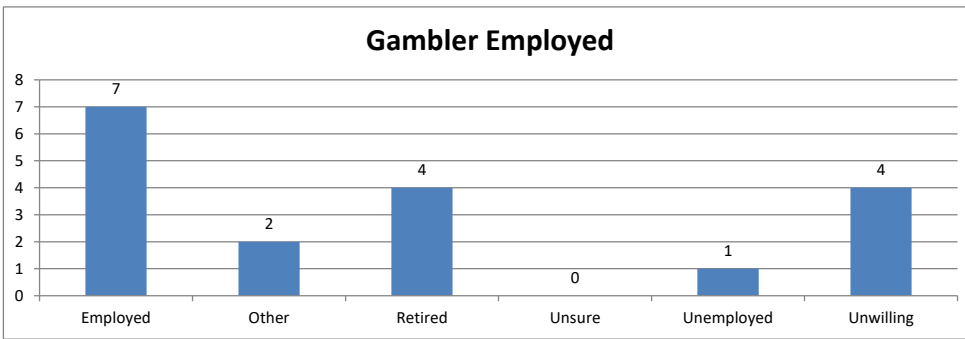
**Problem Gamblers Helpline
Arkansas Report**



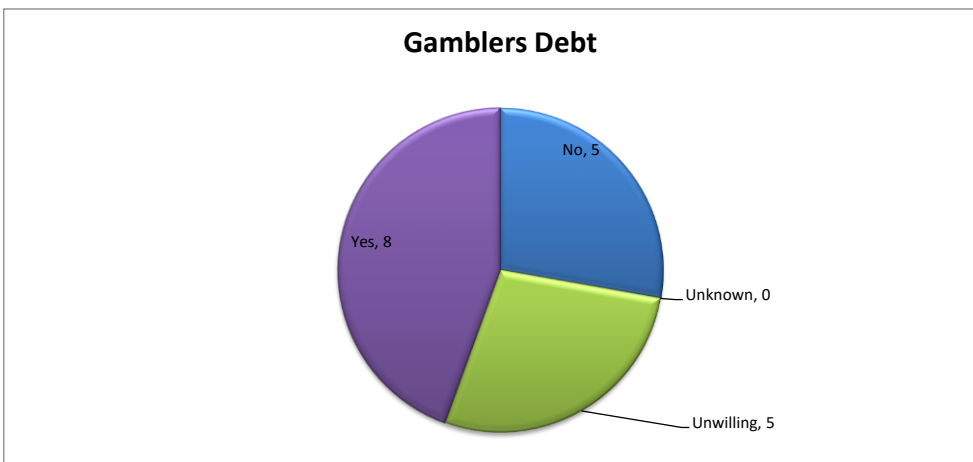
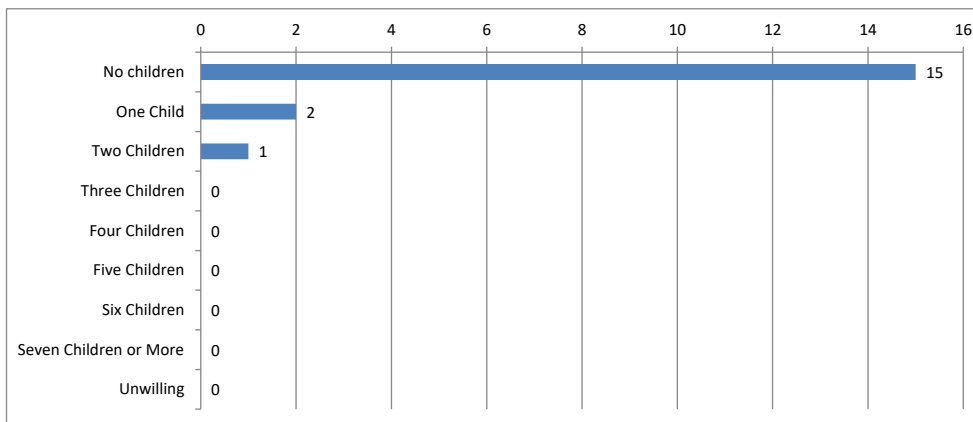
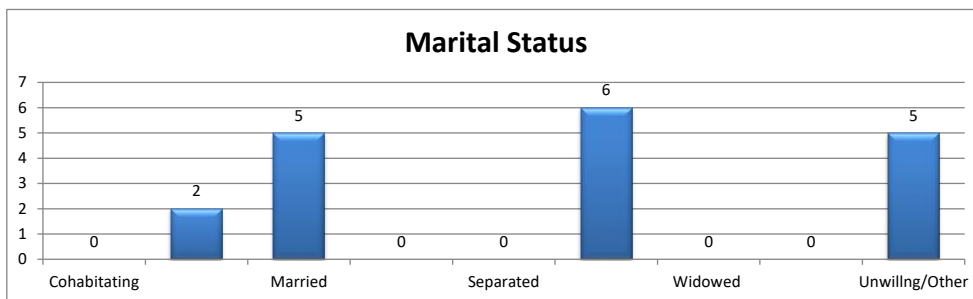
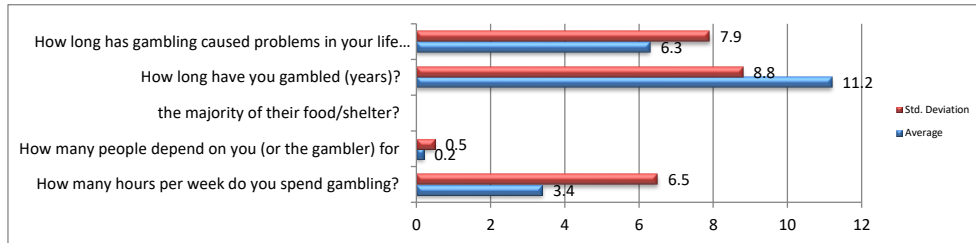
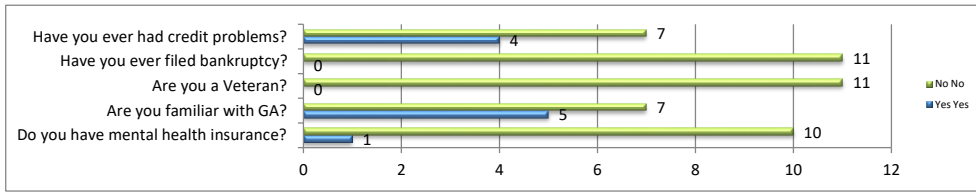
**Problem Gamblers Helpline
Arkansas Report**



**Problem Gamblers Helpline
Arkansas Report**



Problem Gamblers Helpline Arkansas Report



**Problem Gamblers Helpline
Arkansas Report**

