

**Problem Gamblers Helpline
Arkansas Report**

Problem Gamblers Helpline 2/1/2024-2/29/2024 Arkansas Report

Total Calls 195
Total LACG Intakes 9

Call Type	Call Type	Average Type
Hang-ups	30	15%
LACG INTAKE	9	5%
Other	51	26%
Seeking Casino Information	33	17%
Chat	10	5%
Text	6	3%
Seeking Lottery Information	15	8%
Wrong Numbers	41	21%
Total	195	100%

Suicide	Calls	Percent
No	9	100%
Past	0	0%
Present	0	0%
Total	9	100%

Caller's Subject	Calls	Percent
Brother	0	0%
Client	0	0%
Daughter	0	0%
Father	0	0%
Friend	0	0%
Husband/Male sig other	0	0%
Inmate	0	0%
Misc. Family Member	0	0%
Mother	0	0%
Self	9	100%
Sister	0	0%
Son	0	0%
Unwilling/Other	0	0%
Wife/Female sig other	0	0%
Work	0	0%
Total	9	100%

Gambler's Gender	Calls	Percent
Female	1	11%
Male	8	89%
Unwilling/Other	0	0%
Total	9	100%

Ethnicity of Gambler	Calls	Percent
African American	1	11%
Asian American	0	0%
Caucasian	4	44%
Hispanic	1	11%
Other	1	11%
Multiracial	0	0%
Native American	0	0%
Unwilling/Unknown	2	22%
Total	9	100%

**Problem Gamblers Helpline
Arkansas Report**

Precipitating Event	Calls	Percent
Financial Problems	5	56%
Marital Problems	0	0%
Family Problems	2	22%
Job Problems	0	0%
Mental Health Problems	2	22%
Physical Health Problems	0	0%
Legal Problems	0	0%
Other Problems	2	22%

* Percent greater than 100 because many individuals indicated more than one problem area.

The percent associated with each type of gambling indicates what percent of all the callers indicated that form of gambling was a problem for them.

Most Problematic Gambling	Calls	Percent
Casino-Baccarat	0	0%
Casino-Bingo	0	0%
Casino-Blackjack	0	0%
Casino-Cards	0	0%
Casino-Dice	0	0%
Casino-Horserace	0	0%
Casino-Keno	0	0%
Casino-Other	0	0%
Casino-Pari-mut	0	0%
Casino-Poker	1	11%
Casino-Roulette	0	0%
Casino-Sports	0	0%
Casino-Unspec.	0	0%
Casino-Unwilling	0	0%
Casino- V. Keno	0	0%
Casino- V. Poker	0	0%
Casino-Slots	4	44%
Internet-Baccarat	0	0%
Internet-Bingo	0	0%
Internet-Blackjack	0	0%
Internet-Dice	0	0%
Internet-Keno	0	0%
Internet-Lottery	0	0%
Internet-Poker	0	0%
Internet-Roulette	0	0%
Internet-Slots	0	0%
Internet-Sports	2	22%
Internet-Table Games	2	22%
Internet-Unspec.	0	0%
Internet- V. Poker	0	0%
Lottery-Lotto	0	0%
Lottery-Numbers	0	0%
Lottery-Online	0	0%
Lottery-Other	0	0%
Lottery- Pull Tab	0	0%
Lottery- Pun. Card	0	0%
Lottery-Scratch Offs	0	0%
Lottery-Sweeps	0	0%
NFT- Non Fungible Tokens	0	0%
Non-Casino-8-Liner	0	0%
Non-Casino-Bingo	0	0%
Non-Casino-Cards/Dice	0	0%
Non-Casino-Crypto	0	0%
Non-Casino-Dog Race	0	0%
Non-Casino-Horse Race	0	0%
Non-Casino-Internet	0	0%
Non-Casino-Poker Rm	0	0%
Non-Casino-Raffle/50-50 Drawings	0	0%
Non-Casino-Skill Machines	0	0%
Non-Casino-Slots	0	0%
Non-Casino-V. Poker	0	0%
Non-Casino-Video Gaming	0	0%
Sports-Baseball	0	0%

**Problem Gamblers Helpline
Arkansas Report**

Sports-Basketball	0	0%
Sports-Casino	0	0%
Sports-Cock Fight	0	0%
Sports-Fantasy	0	0%
Sports-Football	0	0%
Sports-Hockey	0	0%
Sports-Other	0	0%
Sports-Soccer	0	0%
Sports-Unspec.	0	0%
Stock Market- Bus Risk	0	0%
Stock Market-Day Trade	0	0%
Stock Market-Margin	0	0%
Stock Market-Options	0	0%
Stock Market-Other	0	0%
Stock Market-Stocks	0	0%
Stock Market-Unspec.	0	0%
Unspec./Unwilling/Other	0	0%
VGT-Video Gaming Terminals	0	0%
Total	9	100%

Gambler Employed	Calls	Percent
Employed	7	78%
Other	1	11%
Retired	0	0%
Unsure	0	0%
Unemployed	0	0%
Unwilling	1	11%
Total	9	100%

Age Group of Gamblers	Calls	Percent
13-17	0	0%
18-24	3	33%
25-34	2	22%
35-44	2	22%
45-54	2	22%
55-64	0	0%
65+	0	0%
Unsure	0	0%
Unwilling	0	0%
Total	9	100%

Other Problems Identified	Yes		No	
	Yes	Percentage	No	Percentage
Alcoholism	1	11.1%	7	77.8%
Drug Abuse	1	11.1%	7	77.8%
Depression	2	22.2%	6	66.7%
Eating Disorder	0	0.0%	8	88.9%
Overspending	2	22.2%	6	66.7%
Smoking	2	22.2%	6	66.7%
Sexual Addiction	0	0.0%	8	88.9%

Problems Identified in Family	Yes		No	
	Yes	Percentage	No	Percentage
Abuse	1	11.1%	3	33.3%
Alcoholism	2	22.2%	3	33.3%
Drug Abuse	1	11.1%	3	33.3%
Eating Disorder	0	0.0%	4	44.4%
Gambling	3	33.3%	1	11.1%

**Problem Gamblers Helpline
Arkansas Report**

Misc Questions	Yes		No	
	Yes	Percentage	No	Percentage
Do you have mental health insurance?	3	33%	5	56%
Are you familiar with GA?	3	33%	4	44%
Are you a Veteran?	0	0%	8	89%
Have you ever filed bankruptcy?	0	0%	8	89%
Have you ever had credit problems?	1	11%	6	67%

Gambling Activity	Average	Std. Deviation
How many hours per week do you spend gambling?	11.7	20.6
How many people depend on you (or the gambler) for the majority of their food/shelter?	0.1	0.3
How long have you gambled (years)?	8.3	9.2
How long has gambling caused problems in your life (years)?	1.5	0.8

Marital Status	Calls	Percent
Cohabiting	0	0%
Divorced	0	0%
Married	1	11%
N/A	0	0%
Separated	1	11%
Single	6	67%
Widowed	0	0%
Unsure	0	0%
Unwilling/Other	1	11%
Total	9	100%

Number of Children	Calls	Percent
No children	8	89%
One Child	1	11%
Two Children	0	0%
Three Children	0	0%
Four Children	0	0%
Five Children	0	0%
Six Children	0	0%
Seven Children or More	0	0%
Unwilling	0	0%
Total	9	100%

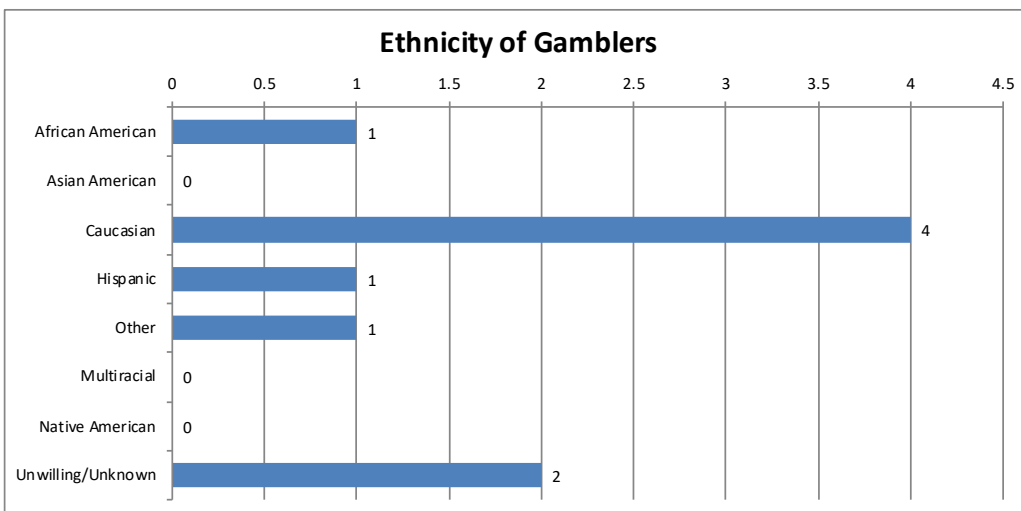
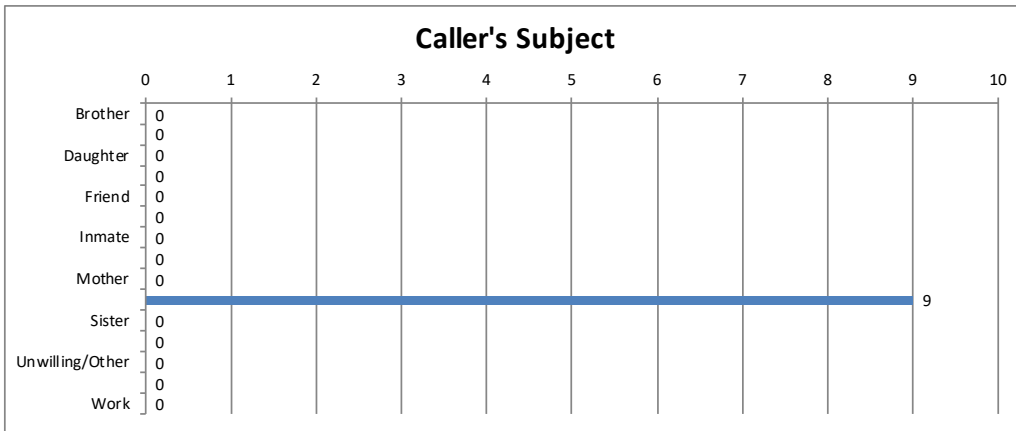
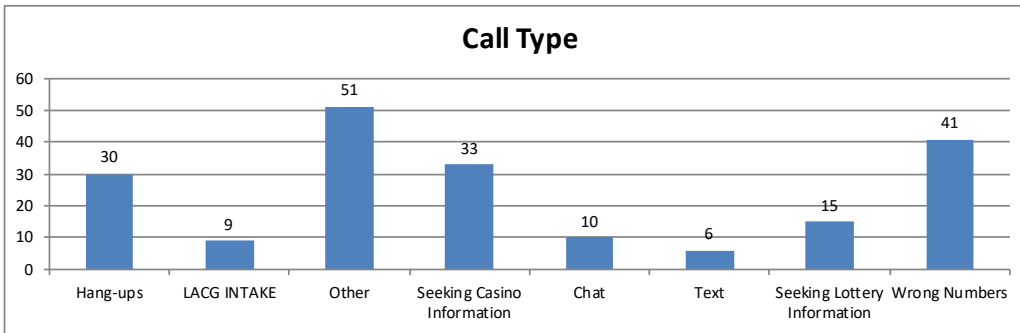
Gamblers Debt	Calls	Percent
No	5	56%
Unknown	0	0%
Unwilling	1	11%
Yes	3	33%
Total	9	100%

**Problem Gamblers Helpline
Arkansas Report**


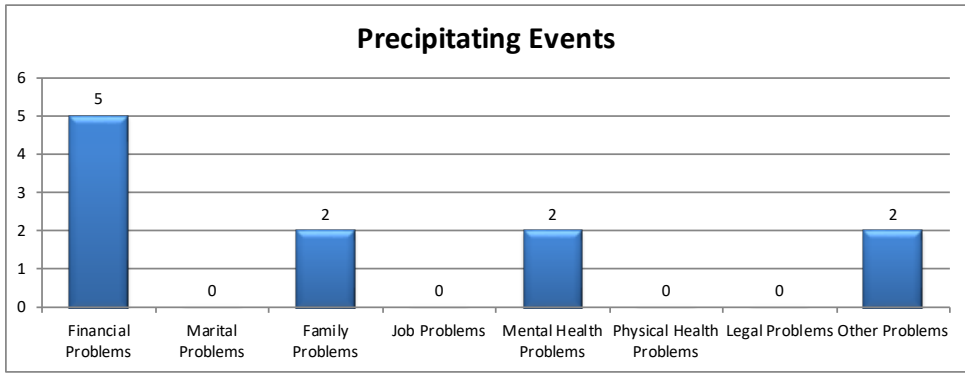
Calls by Gambler Salary	Calls	Percent
\$10,000-\$14,999	0	0%
\$100,000-\$149,999	1	11%
\$15,000-\$24,999	1	11%
\$25,000-\$34,999	0	0%
\$35,000-49,999	1	11%
\$5,000-\$9,999	0	0%
\$50,000-\$74,999	0	0%
\$75,000-\$99,999	0	0%
above \$150,000	0	0%
less than \$5,000	0	0%
No Income	1	11%
Unknown	0	0%
Unsure	0	0%
Unwilling	5	56%
Total	9	100%

How Caller Heard of Problem Gamblers Helpline	Calls	Percent
Billboard	0	0%
Bingo Hall	0	0%
Brochure	0	0%
Casino	1	11%
Casino Card	1	11%
Court	0	0%
Crisis Line	0	0%
Family Member	0	0%
Friend	0	0%
Horserace/Racetrack	0	0%
Internet	5	56%
Lottery	0	0%
Newspaper	0	0%
Phone Operator (411)	0	0%
Phonebook	0	0%
Radio	0	0%
Repeat Caller	0	0%
Store	0	0%
Support Group	0	0%
Therapist	0	0%
Treatment Facility	0	0%
TV Commercial	0	0%
TV Program	0	0%
Unsure	0	0%
Work	0	0%
Unwilling/Other	2	22%
Total	9	100%

**Problem Gamblers Helpline
Arkansas Report**

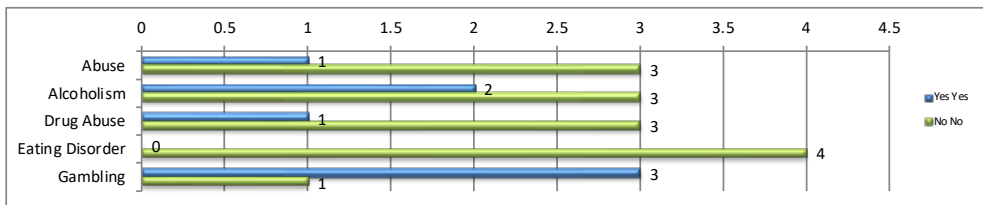
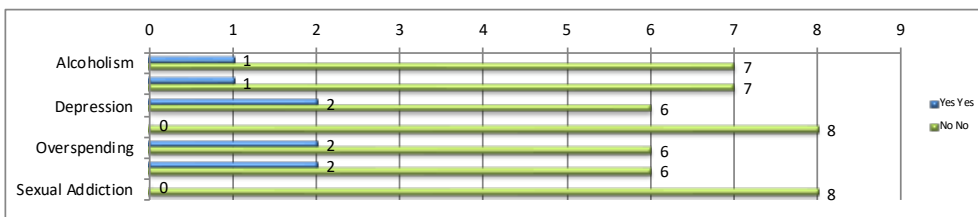
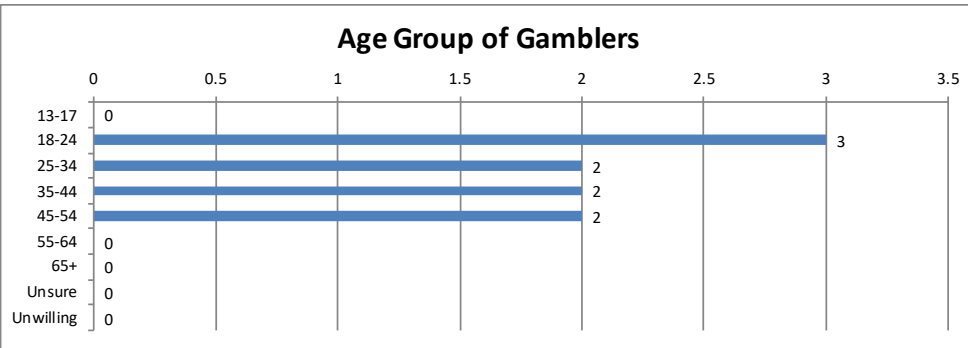
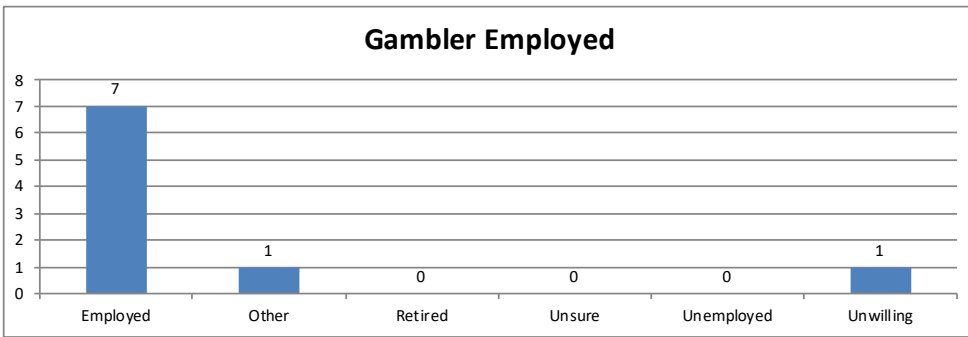


**Problem Gamblers Helpline
Arkansas Report**

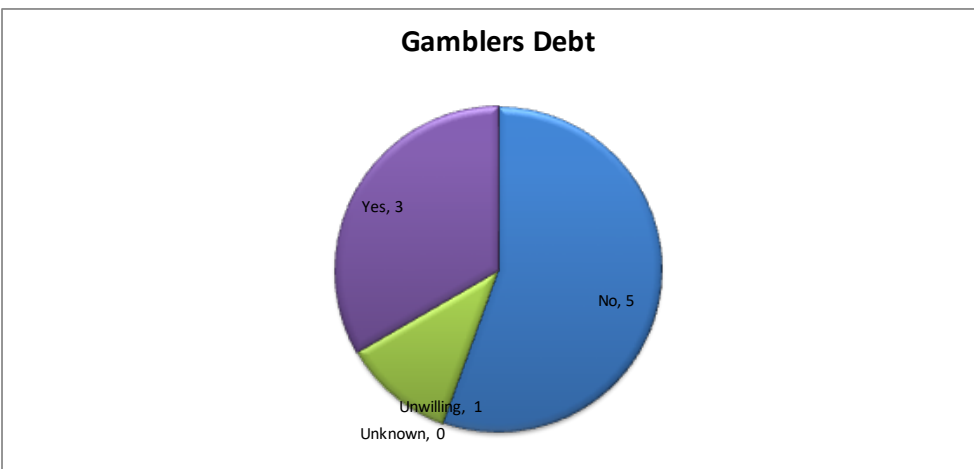
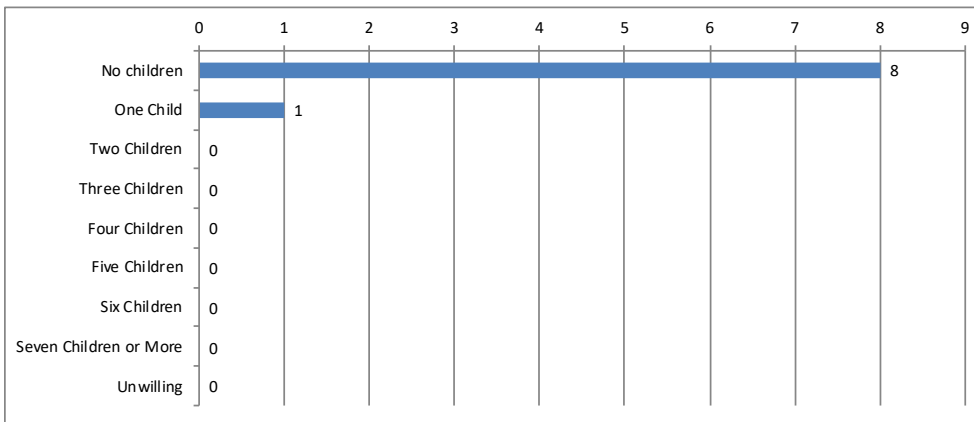
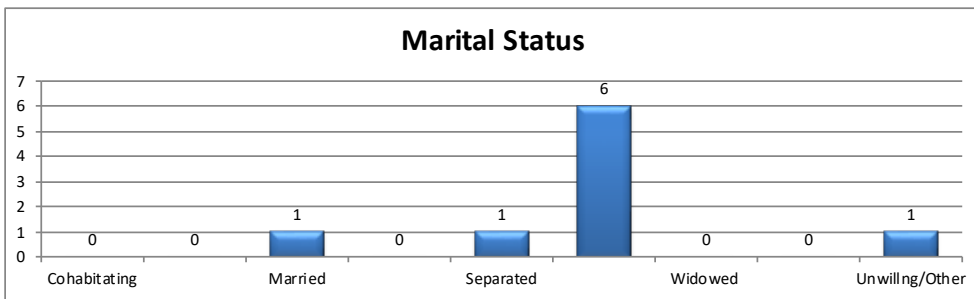
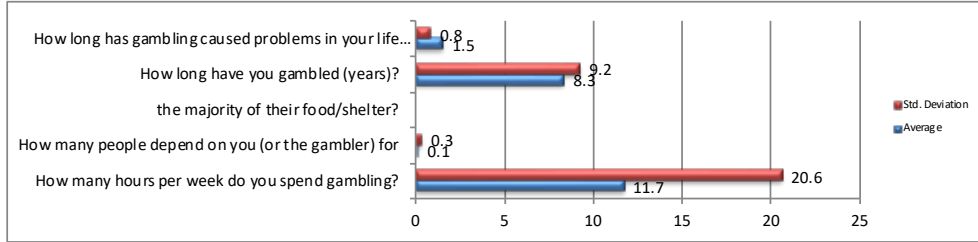
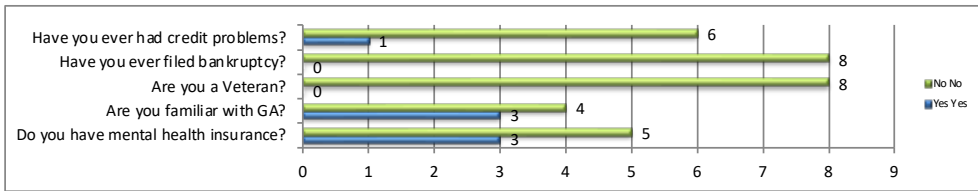


**Problem Gamblers Helpline
Arkansas Report**

Sports-Baseball	
Sports-Basketball	
Sports-Casino	
Sports-Cock Fight	
Sports-Fantasy	
Sports-Football	
Sports-Hockey	
Sports-Other	
Sports-Soccer	
Sports-Unspec.	
Stock Market- Bus Risk	
Stock Market-Day Trade	
Stock Market-Margin	
Stock Market-Options	
Stock Market-Other	
Stock Market-Stocks	
Stock Market-Unspec.	
Unspec./Unwilling/Other	
VGT-Video Gaming Terminals	



**Problem Gamblers Helpline
Arkansas Report**



**Problem Gamblers Helpline
Arkansas Report**

