


**Problem Gamblers Helpline
Arkansas Report**

Problem Gamblers Helpline 2/1/2013-2/28/2013 Arkansas Report


Total Calls 779
Total LACG Intakes 10

Call Type	Call Type	Average Type
Casino	291	37.4%
Hang ups	118	15.1%
LACG Intakes	10	1.3%
Lottery	251	32.2%
Other	5	0.6%
Wrong #	104	13.4%



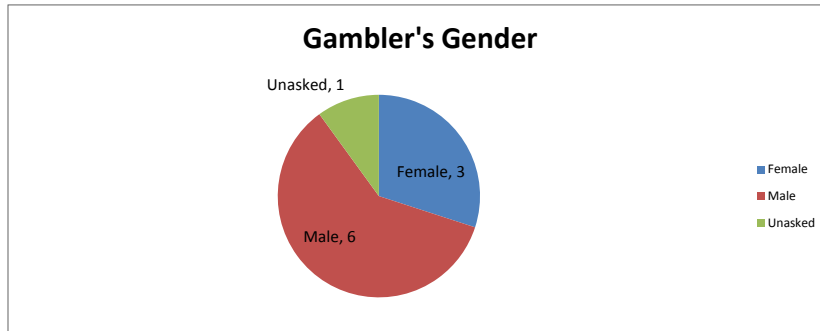
Suicide	Suicide	Average Suicidal
No	10	100%
Past	0	0%
Present	0	0%

Caller's Subject	Caller's Subject	Average Relationship
Clients	1	10%
Family Members	0	0%
Father	0	0%
Friend	0	0%
Husband/Male sig other	0	0%
Mother	1	10%
Self	8	80%
Unknown	0	0%
Wife/Female sig other	0	0%

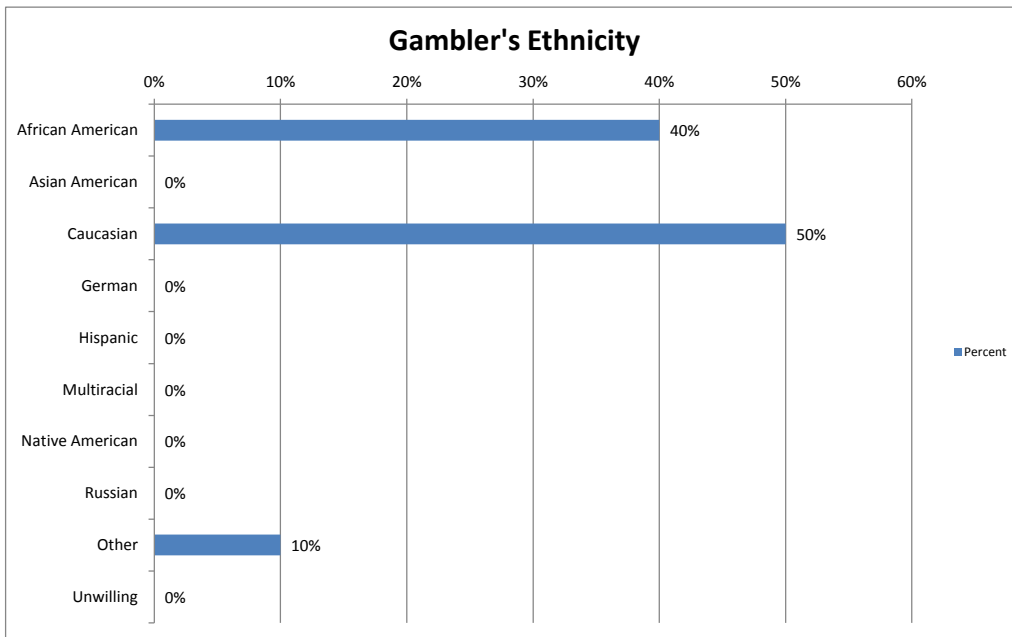


**Problem Gamblers Helpline
Arkansas Report**

Gambler's Gender	Gambler's Gender	Average Gender
Female	3	30%
Male	6	60%
Unasked	1	10%

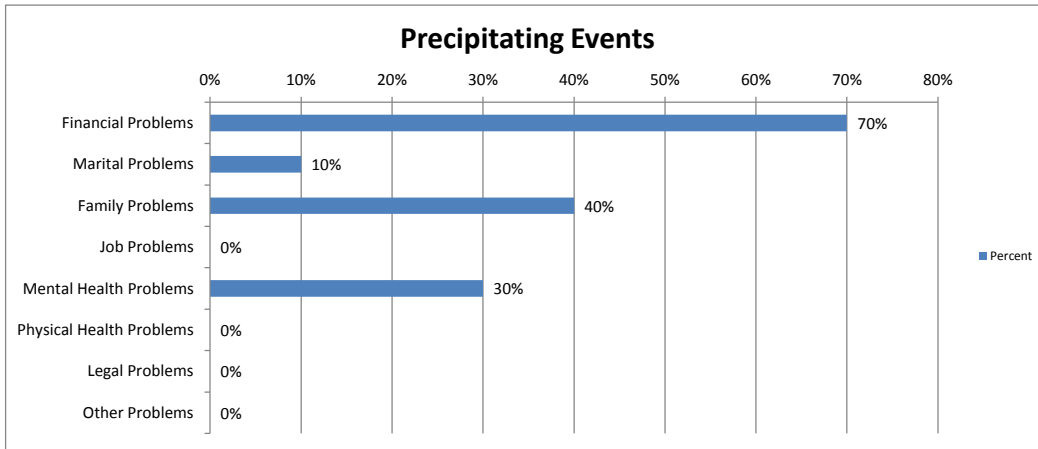


Ethnicity of Gambler	Percent	Calls
African American	40%	4
Asian American	0%	0
Caucasian	50%	5
German	0%	0
Hispanic	0%	0
Multiracial	0%	0
Native American	0%	0
Russian	0%	0
Other	10%	1
Unwilling	0%	0



**Problem Gamblers Helpline
Arkansas Report**

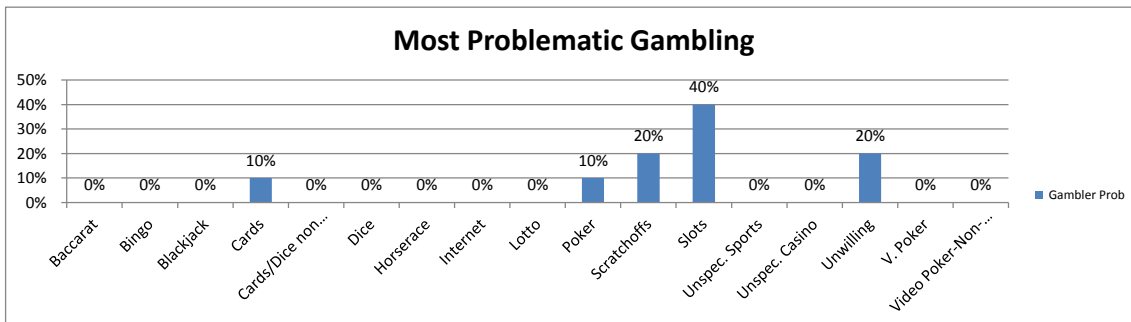
Precipitating Event	Percent	Calls
Financial Problems	70%	7
Marital Problems	10%	1
Family Problems	40%	4
Job Problems	0%	0
Mental Health Problems	30%	3
Physical Health Problems	0%	0
Legal Problems	0%	0
Other Problems	0%	0



* Percent greater than 100 because many individuals indicated more than one problem area.

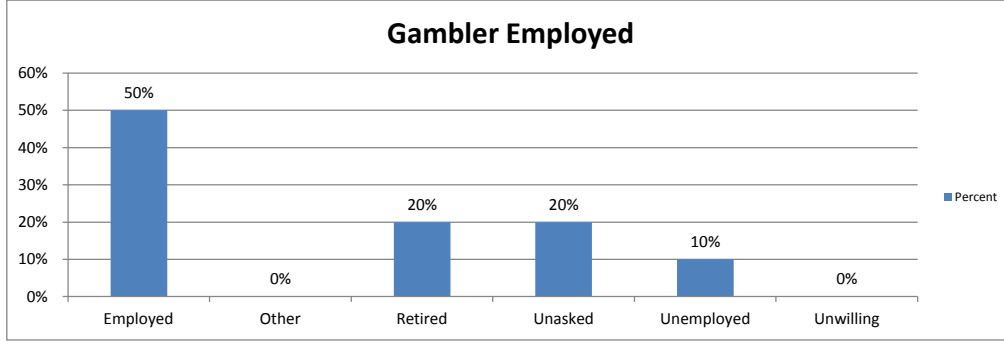
The percent associated with each type of gambling indicates what percent of all the callers indicated that form of gambling was a problem for them.

Most Problematic Gambling	Gambler Prob	Calls
Baccarat	0%	0
Bingo	0%	0
Blackjack	0%	0
Cards	10%	1
Cards/Dice non casino	0%	0
Dice	0%	0
Horseshoe	0%	0
Internet	0%	0
Lotto	0%	0
Poker	10%	1
Scratchoffs	20%	2
Slots	40%	4
Unspec. Sports	0%	0
Unspec. Casino	0%	0
Unwilling	20%	2
V. Poker	0%	0
Video Poker-Non-Casino	0%	0

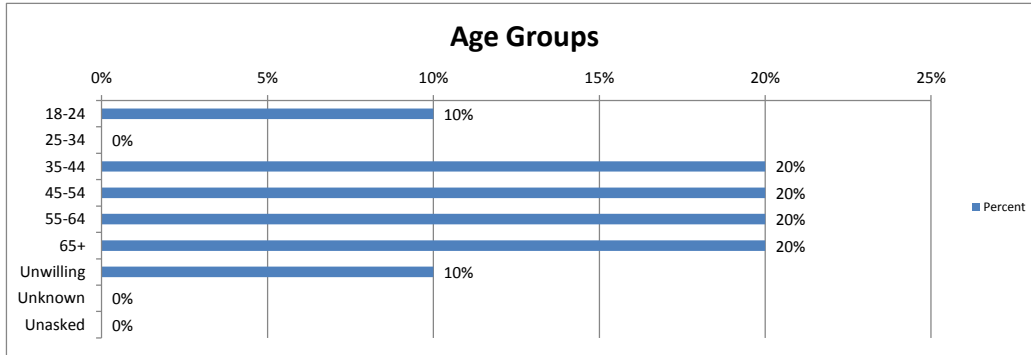


**Problem Gamblers Helpline
Arkansas Report**

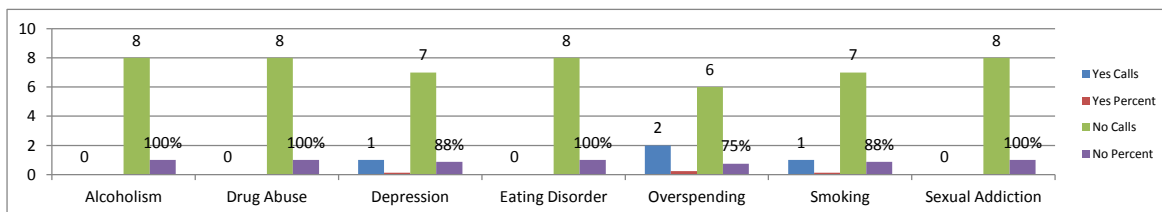
Gambler Employed	Percent	Calls by Gambler
Employed	50%	5
Other	0%	0
Retired	20%	2
Unasked	20%	2
Unemployed	10%	1
Unwilling	0%	0



Age Group of Gamblers	Percent	Calls
18-24	10%	1
25-34	0%	0
35-44	20%	2
45-54	20%	2
55-64	20%	2
65+	20%	2
Unwilling	10%	1
Unknown	0%	0
Unasked	0%	0



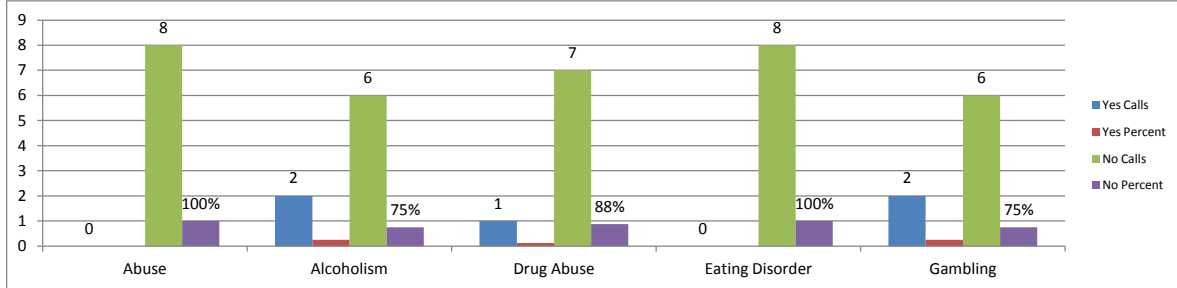
Other Problems Identified	Calls	Yes		No	
		Percent	Calls	Percent	Calls
Alcoholism	0	0%	8	100%	8
Drug Abuse	0	0%	8	100%	8
Depression	1	13%	7	88%	7
Eating Disorder	0	0%	8	100%	8
Overspending	2	25%	6	75%	6
Smoking	1	13%	7	88%	7
Sexual Addiction	0	0%	8	100%	8



**Problem Gamblers Helpline
Arkansas Report**

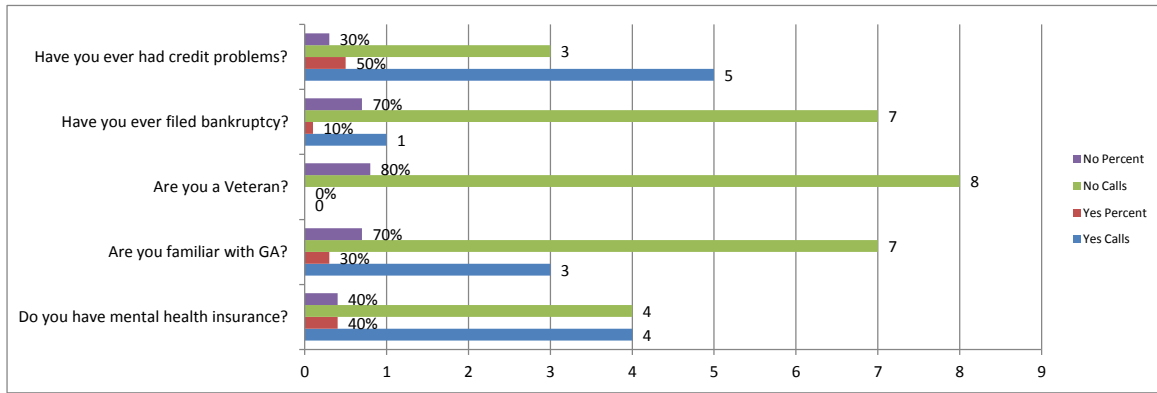
Problems Identified in Family

	Yes		No	
	Calls	Percent	Calls	Percent
Abuse	0	0%	8	100%
Alcoholism	2	25%	6	75%
Drug Abuse	1	13%	7	88%
Eating Disorder	0	0%	8	100%
Gambling	2	25%	6	75%



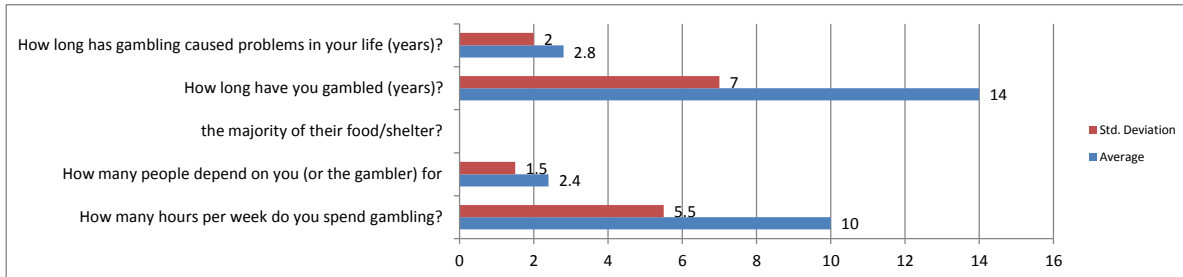
Misc Questions

	Yes		No	
	Calls	Percent	Calls	Percent
Do you have mental health insurance?	4	40%	4	40%
Are you familiar with GA?	3	30%	7	70%
Are you a Veteran?	0	0%	8	80%
Have you ever filed bankruptcy?	1	10%	7	70%
Have you ever had credit problems?	5	50%	3	30%



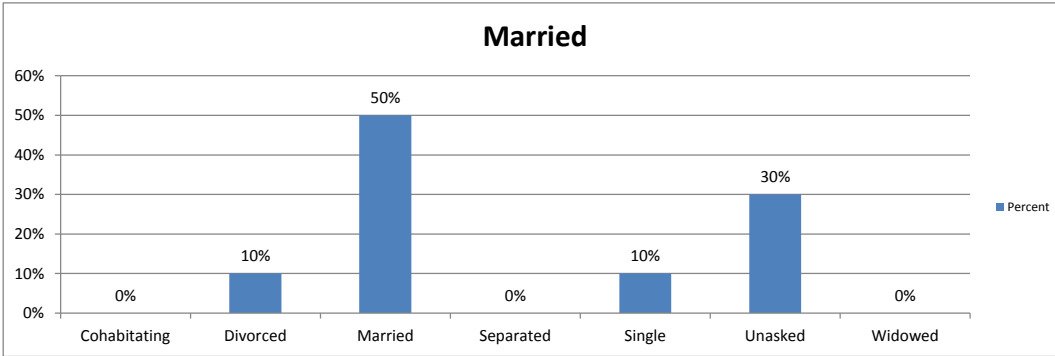
Gambling Activity Questions

	Average	Std. Deviation
How many hours per week do you spend gambling?	10	5.5
How many people depend on you (or the gambler) for the majority of their food/shelter?	2.4	1.5
How long have you gambled (years)?	14	7
How long has gambling caused problems in your life (years)?	2.8	2

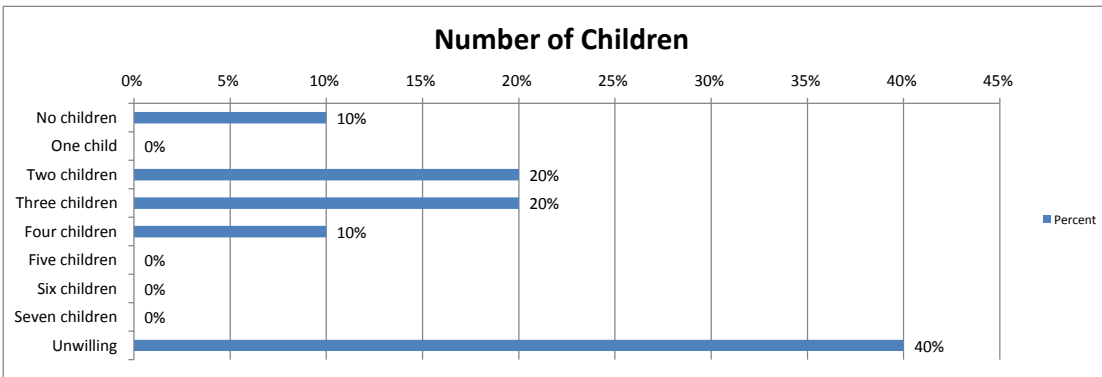


**Problem Gamblers Helpline
Arkansas Report**

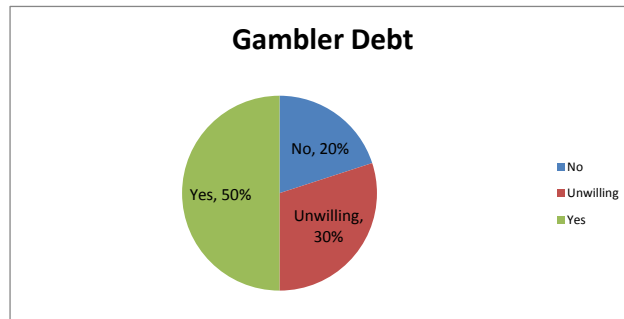
Marital Status	Percent	Calls
Cohabiting	0%	0
Divorced	10%	1
Married	50%	5
Separated	0%	0
Single	10%	1
Unasked	30%	3
Widowed	0%	0



Number of Children	Percent	Calls
No children	10%	1
One child	0%	0
Two children	20%	2
Three children	20%	2
Four children	10%	1
Five children	0%	0
Six children	0%	0
Seven children	0%	0
Unwilling	40%	4

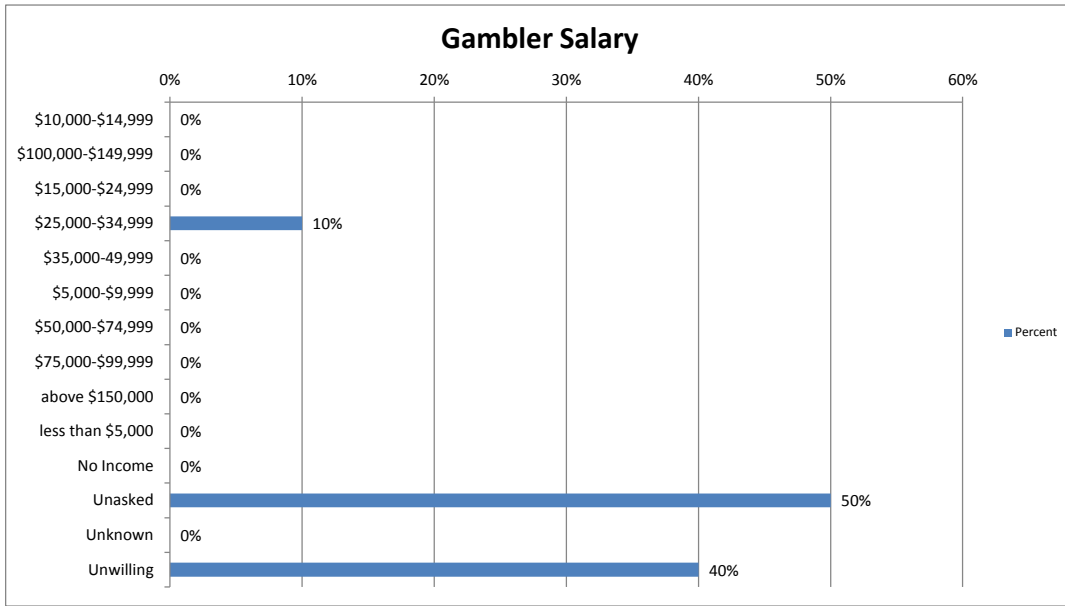


Gambler Debt	Percent	Calls
No	20%	2
Unwilling	30%	3
Yes	50%	5



**Problem Gamblers Helpline
Arkansas Report**

Calls by Gambler Salary	Percent	Calls
\$10,000-\$14,999	0%	0
\$100,000-\$149,999	0%	0
\$15,000-\$24,999	0%	0
\$25,000-\$34,999	10%	1
\$35,000-49,999	0%	0
\$5,000-\$9,999	0%	0
\$50,000-\$74,999	0%	0
\$75,000-\$99,999	0%	0
above \$150,000	0%	0
less than \$5,000	0%	0
No Income	0%	0
Unasked	50%	5
Unknown	0%	0
Unwilling	40%	4



How Caller Heard of Problem Gamblers Helpline	Percent	Calls
ATM	0%	0
Billboard	0%	0
Bingo Hall	0%	0
Brochure	0%	0
Casino	10%	1
Casino Card	30%	3
Credit Union	0%	0
Crisis Line	0%	0
EAP	0%	0
Family Member	0%	0
Friend	0%	0
Internet	10%	1
Lottery	30%	3
Payphone	0%	0
Phonebook	0%	0
Radio	0%	0
Treatment Facility	10%	1
TV Commercial	0%	0
Unsure	10%	1

**Problem Gamblers Helpline
Arkansas Report**

