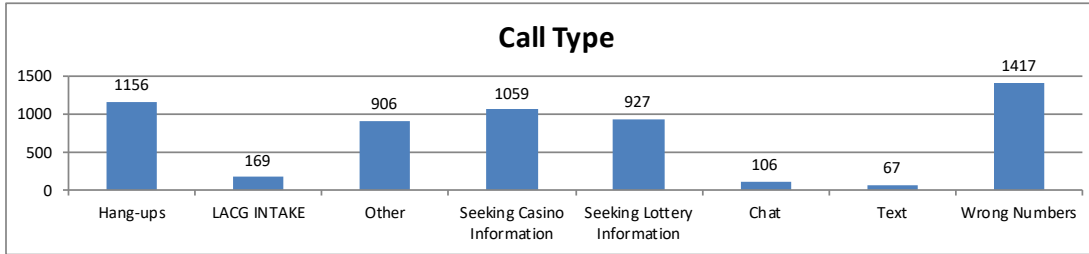


**Problem Gamblers Helpline  
Arkansas 2023-2024 Fiscal Year Report**

**Problem Gamblers Helpline 7/1/2023-6/30/2024 Arkansas Fiscal Year Report**


**Total Calls** 5807  
**Total LACG Intakes** 169

Call Type	Call Type	Average Type
Hang-ups	1156	19.9%
LACG INTAKE	169	2.9%
Other	906	15.6%
Seeking Casino Information	1059	18.2%
Seeking Lottery Information	927	16.0%
Chat	106	1.8%
Text	67	1.2%
Wrong Numbers	1417	24.4%
Total	5807	100.0%



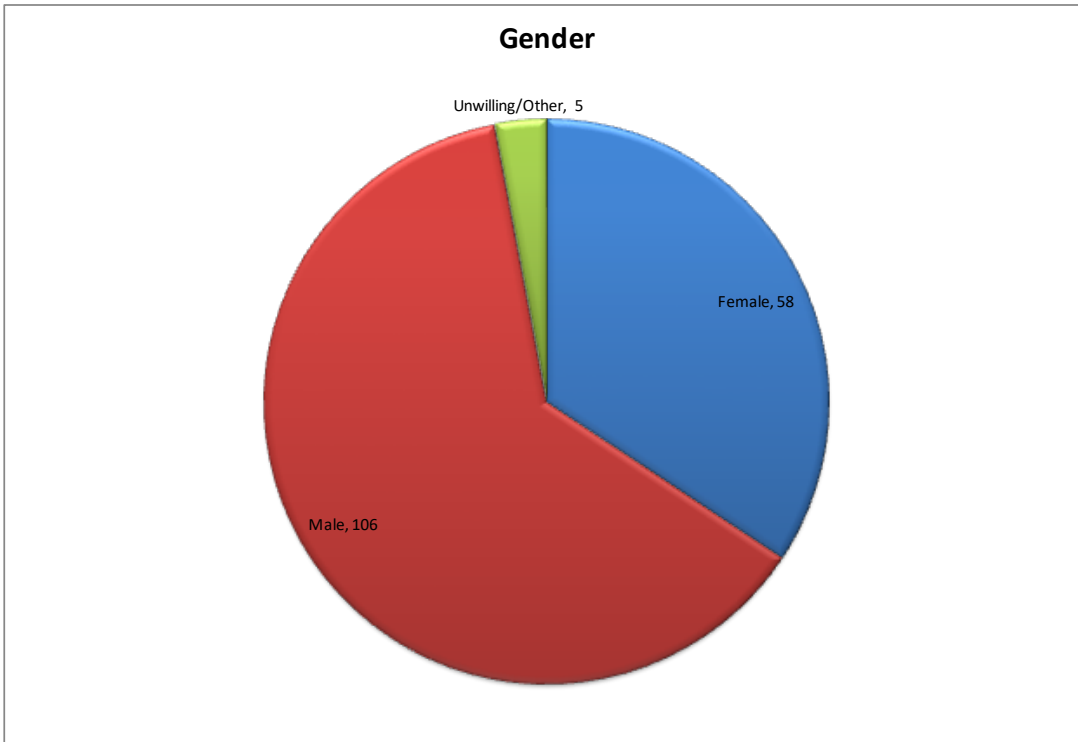
Suicide	Calls	Percent
No	167	99%
Past	2	1%
Present	0	0%
Total	169	100%

Caller's Subject	Calls	Percent
Brother	2	1%
Client	0	0%
Daughter	1	1%
Father	1	1%
Friend	4	2%
Husband/Male sig other	3	2%
Inmate	0	0%
Misc. Family Member	2	1%
Mother	5	3%
Self	147	87%
Sister	1	1%
Son	3	2%
Unwilling/Other	0	0%
Wife/Female sig other	0	0%
Work	0	0%
Total	169	100%

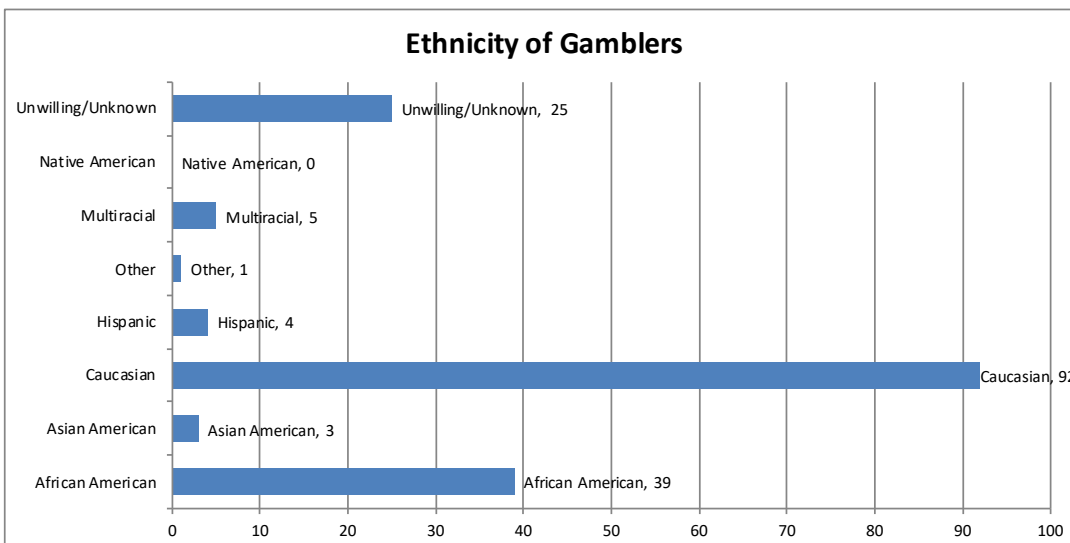


**Problem Gamblers Helpline  
Arkansas 2023-2024 Fiscal Year Report**

Gambler's Gender	Calls	Percent
Female	58	34%
Male	106	63%
Unwilling/Other	5	3%
Total	169	100%



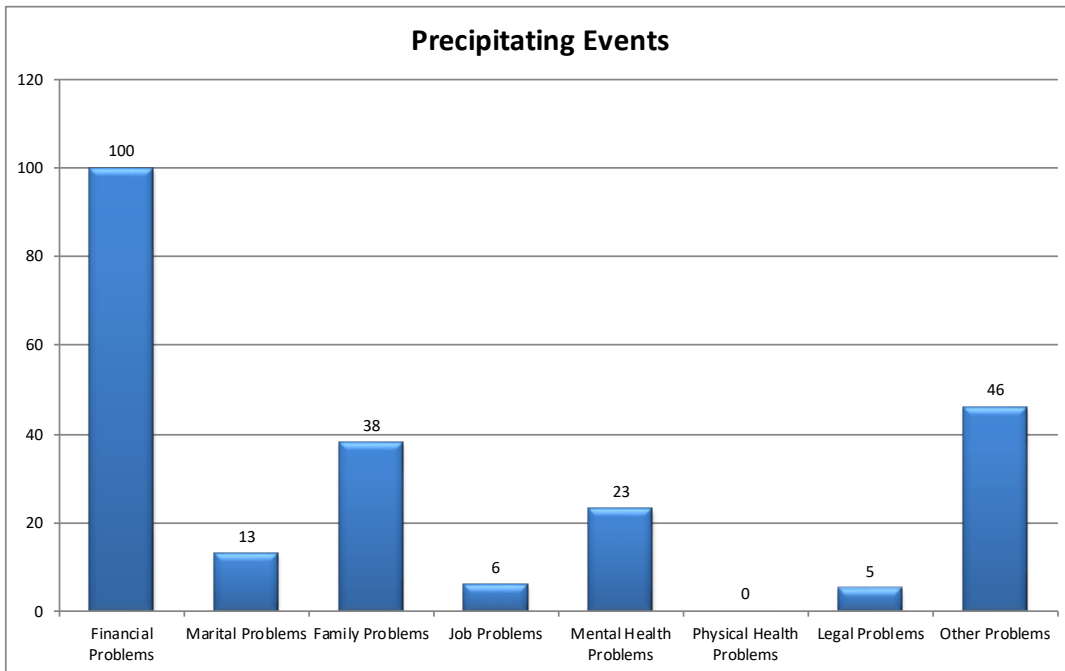
Ethnicity of Gambler	Calls	Percent
African American	39	23%
Asian American	3	2%
Caucasian	92	54%
Hispanic	4	2%
Other	1	1%
Multiracial	5	3%
Native American	0	0%
Unwilling/Unknown	25	15%
Total	169	100%



**Problem Gamblers Helpline  
Arkansas 2023-2024 Fiscal Year Report**

Precipitating Event	Calls	Percent
Financial Problems	100	59%
Marital Problems	13	8%
Family Problems	38	22%
Job Problems	6	4%
Mental Health Problems	23	14%
Physical Health Problems	0	0%
Legal Problems	5	3%
Other Problems	46	27%

\* Percent greater than 100 because many individuals indicated more than one problem area.  
The percent associated with each type of gambling indicates what percent of all the callers indicated that form of gambling was a problem for them.

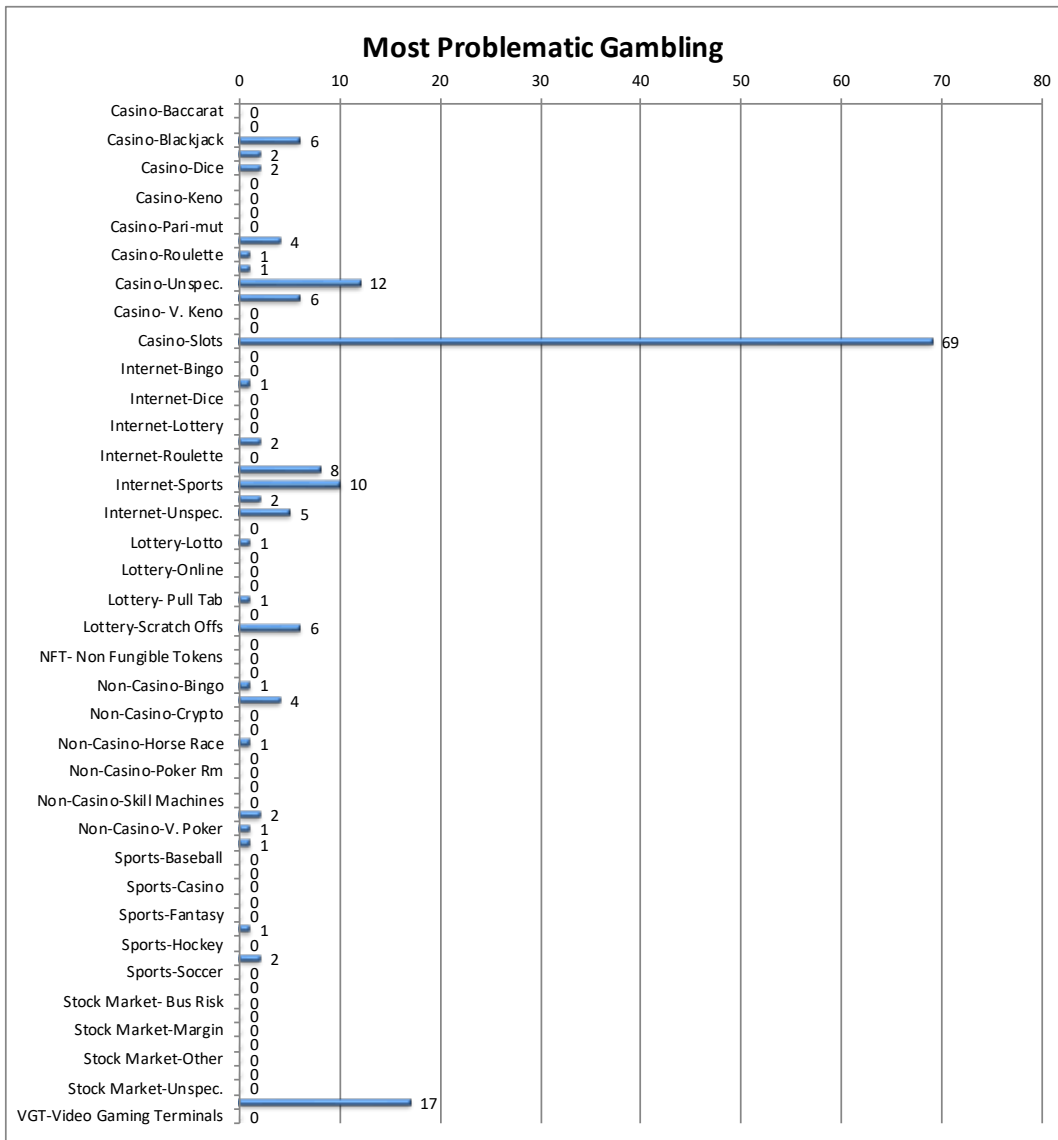


Most Problematic Gambling	Calls	Percent
Casino-Baccarat	0	0%
Casino-Bingo	0	0%
Casino-Blackjack	6	4%
Casino-Cards	2	1%
Casino-Dice	2	1%
Casino-Horserace	0	0%
Casino-Keno	0	0%
Casino-Other	0	0%
Casino-Pari-mut	0	0%
Casino-Poker	4	2%
Casino-Roulette	1	1%
Casino-Sports	1	1%
Casino-Unspec.	12	7%
Casino-Unwilling	6	4%
Casino- V. Keno	0	0%
Casino- V. Poker	0	0%
Casino-Slots	69	41%
Internet-Baccarat	0	0%
Internet-Bingo	0	0%
Internet-Blackjack	1	1%
Internet-Dice	0	0%
Internet-Keno	0	0%
Internet-Lottery	0	0%
Internet-Poker	2	1%
Internet-Roulette	0	0%
Internet-Slots	8	5%

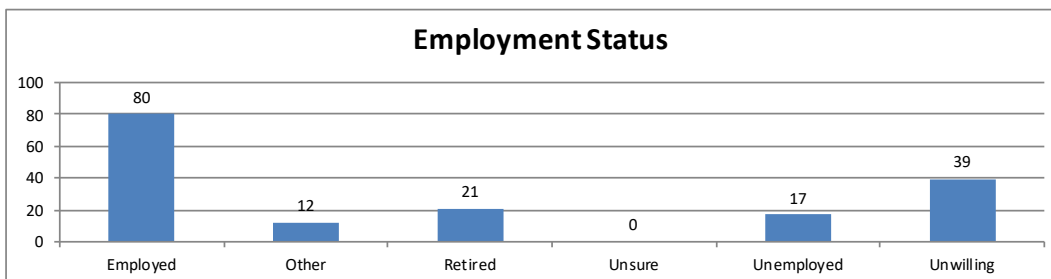
**Problem Gamblers Helpline  
Arkansas 2023-2024 Fiscal Year Report**

Internet-Sports	10	6%
Internet-Table Games	2	1%
Internet-Unspec.	5	3%
Internet- V. Poker	0	0%
Lottery-Lotto	1	1%
Lottery-Numbers	0	0%
Lottery-Online	0	0%
Lottery-Other	0	0%
Lottery- Pull Tab	1	1%
Lottery- Pun. Card	0	0%
Lottery-Scratch Offs	6	4%
Lottery-Sweeps	0	0%
NFT- Non Fungible Tokens	0	0%
Non-Casino-8-Liner	0	0%
Non-Casino-Bingo	1	1%
Non-Casino-Cards/Dice	4	2%
Non-Casino-Crypto	0	0%
Non-Casino-Dog Race	0	0%
Non-Casino-Horse Race	1	1%
Non-Casino-Internet	0	0%
Non-Casino-Poker Rm	0	0%
Non-Casino-Raffle/50-50 Drawings	0	0%
Non-Casino-Skill Machines	0	0%
Non-Casino-Slots	2	1%
Non-Casino-V. Poker	1	1%
Non-Casino-Video Gaming	1	1%
Sports-Baseball	0	0%
Sports-Basketball	0	0%
Sports-Casino	0	0%
Sports-Cock Fight	0	0%
Sports-Fantasy	0	0%
Sports-Football	1	1%
Sports-Hockey	0	0%
Sports-Other	2	1%
Sports-Soccer	0	0%
Sports-Unspec.	0	0%
Stock Market- Bus Risk	0	0%
Stock Market-Day Trade	0	0%
Stock Market-Margin	0	0%
Stock Market-Options	0	0%
Stock Market-Other	0	0%
Stock Market-Stocks	0	0%
Stock Market-Unspec.	0	0%
Unspec./Unwilling/Other	17	10%
VGT-Video Gaming Terminals	0	0%
<b>Total</b>	<b>169</b>	<b>100%</b>

**Problem Gamblers Helpline  
Arkansas 2023-2024 Fiscal Year Report**

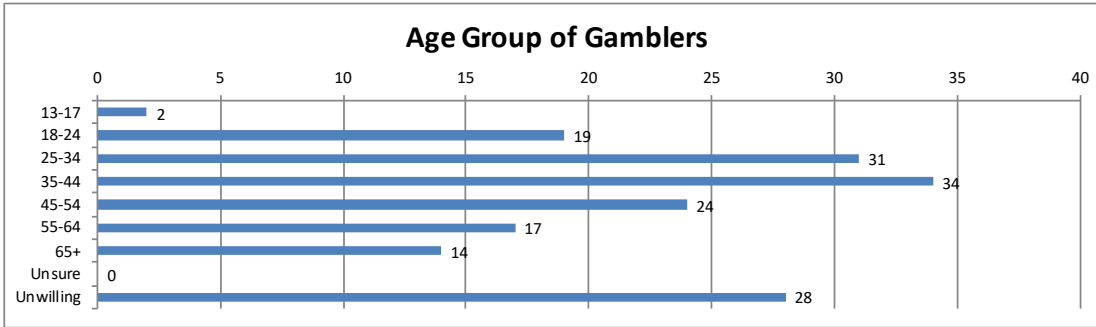


Gambler Employed	Calls	Percent
Employed	80	47%
Other	12	7%
Retired	21	12%
Unsure	0	0%
Unemployed	17	10%
Unwilling	39	23%
<b>Total</b>	<b>169</b>	<b>100%</b>

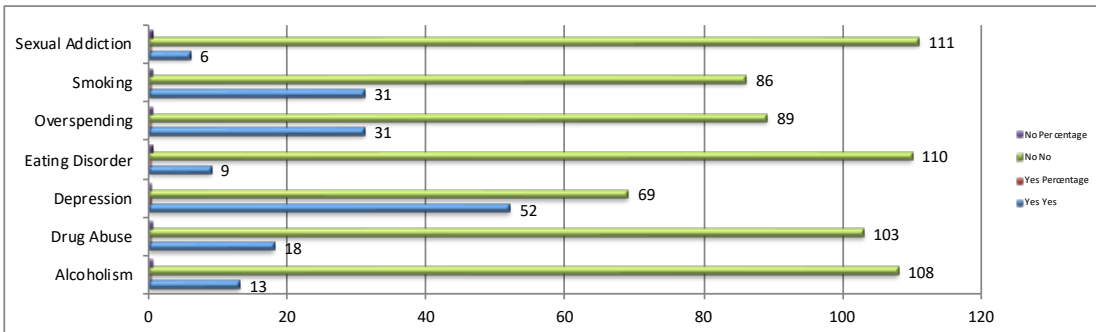


**Problem Gamblers Helpline  
Arkansas 2023-2024 Fiscal Year Report**

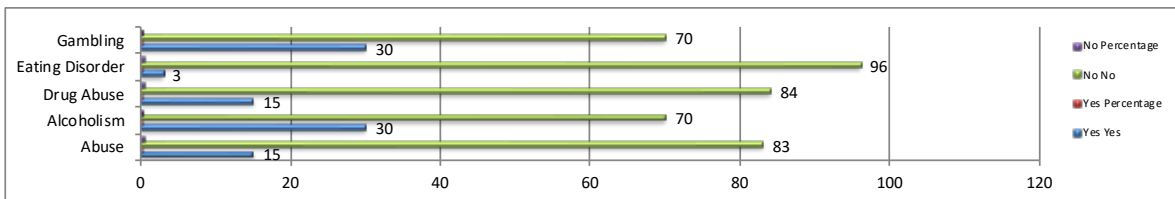
Age Group of Gamblers	Calls	Percent
13-17	2	1%
18-24	19	11%
25-34	31	18%
35-44	34	20%
45-54	24	14%
55-64	17	10%
65+	14	8%
Unsure	0	0%
Unwilling	28	17%
<b>Total</b>	<b>169</b>	<b>100%</b>



Other Problems Identified	Yes		No	
	Yes	Percentage	No	Percentage
Alcoholism	13	8%	108	64%
Drug Abuse	18	11%	103	61%
Depression	52	31%	69	41%
Eating Disorder	9	5%	110	65%
Overspending	31	18%	89	53%
Smoking	31	18%	86	51%
Sexual Addiction	6	4%	111	66%



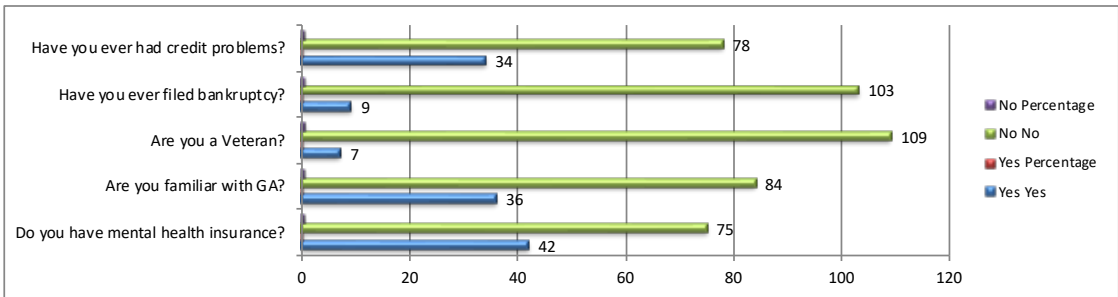
Problems Identified in Family	Yes		No	
	Yes	Percentage	No	Percentage
Abuse	15	9%	83	49%
Alcoholism	30	18%	70	41%
Drug Abuse	15	9%	84	50%
Eating Disorder	3	2%	96	57%
Gambling	30	18%	70	41%



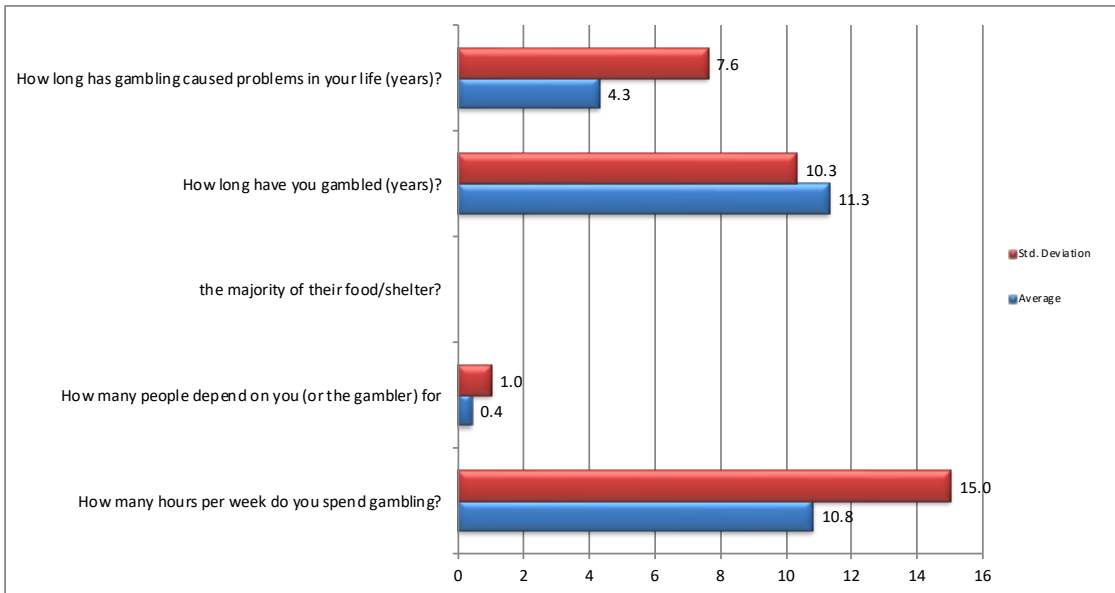
Misc Questions	Yes	No
----------------	-----	----

**Problem Gamblers Helpline  
Arkansas 2023-2024 Fiscal Year Report**

	Yes	Percentage	No	Percentage
Do you have mental health insurance?	42	25%	75	44%
Are you familiar with GA?	36	21%	84	50%
Are you a Veteran?	7	4%	109	64%
Have you ever filed bankruptcy?	9	5%	103	61%
Have you ever had credit problems?	34	20%	78	46%



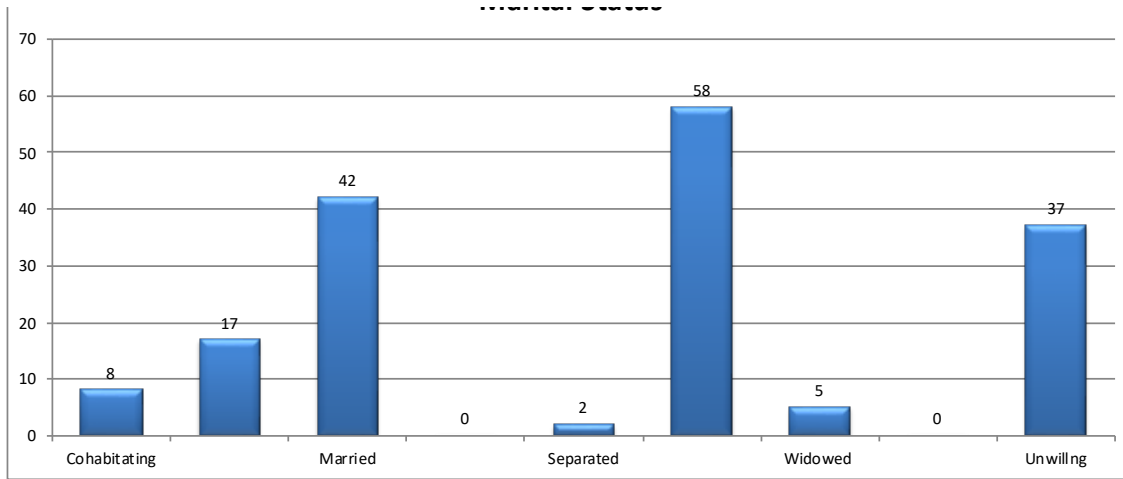
Gambling Activity	Average	Std. Deviation
How many hours per week do you spend gambling?	10.8	15.0
How many people depend on you (or the gambler) for the majority of their food/shelter?	0.4	1.0
How long have you gambled (years)?	11.3	10.3
How long has gambling caused problems in your life (years)?	4.3	7.6



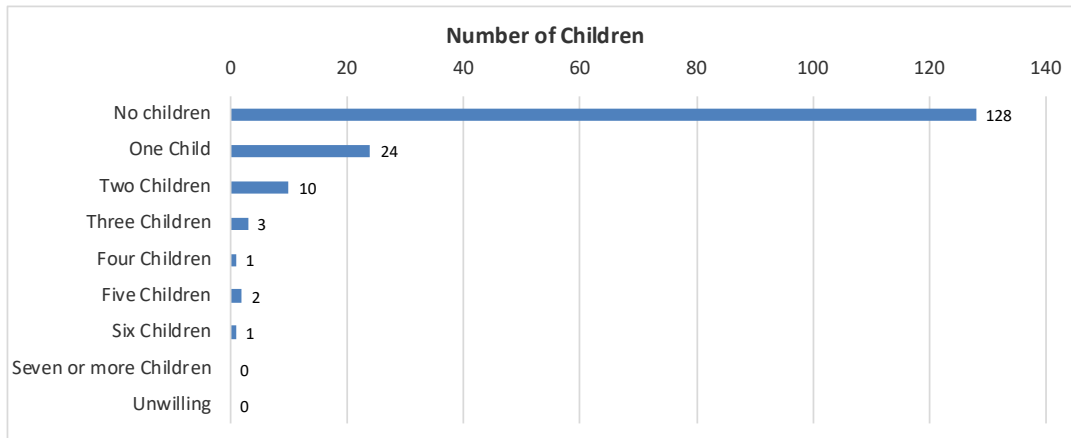
Marital Status	Calls	Percent
Cohabiting	8	5%
Divorced	17	10%
Married	42	25%
N/A	0	0%
Separated	2	1%
Single	58	34%
Widowed	5	3%
Unsure/Unknown	0	0%
Unwilling	37	22%
Total	169	100%

**Marital Status**

**Problem Gamblers Helpline  
Arkansas 2023-2024 Fiscal Year Report**



Number of Children	Calls	Percent
No children	128	76%
One Child	24	14%
Two Children	10	6%
Three Children	3	2%
Four Children	1	1%
Five Children	2	1%
Six Children	1	1%
Seven or more Children	0	0%
Unwilling	0	0%
<b>Total</b>	<b>169</b>	<b>100%</b>



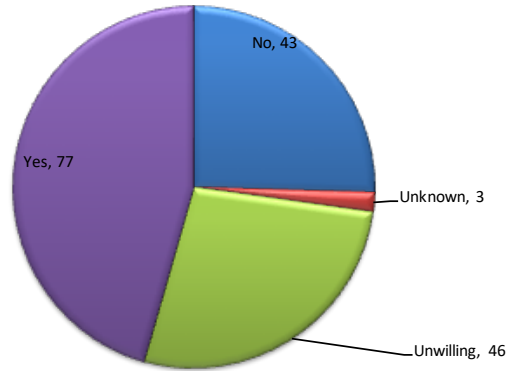
Gambler Debt	Calls	Percent
No	43	25%
Unknown	3	2%
Unwilling	46	27%
Yes	77	46%
<b>Total</b>	<b>169</b>	<b>100%</b>

**Gamblers Debt**

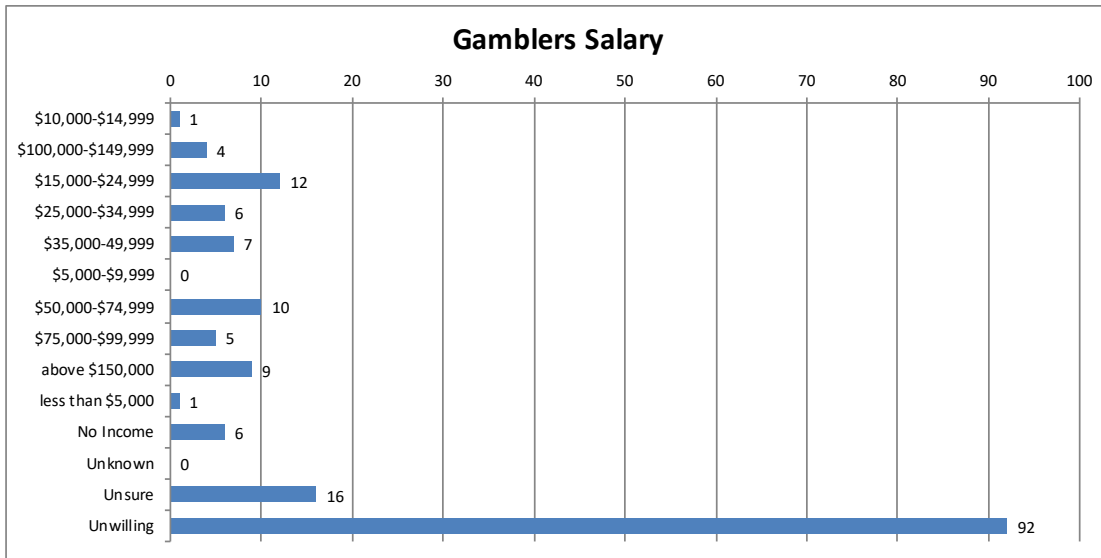


**Problem Gamblers Helpline  
Arkansas 2023-2024 Fiscal Year Report**

**GAMBLERS DEBT**



Calls by Gambler Salary	Calls	Percent
\$10,000-\$14,999	1	1%
\$100,000-\$149,999	4	2%
\$15,000-\$24,999	12	7%
\$25,000-\$34,999	6	4%
\$35,000-49,999	7	4%
\$5,000-\$9,999	0	0%
\$50,000-\$74,999	10	6%
\$75,000-\$99,999	5	3%
above \$150,000	9	5%
less than \$5,000	1	1%
No Income	6	4%
Unknown	0	0%
Unsure	16	9%
Unwilling	92	54%
<b>Total</b>	<b>169</b>	<b>100%</b>



How Caller Heard of Problem Gamblers Helpline	Calls	Percent
Billboard	0	0%

**Problem Gamblers Helpline  
Arkansas 2023-2024 Fiscal Year Report**

Bingo Hall	0	0%
Brochure	2	1%
Casino	17	10%
Casino Card	6	4%
Court	0	0%
Crisis Line	0	0%
Family Member	3	2%
Friend	2	1%
Horserace/Racetrack	0	0%
Internet	80	47%
Lottery	8	5%
Newspaper	0	0%
Phone Operator (411)	0	0%
Phonebook	0	0%
Radio	2	1%
Repeat Caller	0	0%
Store	0	0%
Support Group	0	0%
Therapist	0	0%
Treatment Facility	3	2%
TV Commercial	0	0%
TV Program	0	0%
Unsure	0	0%
Work	0	0%
Unwilling/Other	46	27%
<b>Total</b>	<b>169</b>	<b>100%</b>

