

**Problem Gamblers Helpline
Arkansas Report**

Problem Gamblers Helpline 4/1/2023-4/30/2023 Arkansas Report

Total Calls 430
Total LACG Intakes 10

Call Type	Call Type	Average Type
Hang-ups	58	13%
LACG INTAKE	10	2%
Other	39	9%
Seeking Casino Information	125	29%
Seeking Lottery Information	84	20%
Wrong Numbers	114	27%
Total	430	100%

Suicide	Calls	Percent
No	10	100%
Past	0	0%
Present	0	0%
Total	10	100%

Caller's Subject	Calls	Percent
Brother	0	0%
Client	0	0%
Daughter	0	0%
Father	0	0%
Friend	0	0%
Husband/Male sig other	0	0%
Inmate	0	0%
Misc. Family Member	0	0%
Mother	0	0%
Self	10	100%
Sister	0	0%
Son	0	0%
Unwilling/Other	0	0%
Wife/Female sig other	0	0%
Work	0	0%
Total	10	100%

Gambler's Gender	Calls	Percent
Female	5	50%
Male	5	50%
Unwilling/Other	0	0%
Total	10	100%

Ethnicity of Gambler	Calls	Percent
African American	3	30%
Asian American	0	0%
Caucasian	5	50%
Hispanic	2	20%
Other	0	0%
Multiracial	0	0%
Native American	0	0%
Unwilling/Unknown	0	0%
Total	10	100%

**Problem Gamblers Helpline
Arkansas Report**

Precipitating Event	Calls	Percent
Financial Problems	6	60%
Marital Problems	0	0%
Family Problems	4	40%
Job Problems	1	10%
Mental Health Problems	3	30%
Physical Health Problems	0	0%
Legal Problems	0	0%
Other Problems	2	20%

* Percent greater than 100 because many individuals indicated more than one problem area.

The percent associated with each type of gambling indicates what percent of all the callers indicated that form of gambling was a problem for them.

Most Problematic Gambling	Calls	Percent
Casino-Baccarat	0	0%
Casino-Bingo	0	0%
Casino-Blackjack	0	0%
Casino-Cards	0	0%
Casino-Dice	0	0%
Casino-Horserace	0	0%
Casino-Keno	0	0%
Casino-Other	0	0%
Casino-Pari-mut	0	0%
Casino-Poker	0	0%
Casino-Roulette	0	0%
Casino-Sports	0	0%
Casino-Unspec.	0	0%
Casino-Unwilling	0	0%
Casino- V. Keno	0	0%
Casino- V. Poker	0	0%
Casino-Slots	7	70%
Internet-Baccarat	0	0%
Internet-Bingo	0	0%
Internet-Blackjack	0	0%
Internet-Dice	0	0%
Internet-Keno	0	0%
Internet-Lottery	0	0%
Internet-Poker	0	0%
Internet-Roulette	0	0%
Internet-Slots	1	10%
Internet-Sports	1	10%
Internet-Table Games	0	0%
Internet-Unspec.	0	0%
Internet- V. Poker	0	0%
Lottery-Lotto	0	0%
Lottery-Numbers	0	0%
Lottery-Online	0	0%
Lottery-Other	0	0%
Lottery- Pull Tab	0	0%
Lottery- Pun. Card	0	0%
Lottery-Scratch Offs	1	10%
Lottery-Sweeps	0	0%
NFT- Non Fungible Tokens	0	0%
Non-Casino-8-Liner	0	0%
Non-Casino-Bingo	0	0%
Non-Casino-Cards/Dice	0	0%
Non-Casino-Crypto	0	0%
Non-Casino-Dog Race	0	0%
Non-Casino-Horse Race	0	0%
Non-Casino-Internet	0	0%
Non-Casino-Poker Rm	0	0%
Non-Casino-Raffle/50-50 Drawings	0	0%
Non-Casino-Skill Machines	0	0%
Non-Casino-Slots	0	0%
Non-Casino-V. Poker	0	0%
Non-Casino-Video Gaming	0	0%
Sports-Baseball	0	0%

**Problem Gamblers Helpline
Arkansas Report**

Sports-Basketball	0	0%
Sports-Casino	0	0%
Sports-Cock Fight	0	0%
Sports-Fantasy	0	0%
Sports-Football	0	0%
Sports-Hockey	0	0%
Sports-Other	0	0%
Sports-Soccer	0	0%
Sports-Unspec.	0	0%
Stock Market- Bus Risk	0	0%
Stock Market-Day Trade	0	0%
Stock Market-Margin	0	0%
Stock Market-Options	0	0%
Stock Market-Other	0	0%
Stock Market-Stocks	0	0%
Stock Market-Unspec.	0	0%
Unspec./Unwilling/Other	0	0%
VGT-Video Gaming Terminals	0	0%
Total	10	100%

Gambler Employed	Calls	Percent
Employed	4	40%
Other	1	10%
Retired	2	20%
Unsure	0	0%
Unemployed	2	20%
Unwilling	1	10%
Total	10	100%

Age Group of Gamblers	Calls	Percent
13-17	0	0%
18-24	1	10%
25-34	1	10%
35-44	2	20%
45-54	0	0%
55-64	1	10%
65+	3	30%
Unsure	0	0%
Unwilling	2	20%
Total	10	100%

Other Problems Identified	Yes		No	
	Yes	Percentage	No	Percentage
Alcoholism	0	0.0%	9	90.0%
Drug Abuse	0	0.0%	9	90.0%
Depression	3	30.0%	6	60.0%
Eating Disorder	1	10.0%	8	80.0%
Overspending	3	30.0%	6	60.0%
Smoking	2	20.0%	7	70.0%
Sexual Addiction	1	10.0%	8	80.0%

Problems Identified in Family	Yes		No	
	Yes	Percentage	No	Percentage
Abuse	1	10.0%	8	80.0%
Alcoholism	2	20.0%	7	70.0%
Drug Abuse	2	20.0%	7	70.0%
Eating Disorder	1	10.0%	8	80.0%
Gambling	1	10.0%	8	80.0%

**Problem Gamblers Helpline
Arkansas Report**

Misc Questions	Yes		No	
	Yes	Percentage	No	Percentage
Do you have mental health insurance?	2	20%	7	70%
Are you familiar with GA?	3	30%	6	60%
Are you a Veteran?	1	10%	8	80%
Have you ever filed bankruptcy?	1	10%	8	80%
Have you ever had credit problems?	3	30%	6	60%

Gambling Activity	Average	Std. Deviation
How many hours per week do you spend gambling?	7.7	7.1
How many people depend on you (or the gambler) for the majority of their food/shelter?	1	1.2
How long have you gambled (years)?	9.7	7.1
How long has gambling caused problems in your life (years)?	6.3	6.5

Marital Status	Calls	Percent
Cohabiting	0	0%
Divorced	1	10%
Married	2	20%
N/A	0	0%
Separated	0	0%
Single	5	50%
Widowed	2	20%
Unsure	0	0%
Unwilling/Other	0	0%
Total	10	100%

Number of Children	Calls	Percent
No children	5	50%
One Child	2	20%
Two Children	1	10%
Three Children	2	20%
Four Children	0	0%
Five Children	0	0%
Six Children	0	0%
Seven Children or More	0	0%
Unwilling	0	0%
Total	10	100%

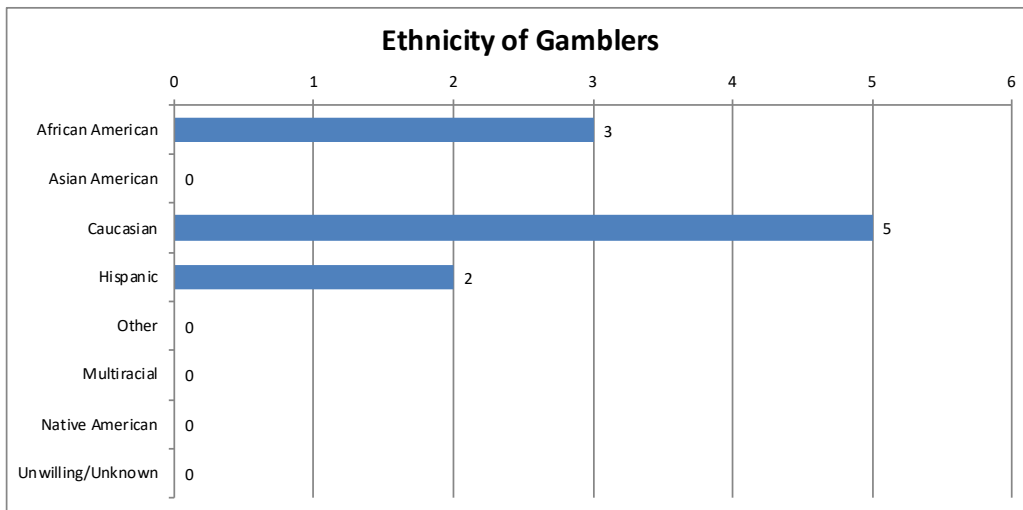
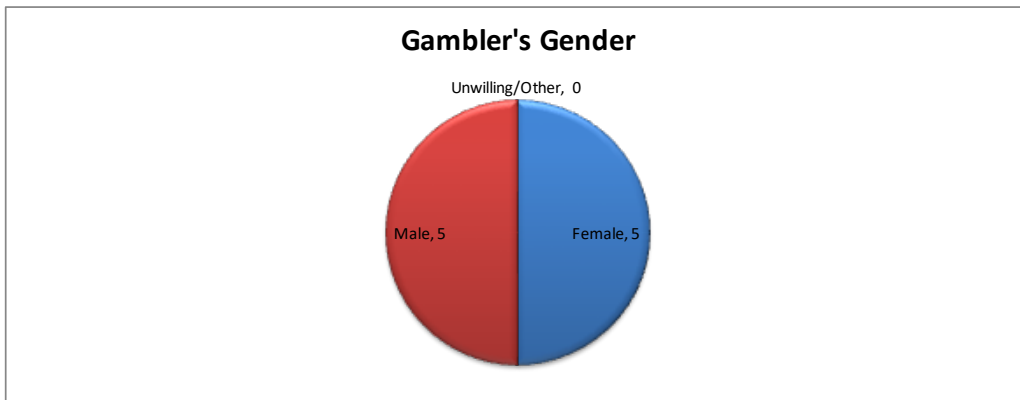
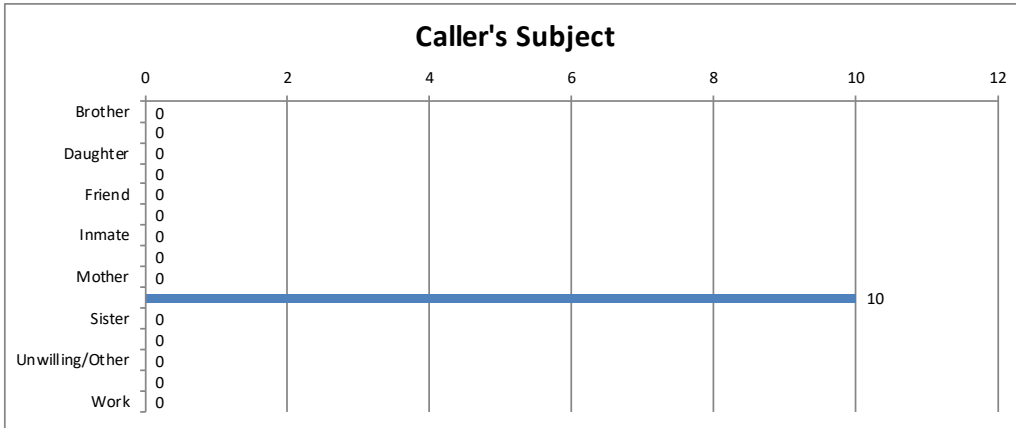
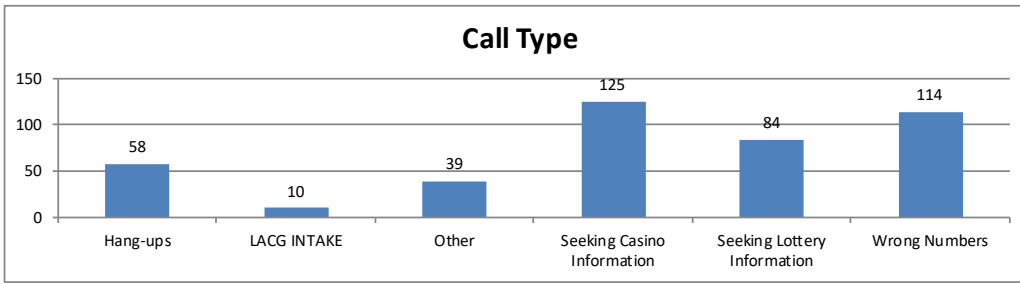
Gamblers Debt	Calls	Percent
No	4	40%
Unknown	0	0%
Unwilling	1	10%
Yes	5	50%
Total	10	100%

**Problem Gamblers Helpline
Arkansas Report**

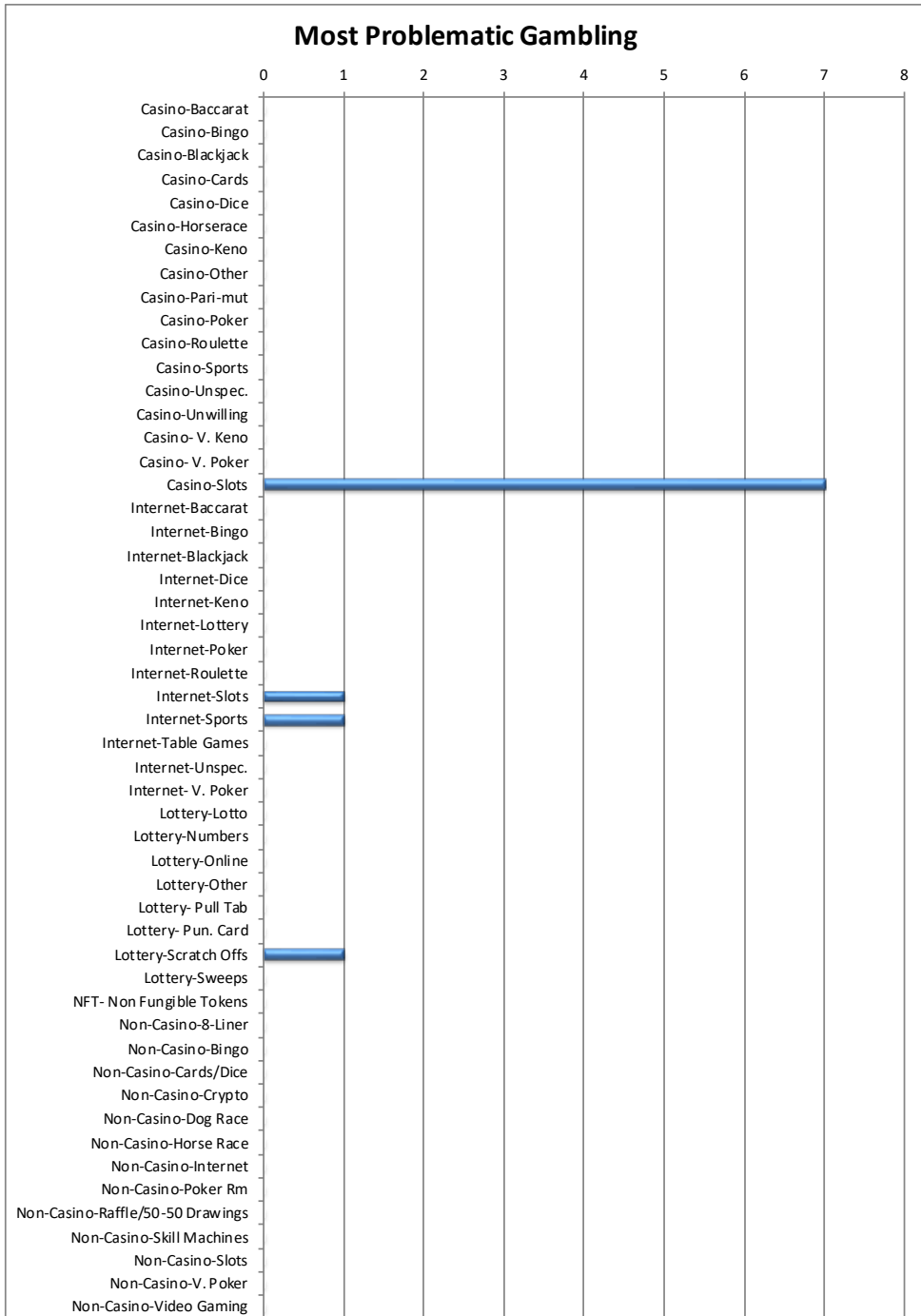
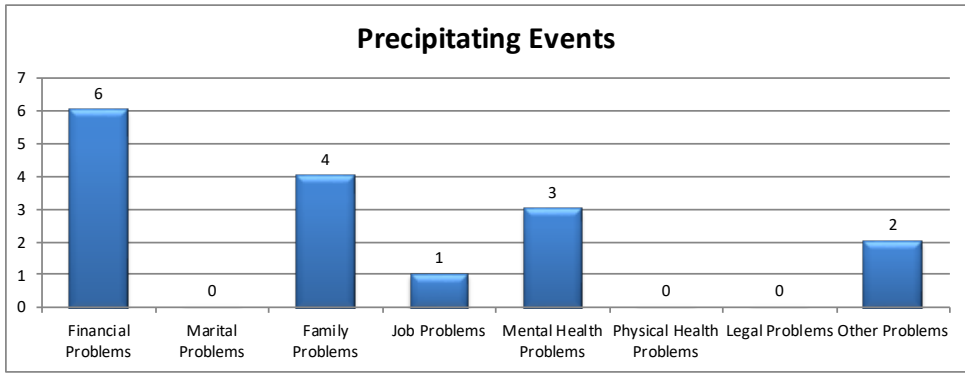
Calls by Gambler Salary	Calls	Percent
\$10,000-\$14,999	0	0%
\$100,000-\$149,999	0	0%
\$15,000-\$24,999	0	0%
\$25,000-\$34,999	1	10%
\$35,000-49,999	1	10%
\$5,000-\$9,999	0	0%
\$50,000-\$74,999	4	40%
\$75,000-\$99,999	0	0%
above \$150,000	0	0%
less than \$5,000	0	0%
No Income	0	0%
Unknown	0	0%
Unsure	0	0%
Unwilling	4	40%
Total	10	100%

How Caller Heard of Problem Gamblers Helpline	Calls	Percent
Billboard	0	0%
Bingo Hall	0	0%
Brochure	0	0%
Casino	2	20%
Casino Card	0	0%
Court	0	0%
Crisis Line	0	0%
Family Member	0	0%
Friend	0	0%
Horserace/Racetrack	0	0%
Internet	7	70%
Lottery	0	0%
Newspaper	0	0%
Phone Operator (411)	0	0%
Phonebook	0	0%
Radio	0	0%
Repeat Caller	0	0%
Store	0	0%
Support Group	0	0%
Therapist	0	0%
Treatment Facility	0	0%
TV Commercial	0	0%
TV Program	0	0%
Unsure	0	0%
Work	0	0%
Unwilling/Other	1	10%
Total	10	100%

**Problem Gamblers Helpline
Arkansas Report**

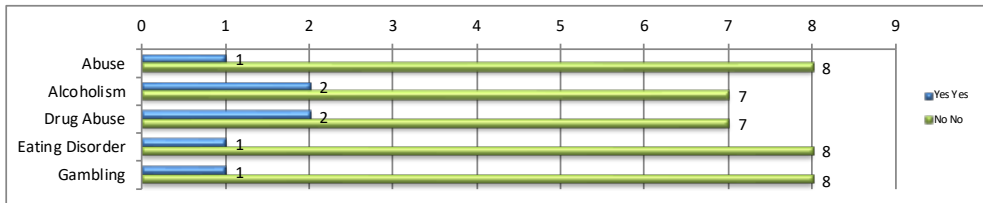

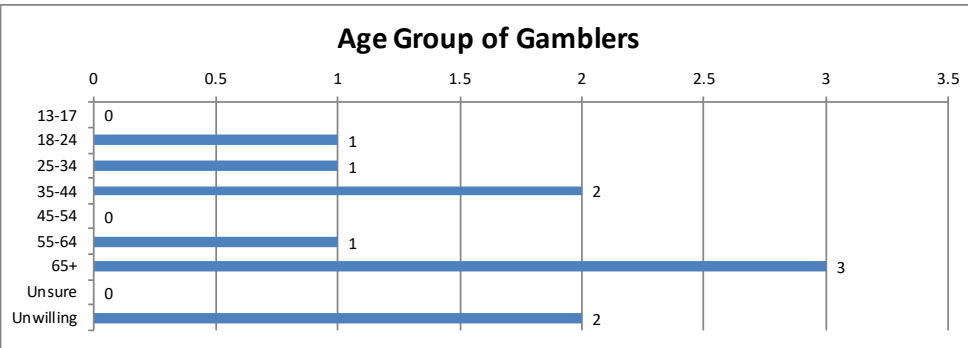
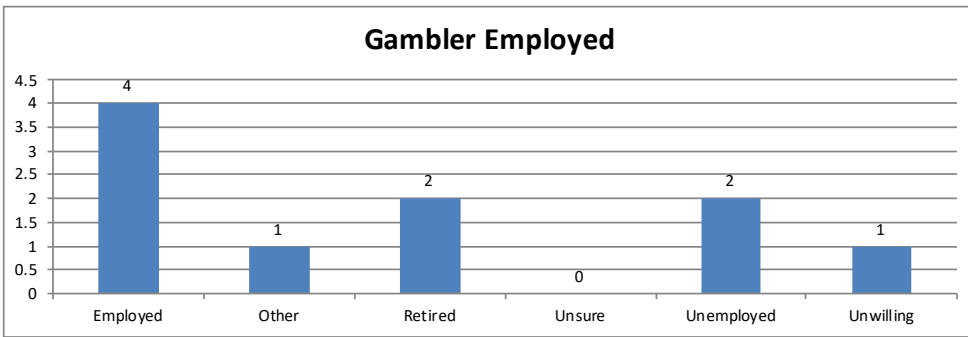


**Problem Gamblers Helpline
Arkansas Report**

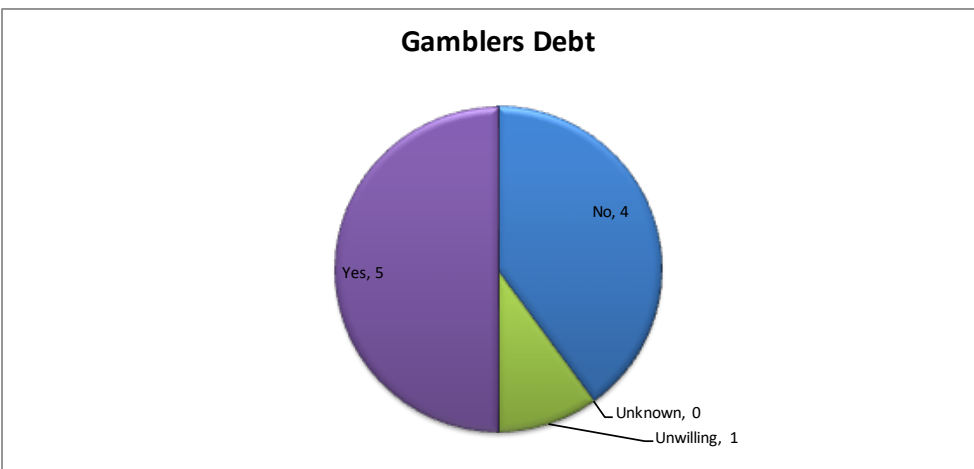
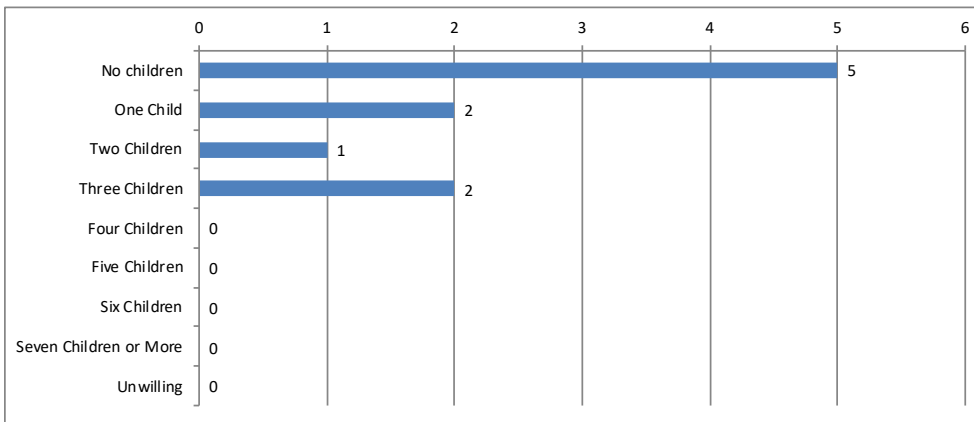
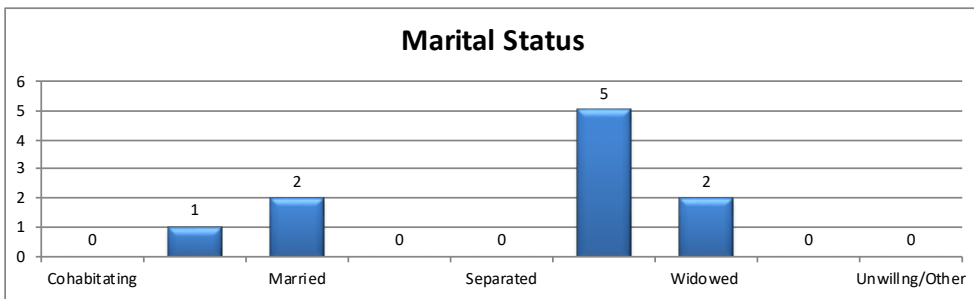
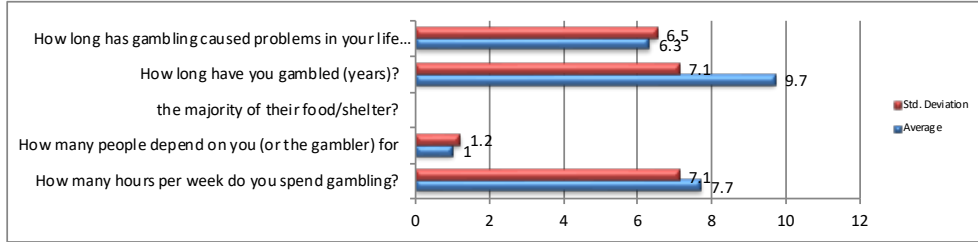
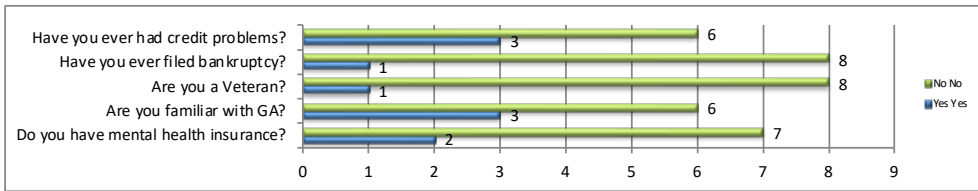


**Problem Gamblers Helpline
Arkansas Report**

Sports-Baseball							
Sports-Basketball							
Sports-Casino							
Sports-Cock Fight							
Sports-Fantasy							
Sports-Football							
Sports-Hockey							
Sports-Other							
Sports-Soccer							
Sports-Unspec.							
Stock Market- Bus Risk							
Stock Market-Day Trade							
Stock Market-Margin							
Stock Market-Options							
Stock Market-Other							
Stock Market-Stocks							
Stock Market-Unspec.							
Unspec./Unwilling/Other							
VGT-Video Gaming Terminals							



**Problem Gamblers Helpline
Arkansas Report**



**Problem Gamblers Helpline
Arkansas Report**

