



STATE OF ARKANSAS
**Department of Finance
and Administration**

OFFICE OF THE ARKANSAS LOTTERY

Post Office Box 3238
Little Rock, Arkansas 72203-3238
Phone: (501) 683-2000
Fax: (501) 683-1878
<http://myarkansaslottery.com>

December 10, 2019

The Honorable Asa Hutchinson
Governor of Arkansas
State Capitol
Little Rock, AR 72201

RE: Monthly Disclosure Reports


Dear Governor Hutchinson:

On behalf of the Arkansas Department of Finance and Administration and the Office of the Arkansas Lottery, pursuant to A.C.A. §§ 23-115-206 and 23-115-302, please accept the attached disclosure reports for the month of November 2019. The reports contain the following information:

1. Contracts Awarded
2. Debt Set-Off Collections
3. Retailer Losses
4. Breakdown of Lottery Sales per County
5. Total Number of Retailers
6. Total Lottery Revenue
7. Prize Disbursements
8. Operating Expenses
9. Net Assets
10. Administrative Expenses
11. Unclaimed Prize Report
12. DFA Office of the Arkansas Lottery Minority- and Female-owned Business Report
13. DFA Office of the Arkansas Lottery Vendor Minority- and Female-owned Business Report
14. DFA Office of the Arkansas Lottery Demographics
15. Internal Auditor Report
16. Instant Ticket Games Released

Please call me if you have any questions or need additional information.

Respectfully submitted,


Bishop Woosley
Director

Enclosures

cc: Mr. Larry Walther, Secretary of the Department of Finance and Administration



STATE OF ARKANSAS
**Department of Finance
and Administration**

OFFICE OF THE ARKANSAS LOTTERY

Post Office Box 3238
Little Rock, Arkansas 72203-3238
Phone: (501) 683-2000
Fax: (501) 683-1878
<http://myarkansaslottery.com>

December 10, 2019

The Honorable Joyce Elliot, Co-Chair
The Honorable Chris Richey, Co-Chair
Arkansas Legislative Council Lottery Oversight Subcommittee
One Capitol Mall, Room R-501
Little Rock, AR 72201

RE: Monthly Disclosure Reports

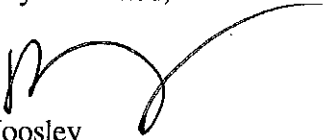
Dear Senator Elliot and Representative Richey:

On behalf of the Arkansas Department of Finance and Administration and the Office of the Arkansas Lottery, pursuant to A.C.A. §§ 23-115-206 and 23-115-302, please accept the attached disclosure reports for the month of November 2019. The reports contain the following information:

1. Contracts Awarded
2. Debt Set-Off Collections
3. Retailer Losses
4. Breakdown of Lottery Sales per County
5. Total Number of Retailers
6. Total Lottery Revenue
7. Prize Disbursements
8. Operating Expenses
9. Net Assets
10. Administrative Expenses
11. Unclaimed Prize Report
12. DFA Office of the Arkansas Lottery Minority- and Female-owned Business Report
13. DFA Office of the Arkansas Lottery Vendor Minority- and Female-owned Business Report
14. DFA Office of the Arkansas Lottery Demographics
15. Internal Auditor Report
16. Instant Ticket Games Released

Please call me if you have any questions or need additional information.

Respectfully submitted,


Bishop Woosley
Director

Enclosures

cc: Mr. Larry Walther, Secretary of the Department of Finance and Administration

**Arkansas Department of Finance and Administration
Office of the Arkansas Lottery
Term Contracts for Goods and Services
November 1 through November 30, 2019**

No term contracts were entered into by the Arkansas Department of Finance and Administration Office of the Arkansas Lottery during the month of November 2019.

**Arkansas Department of Finance and Administration
Office of the Arkansas Lottery
Debt Set-Off and Retailer Losses
November 2019**

1. Debt Set-Off Collections:

a.	Arkansas Department of Finance and Administration	\$9,207.12
b.	Arkansas Office of Child Support Enforcement - Child Support	<u>\$0.00</u>
	Total Debt Set-Off:	\$9,207.12

2. Retailer Losses: \$0.00

ARKANSAS DEPARTMENT OF FINANCE AND ADMINISTRATION
OFFICE OF THE ARKANSAS LOTTERY
RETAIL SALES BY COUNTY
November 1 through November 30, 2019

COUNTY	CASH 3	CASH 4	FAST PLAY	INSTANT SETTLEMENTS	LUCKY FOR LIFE	MEGA MILLIONS	NATURAL STATE JACKPOT	POWERBALL	TOTAL SALES FOR COUNTY
ARKANSAS	\$10,718.50	\$7,276.50	\$8,797.00	\$393,154.00	\$2,276.00	\$15,144.00	\$4,358.00	\$14,749.00	\$456,473.00
ASHLEY	\$15,354.50	\$13,095.50	\$3,105.00	\$145,603.00	\$894.00	\$7,310.00	\$2,345.00	\$9,425.00	\$197,132.00
BAXTER	\$3,403.50	\$1,579.00	\$7,543.00	\$326,452.00	\$5,636.00	\$19,643.00	\$10,498.00	\$22,861.00	\$397,615.50
BENTON	\$6,830.50	\$3,838.50	\$19,134.00	\$1,022,932.00	\$12,402.00	\$99,999.00	\$21,242.00	\$98,988.00	\$1,285,366.00
BOONE	\$1,526.00	\$1,220.50	\$21,732.00	\$407,409.00	\$2,172.00	\$15,418.00	\$5,084.00	\$17,712.00	\$472,273.50
BRADLEY	\$1,937.00	\$2,479.00	\$2,541.00	\$148,270.00	\$844.00	\$4,108.00	\$1,431.00	\$4,451.00	\$166,061.00
CALHOUN	\$2,827.50	\$696.00	\$1,769.00	\$42,000.00	\$256.00	\$1,546.00	\$602.00	\$1,657.00	\$51,353.50
CARROLL	\$55.00	\$731.00	\$5,979.00	\$213,107.00	\$1,550.00	\$10,952.00	\$2,884.00	\$11,339.00	\$246,597.00
CHICOT	\$7,706.00	\$5,547.50	\$2,550.00	\$162,300.00	\$3,650.00	\$22,713.00	\$5,951.00	\$27,243.00	\$237,660.50
CLARK	\$2,983.00	\$1,320.00	\$14,981.00	\$309,522.00	\$1,428.00	\$11,905.00	\$5,042.00	\$11,197.00	\$358,378.00
CLAY	\$144.50	\$42.00	\$1,511.00	\$92,831.00	\$544.00	\$3,488.00	\$1,218.00	\$3,660.00	\$103,438.50
CLEBURNE	\$1,586.50	\$298.00	\$13,963.00	\$229,231.00	\$2,512.00	\$16,135.00	\$8,015.00	\$16,091.00	\$287,831.50
CLEVELAND	\$796.50	\$169.50	\$1,346.00	\$56,100.00	\$1,184.00	\$1,421.00	\$630.00	\$1,848.00	\$63,495.00
COLUMBIA	\$15,089.00	\$7,068.00	\$12,546.00	\$247,004.00	\$1,800.00	\$8,486.00	\$3,715.00	\$9,620.00	\$305,328.00
CONWAY	\$6,405.50	\$3,374.50	\$12,839.00	\$361,666.00	\$1,604.00	\$14,786.00	\$6,157.00	\$14,521.00	\$421,353.00
CRAIGHEAD	\$12,501.00	\$8,491.00	\$29,108.00	\$1,439,375.00	\$4,890.00	\$44,968.00	\$15,267.00	\$44,342.00	\$1,598,942.00
CRAWFORD	\$1,296.50	\$578.50	\$5,946.00	\$275,544.00	\$3,082.00	\$27,027.00	\$11,073.00	\$27,096.00	\$351,643.00
CRITTENDEN	\$15,513.00	\$11,298.50	\$6,567.00	\$500,982.00	\$4,826.00	\$35,006.00	\$9,595.00	\$39,315.00	\$623,102.50
CROSS	\$3,943.50	\$2,310.00	\$5,793.00	\$201,438.00	\$994.00	\$6,866.00	\$2,296.00	\$6,921.00	\$230,561.50
DALLAS	\$2,007.00	\$718.00	\$5,258.00	\$157,200.00	\$606.00	\$4,520.00	\$1,372.00	\$4,526.00	\$176,207.00
DESHA	\$2,648.50	\$1,913.50	\$1,631.00	\$168,048.00	\$774.00	\$8,530.00	\$2,191.00	\$8,252.00	\$193,988.00
DREW	\$3,832.00	\$2,658.50	\$6,883.00	\$238,837.00	\$1,916.00	\$10,010.00	\$2,970.00	\$10,127.00	\$277,233.50
FAULKNER	\$10,390.00	\$5,670.50	\$43,287.00	\$1,084,769.00	\$7,884.00	\$59,230.00	\$23,914.00	\$56,890.00	\$1,292,034.50
FRANKLIN	\$400.00	\$91.50	\$7,720.00	\$152,255.00	\$738.00	\$9,366.00	\$2,751.00	\$9,231.00	\$182,552.50
FULTON	\$593.00	\$397.00	\$1,740.00	\$60,088.00	\$960.00	\$2,028.00	\$1,738.00	\$2,566.00	\$70,110.00
GARLAND	\$9,682.00	\$5,394.50	\$25,702.00	\$840,285.00	\$10,710.00	\$71,197.00	\$35,304.00	\$67,930.00	\$1,066,204.50
GRANT	\$809.00	\$176.50	\$7,364.00	\$142,332.00	\$1,278.00	\$7,853.00	\$3,415.00	\$7,554.00	\$170,781.50
GREENE	\$806.00	\$176.00	\$25,856.00	\$577,469.00	\$2,962.00	\$20,011.00	\$7,082.00	\$19,617.00	\$653,979.00
HEMPSTEAD	\$40,606.50	\$16,442.50	\$11,075.00	\$303,940.00	\$1,060.00	\$9,318.00	\$2,306.00	\$8,440.00	\$393,188.00
HOT SPRING	\$920.00	\$422.00	\$21,683.00	\$350,031.00	\$2,316.00	\$14,902.00	\$5,744.00	\$14,552.00	\$410,570.00

**ARKANSAS DEPARTMENT OF FINANCE AND ADMINISTRATION
OFFICE OF THE ARKANSAS LOTTERY
RETAIL SALES BY COUNTY
November 1 through November 30, 2019**

COUNTY	CASH 3	CASH 4	FAST PLAY	INSTANT SETTLEMENTS	LUCKY FOR LIFE	MEGA MILLIONS	NATURAL STATE JACKPOT	POWERBALL	TOTAL SALES FOR COUNTY
HOWARD	\$31,368.00	\$11,779.50	\$2,993.00	\$201,731.00	\$1,392.00	\$5,375.00	\$2,071.00	\$5,648.00	\$262,357.50
INDEPENDENCE	\$1,555.50	\$777.00	\$31,121.00	\$489,250.00	\$2,126.00	\$17,819.00	\$7,818.00	\$18,342.00	\$568,808.50
IZARD	\$81.50	\$40.00	\$2,888.00	\$59,072.00	\$532.00	\$4,582.00	\$2,419.00	\$4,505.00	\$74,119.50
JACKSON	\$14,435.00	\$8,165.00	\$15,281.00	\$253,937.00	\$1,572.00	\$9,090.00	\$5,112.00	\$8,760.00	\$316,352.00
JEFFERSON	\$43,251.50	\$32,599.00	\$29,053.00	\$1,178,441.00	\$6,660.00	\$45,748.00	\$18,739.00	\$47,670.00	\$1,402,161.50
JOHNSON	\$657.00	\$746.00	\$3,239.00	\$201,853.00	\$1,256.00	\$9,970.00	\$3,808.00	\$10,627.00	\$232,156.00
LAFAYETTE	\$9,153.50	\$1,733.50	\$2,591.00	\$56,263.00	\$412.00	\$2,562.00	\$543.00	\$2,773.00	\$76,031.00
LAWRENCE	\$1,184.00	\$620.50	\$7,137.00	\$218,538.00	\$1,072.00	\$6,932.00	\$2,088.00	\$6,903.00	\$244,474.50
LEE	\$2,772.50	\$7,889.50	\$618.00	\$58,597.00	\$180.00	\$2,470.00	\$403.00	\$2,129.00	\$75,059.00
LINCOLN	\$310.00	\$520.50	\$3,479.00	\$86,804.00	\$1,030.00	\$4,353.00	\$4,815.00	\$4,176.00	\$105,487.50
LITTLE RIVER	\$5,297.50	\$2,635.50	\$8,459.00	\$109,023.00	\$776.00	\$4,969.00	\$1,127.00	\$4,926.00	\$137,213.00
LOGAN	\$1,050.00	\$134.00	\$6,559.00	\$169,332.00	\$904.00	\$8,674.00	\$3,352.00	\$10,221.00	\$200,226.00
LONOKE	\$10,524.50	\$3,921.50	\$25,767.00	\$825,651.00	\$5,628.00	\$43,214.00	\$16,238.00	\$40,722.00	\$971,666.00
MADISON	\$107.50	\$60.00	\$1,547.00	\$72,682.00	\$670.00	\$5,184.00	\$1,392.00	\$5,001.00	\$86,643.50
MARION	\$3,254.00	\$1,580.50	\$6,554.00	\$177,496.00	\$2,354.00	\$8,188.00	\$5,441.00	\$8,476.00	\$213,343.50
MILLER	\$27,564.00	\$11,660.00	\$12,332.00	\$478,694.00	\$3,496.00	\$18,108.00	\$4,575.00	\$16,236.00	\$572,665.00
MISSISSIPPI	\$43,591.00	\$17,371.00	\$11,942.00	\$515,026.00	\$2,088.00	\$16,819.00	\$4,156.00	\$16,484.00	\$627,477.00
MONROE	\$7,198.00	\$1,891.00	\$3,131.00	\$150,299.00	\$562.00	\$6,882.00	\$2,419.00	\$7,951.00	\$180,333.00
MONTGOMERY	\$76.50	\$19.00	\$1,197.00	\$19,205.00	\$192.00	\$2,042.00	\$529.00	\$1,943.00	\$25,203.50
NEVADA	\$2,091.50	\$2,283.50	\$3,416.00	\$153,761.00	\$816.00	\$4,411.00	\$961.00	\$4,233.00	\$171,973.00
NEWTON	\$7.00	\$27.00	\$3,654.00	\$37,913.00	\$200.00	\$1,715.00	\$608.00	\$1,856.00	\$45,980.00
OUACHITA	\$12,227.50	\$4,612.50	\$17,094.00	\$461,022.00	\$1,884.00	\$11,216.00	\$4,537.00	\$12,765.00	\$525,358.00
PERRY	\$590.50	\$379.00	\$2,203.00	\$106,467.00	\$392.00	\$4,573.00	\$1,482.00	\$4,220.00	\$120,306.50
PHILLIPS	\$8,501.50	\$6,629.00	\$3,913.00	\$170,289.00	\$2,348.00	\$15,508.00	\$3,397.00	\$17,685.00	\$228,270.50
PIKE	\$334.50	\$333.50	\$8,064.00	\$109,408.00	\$854.00	\$5,530.00	\$2,598.00	\$4,919.00	\$132,041.00
POINSETT	\$9,023.00	\$1,476.00	\$12,510.00	\$463,548.00	\$968.00	\$11,528.00	\$3,419.00	\$11,969.00	\$514,441.00
POLK	\$1,075.50	\$89.00	\$3,832.00	\$119,148.00	\$1,438.00	\$8,872.00	\$3,547.00	\$10,107.00	\$148,108.50
POPE	\$4,448.50	\$2,375.50	\$20,956.00	\$719,892.00	\$4,592.00	\$36,603.00	\$13,765.00	\$34,823.00	\$837,455.00
PRAIRIE	\$1,991.50	\$1,532.50	\$5,653.00	\$159,412.00	\$352.00	\$5,478.00	\$1,494.00	\$5,339.00	\$181,252.00
PULASKI	\$113,885.00	\$96,928.00	\$181,759.00	\$5,490,513.00	\$45,616.00	\$295,949.00	\$109,006.00	\$268,777.00	\$6,602,433.00
RANDOLPH	\$126.00	\$597.00	\$5,246.00	\$136,979.00	\$1,032.00	\$7,251.00	\$2,072.00	\$6,789.00	\$160,092.00

**ARKANSAS DEPARTMENT OF FINANCE AND ADMINISTRATION
OFFICE OF THE ARKANSAS LOTTERY
RETAIL SALES BY COUNTY
November 1 through November 30, 2019**

COUNTY	CASH 3	CASH 4	FAST PLAY	INSTANT SETTLEMENTS	LUCKY FOR LIFE	MEGA MILLIONS	NATURAL STATE JACKPOT	POWERBALL	TOTAL SALES FOR COUNTY
SAINT FRANCIS	\$18,123.50	\$14,199.50	\$4,747.00	\$240,614.00	\$1,680.00	\$12,075.00	\$3,366.00	\$13,452.00	\$308,257.00
SALINE	\$19,820.00	\$7,048.50	\$132,743.00	\$961,949.00	\$11,162.00	\$61,345.00	\$26,809.00	\$56,755.00	\$1,277,631.50
SCOTT	\$67.00	\$15.00	\$4,716.00	\$67,279.00	\$504.00	\$4,351.00	\$1,464.00	\$4,924.00	\$83,320.00
SEARCY	\$78.00	\$415.00	\$1,431.00	\$67,705.00	\$480.00	\$3,699.00	\$1,402.00	\$3,403.00	\$78,613.00
SEBASTIAN	\$13,289.00	\$4,378.00	\$9,775.00	\$655,925.00	\$10,212.00	\$69,584.00	\$22,777.00	\$68,879.00	\$854,819.00
SEVIER	\$2,803.50	\$355.00	\$941.00	\$119,010.00	\$992.00	\$6,084.00	\$1,453.00	\$5,107.00	\$136,745.50
SHARP	\$1,330.50	\$312.00	\$11,151.00	\$221,833.00	\$1,588.00	\$10,146.00	\$5,148.00	\$11,279.00	\$262,787.50
STONE	\$1,266.50	\$571.00	\$4,038.00	\$91,446.00	\$816.00	\$5,507.00	\$3,045.00	\$5,386.00	\$112,075.50
UNION	\$53,804.00	\$22,830.00	\$20,856.00	\$661,837.00	\$3,430.00	\$20,589.00	\$6,492.00	\$22,050.00	\$811,888.00
VAN BUREN	\$1,048.50	\$962.50	\$3,727.00	\$143,339.00	\$880.00	\$7,335.00	\$3,511.00	\$8,187.00	\$168,990.00
WASHINGTON	\$11,036.50	\$6,486.00	\$22,535.00	\$1,241,132.00	\$12,146.00	\$96,605.00	\$26,599.00	\$93,853.00	\$1,510,392.50
WHITE	\$5,653.00	\$2,820.50	\$37,185.00	\$818,470.00	\$4,770.00	\$35,957.00	\$13,479.00	\$34,163.00	\$952,497.50
WOODRUFF	\$2,487.50	\$2,564.00	\$2,185.00	\$106,073.00	\$472.00	\$3,854.00	\$949.00	\$3,575.00	\$122,159.50
YELL	\$423.50	\$39.00	\$4,962.00	\$249,900.00	\$938.00	\$8,273.00	\$4,326.00	\$8,652.00	\$277,513.50

GRAND TOTALS	*Cash 3	*Cash 4	*Fast Play	*Instant Settlements	*Lucky for Life	*Mega Millions	*Natural State Jackpot	*Powerball	*Total Sales
	\$672,276.00	\$389,875.50	\$1,041,129.00	\$29,746,932.00	\$227,212.00	\$1,560,905.00	\$560,941.00	\$1,539,361.00	\$35,738,631.50

*Estimates

**Arkansas Department of Finance and Administration
Office of the Arkansas Lottery
Total Number of Active Retailers
November 2019**

There were 1,965 active retailers as of November 30, 2019.

**Arkansas Department of Finance and Administration
Office of the Arkansas Lottery
Statement of Net Position
November 30, 2019**

ASSETS

Current assets:	
Cash and cash equivalents	\$ 4,029,415.21
Restricted assets:	
Cash and cash equivalents	96,130,842.36
Accounts receivable	12,356,093.95
Inter-Agency Receivables	
Prepaid items	<u>1,357,400.73</u>
Total current assets	<u>113,873,752.25</u>
Non-current assets:	
Restricted assets:	
Cash and cash equivalents	20,989,038.39
Deposits with Multi-State Lottery Association	2,594,777.00
Capital assets (Net of accumulated depreciation)	<u>2,051,752.68</u>
Total non-current assets	<u>25,635,568.07</u>
 Total assets	 139,509,320.32
Deferred outflows of resources:	
Related to pension	1,120,097.39
Related to OPEB	<u>18,004.67</u>
	<u>1,138,102.06</u>
 Total assets and deferred outflows of resources	 <u>\$ 140,647,422.38</u>

LIABILITIES

Current liabilities:	
Accounts payable	\$ 786,250.00
Prizes payable	19,503,338.36
Accrued and other liabilities	2,756,238.91
Due to other funds of the State	743,623.46
Due to Education Trust Account	24,536,115.02
Due to Workforce Challenge Trust Account	65,642,994.73
Compensated absences	365,788.94
OPEB Obligation	107,523.28
Unearned revenue	<u>219,761.54</u>
Total current liabilities	<u>114,661,634.24</u>
Long-Term liabilities:	
Net other post employment benefits	3,244,330.86
Net pension liability	<u>4,301,376.00</u>
Total long-term liabilities	<u>7,545,706.86</u>
 Total liabilities	 122,207,341.10
Deferred inflows of resources:	
Related to pension	658,932.00
Related to OPEB	<u>396,615.19</u>
Total deferred inflows of resources	<u>1,055,547.19</u>
 Total liabilities and deferred inflows of resources	 <u>123,262,888.29</u>

NET POSITION

Net position:	
Invested in capital assets	2,051,752.68
Restricted for:	
Scholarship shortfall reserve	20,000,000.00
Retailer bond reserve	990,138.39
Deposits with Multi-State Lottery Association	2,594,777.00
Unclaimed prizes reserve	5,951,732.61
Unrestricted (deficit)	<u>(14,203,866.59)</u>
 Total net position	 <u>17,384,534.09</u>
 Total liabilities, deferred inflows of resources and net position	 <u>\$ 140,647,422.38</u>

Arkansas Department of Finance and Administration
Office of the Arkansas Lottery
Statement of Revenues, Expenses and Change in Net Position
For the Five Months Ended November 30, 2019

	Current month	Year to date
Operating revenues:		
Instant ticket sales	\$ 30,015,685.00	\$ 162,346,421.00
Online ticket sales	6,055,724.50	30,756,922.00
Retailer application, fidelity, bond and service fees	47,231.62	288,552.49
Other revenue	<u>0.00</u>	<u>324.19</u>
 Total operating revenues	 <u>36,118,641.12</u>	 <u>193,392,219.68</u>
 Operating expenses:		
Instant game prizes	21,354,855.30	115,305,639.71
Online game prizes	3,238,675.65	16,881,023.41
Retailer commissions	2,033,202.41	10,922,758.38
Gaming contract costs	1,424,480.45	8,852,498.62
Compensation and benefits	390,143.01	2,069,306.42
Marketing, advertising and promotions	701,883.31	3,397,648.84
General and administrative expenses	235,820.46	1,326,067.84
Services provided by Arkansas Department of Higher Education	35,398.55	179,594.20
Services provided by Arkansas Legislative Audit	23,316.00	103,764.00
Legal and professional services	0.00	388.45
Depreciation	<u>39,442.33</u>	<u>139,971.74</u>
 Total operating expenses	 <u>29,477,217.47</u>	 <u>159,178,661.61</u>
 Operating income (1)	 6,641,423.65	 34,213,558.07
 Non-operating revenue:		
Interest income	<u>181,070.63</u>	<u>1,232,026.78</u>
 Income before transfers	 6,822,494.28	 35,445,584.85
 Transfers to:		
Education Trust Account (2)	<u>(5,947,177.45)</u>	<u>(28,297,917.70)</u>
 Change in net position	 <u>\$ 875,316.83</u>	 7,147,667.15
 Total net position - beginning		 10,236,866.94
Total net position - ending		<u>\$ 17,384,534.09</u>

1) Includes all GAAP related accounting items including unclaimed prizes.

2) Reflects adjustment of sales and prizes expense to a modified cash basis and does not include unclaimed prizes.

Arkansas Department of Finance and Administration
Office of the Arkansas Lottery
Statement of Revenues and Expenses Budget Comparisons
For the Five Months Ended November 30, 2019

	CM Actual	%	CM Budget	%	CM Variance	YTD Actual	%	YTD Budget	%	YTD Variance
Operating revenues:										
Instant games	\$ 30,015,685.00	83.10	\$ 30,710,000.00	80.71	\$ (694,315.00)	\$ 162,346,421.00	83.95	\$ 160,186,000.00	81.19	\$ 2,160,421.00
Online games	6,055,724.50	16.77	7,300,000.00	19.19	(1,244,275.50)	30,756,922.00	15.90	36,864,000.00	18.68	(6,107,078.00)
Retailer fees	47,231.62	0.13	39,000.00	0.10	8,231.62	288,552.49	0.15	246,000.00	0.12	42,552.49
Other revenue	-	-	1,000.00	0.00	(1,000.00)	324.19	0.00	5,000.00	0.00	(4,675.81)
				0.00%						
Total operating revenues	<u>36,118,641.12</u>	100.00	<u>38,050,000.00</u>	100.00	<u>(1,931,358.88)</u>	<u>193,392,219.68</u>	100.00	<u>197,301,000.00</u>	100.00	<u>(3,908,780.32)</u>
Operating expenses:										
Instant game prizes	21,354,855.30	59.12	21,996,000.00	57.81	(641,144.70)	115,305,639.71	59.62	114,827,000.00	58.20	478,639.71
Online game prizes	3,238,675.65	8.97	3,861,000.00	10.15	(622,324.35)	16,881,023.41	8.73	19,399,000.00	9.83	(2,517,976.59)
Retailer commissions	2,033,202.41	5.63	2,167,000.00	5.70	(133,797.59)	10,922,758.38	5.65	11,226,000.00	5.69	(303,241.62)
Gaming contract costs	1,424,480.45	3.94	1,760,000.00	4.63	(335,519.55)	8,852,498.62	4.58	9,158,000.00	4.64	(305,501.38)
Compensation & benefits	390,143.01	1.08	455,000.00	1.20	(64,856.99)	2,069,306.42	1.07	2,304,000.00	1.17	(234,693.58)
Marketing, advertising & promotions	701,883.31	1.94	638,000.00	1.68	63,883.31	3,397,648.84	1.76	3,241,000.00	1.64	156,648.84
General and administrative expenses	235,820.46	0.65	422,000.00	1.11	(186,179.54)	1,326,067.84	0.69	2,226,000.00	1.13	(899,932.16)
Services provided by other agencies	58,714.55	0.16	64,000.00	0.17	(5,285.45)	283,358.20	0.15	319,000.00	0.16	(35,641.80)
Legal and professional service	-	-	500.00	0.00	(500.00)	388.45	0.00	2,500.00	0.00	(2,111.55)
Depreciation	39,442.33	0.11	36,500.00	0.10	2,942.33	139,971.74	0.07	174,000.00	0.09	(34,028.26)
Total operating expenses	<u>29,477,217.47</u>	81.61	<u>31,400,000.00</u>	82.52	<u>(1,922,782.53)</u>	<u>159,178,661.61</u>	82.31	<u>162,876,500.00</u>	82.55	<u>(3,697,838.39)</u>
Operating income	6,641,423.65	18.39	6,650,000.00	17.48	(8,576.35)	34,213,558.07	17.69	34,424,500.00	17.45	(210,941.93)
Non-operating revenue:										
Interest income	<u>181,070.63</u>	0.50	<u>147,000.00</u>	0.39	<u>34,070.63</u>	<u>1,232,026.78</u>	0.64	<u>744,000.00</u>	0.38	<u>488,026.78</u>
Income before transfers	<u>\$ 6,822,494.28</u>	18.89	<u>\$ 6,797,000.00</u>	17.86	<u>\$ 25,494.28</u>	<u>\$ 35,445,584.85</u>	18.33	<u>\$ 35,168,500.00</u>	17.82	<u>\$ 277,084.85</u>

**Arkansas Department of Finance and Administration
Office of the Arkansas Lottery
Net Proceeds Transfer to Ed Trust Computation
Modified Cash Basis
For the Five Months Ended November 30, 2019**

	Year to date
Operating revenues:	
Instant ticket (Settlements)	\$ 162,573,658.00
Online ticket sales	30,756,922.00
Retailer application, fidelity and service fees	288,552.49
Other revenue	324.19
	193,619,456.68
 Total operating revenues	 193,619,456.68

Operating expenses:	
Instant game prizes (Settlements)	116,865,015.00
Online game prizes	16,881,023.41
Retailer commissions	10,922,758.38
Gaming contract costs	8,852,498.62
Compensation and benefits	2,069,306.42
Marketing, advertising and promotions	3,397,648.84
General and administrative expenses	1,326,067.84
Services provided by ADHE	179,594.20
Services provided by Legislative Audit Agency	103,764.00
Legal and professional services	388.45
Current year capital asset cost	942,381.88
Total operating expenses	161,540,447.04
 Change in net proceeds from operations	 32,079,009.64

Non-operating revenue:	
Interest income	1,232,026.78
Other non-operating income	0.00
EDUCATION TRUST FUNDING-Current Year	(22,350,740.25)
Less Act 1180 Unclaimed Prizes	(4,951,732.61)
Less current year Bond Reserve Fees	(72,858.78) restricted reserves
Add back Write Off Retailer Bad Debt	0.00
Less current year MUSL Reserves	(15,527.33) see 23-115-103(17) and (19)(A)&(B)
Add OPEB expense in Comp and Benefits	27,000.00
	27,000.00

NET PROCEEDS EARNED-Current Month **\$ 5,947,177.45**

	Transfer	Interest	Total
Academic Challenge Scholarship Trust	\$ 21,636,259.26	\$ 2,899,855.76	\$ 24,536,115.02
Oct 2018 funding - 11/15/18	\$ 11,195,441.29	\$ 63,599.02	\$ 11,259,040.31
Transfer to ADHE 11/30/18	\$ (3,000,000.00)	\$ -	\$ (3,000,000.00)
Nov 2018 funding - 12/15/18	\$ 6,774,214.21	\$ 47,196.80	\$ 6,821,411.01
Dec 2018 funding - 1/15/19	\$ 6,589,040.01	\$ 61,751.53	\$ 6,650,791.54
Jan 2019 funding - 2/15/19	\$ 7,767,558.59	\$ 80,937.03	\$ 7,848,495.62
Transfer to ADHE 2/19/18	\$ (37,000,000.00)	\$ -	\$ (37,000,000.00)
Feb 2019 funding - 3/15/19	\$ 8,147,140.24	\$ 51,117.07	\$ 8,198,257.31
Mar 2019 funding - 4/15/19	\$ 8,521,509.06	\$ 30,797.98	\$ 8,552,307.04
Apr 2019 funding - 5/15/19	\$ 8,121,947.09	\$ 54,436.25	\$ 8,176,383.34
May 2019 funding - 6/15/19	\$ 8,325,250.28	\$ 70,943.14	\$ 8,396,193.42
June 2019 funding - 7/15/19	\$ 13,403,065.39	\$ 79,724.20	\$ 13,482,789.59
July 2019 funding - 8/15/19	\$ 4,402,422.51	\$ 121,508.24	\$ 4,523,930.75
Aug 2019 funding - 9/15/19	\$ 4,825,647.15	\$ 117,089.82	\$ 4,942,736.97
Sep 2019 funding - 10/15/19	\$ 6,439,886.65	\$ 126,086.67	\$ 6,565,973.32
Transfer to ADHE 10/16/19	\$ (35,000,000.00)	\$ -	\$ (35,000,000.00)
October 2019 funding - 11/15/19	\$ 6,222,988.61	\$ 95,110.60	\$ 6,318,099.21
Transfer to ADHE Trust Fund (final 2019 Adj) -11/08/19	\$ 227,293.15	\$ -	\$ 227,293.15
Transfer excess net proceeds to Workforce Trust Fund 11/8/19	\$ (23,639,040.28)	\$ -	\$ (23,639,040.28)
November 2019 funding - 12/15/19	\$ 5,911,949.20	\$ 35,228.25	\$ 5,947,177.45

	Transfer	Total
Workforce Challenge Scholarship Trust	\$ 65,642,994.73	\$ 65,642,994.73
FY 2017 Excess Net Proceeds transferred from Edu Trust 12/1/17	\$ 14,157,060.23	\$ 14,157,060.23
ADHE Refund from FY 2017 - 11/30/17	\$ 4,887,236.92	\$ 4,887,236.92
ADHE Refund from FY 2018 - 9/6/18	\$ 11,710,439.46	\$ 11,710,439.46
Transfer excess net proceeds to Workforce Trust Fund 10/16/18	\$ 8,344,929.36	\$ 8,344,929.36
Transfer to ADHE for 2018 fall funding 11/7/18	\$ (1,000,000.00)	\$ (1,000,000.00)
FY 2019 Excess Net Proceeds transferred from Edu Trust 9/5/19	\$ 3,904,288.48	\$ 3,904,288.48
Transfer excess net proceeds to Workforce Trust Fund 11/08/18	\$ 23,639,040.28	\$ 23,639,040.28

Arkansas Department of Finance and Administration
Office of the Arkansas Lottery
Unclaimed Prizes
November 30, 2019

	Monthly	Year to Date
Reserve Balance July 1, 2019		\$1,000,000.00
1. Unclaimed lottery prize money:	\$864,775.18	4,951,732.61
2. Expenditures from unclaimed lottery prize money:		
3. Reserved for future prizes, promotions or reserves:	864,775.18	4,951,732.61
4. Less Deposits to net lottery proceeds from unclaimed Lottery prize money:		
Reserve Balance November 31, 2019		\$5,951,732.61

**ARKANSAS DEPARTMENT OF FINANCE AND ADMINISTRATION
OFFICE OF THE ARKANSAS LOTTERY**

**OFFICE OF THE ARKANSAS LOTTERY MINORITY AND FEMALE OWNED DIVERSITY COMPLIANCE REPORT
November 1 through November 30, 2019**

Vendors	Goods or Services	Diversity Classification	November 2019	FY 2020 Total
Arkansas Business Publishing Group	News Service	WBE		\$64.95
Buds Graphics Sales & Service	Printing Equipment & Service	MBE		\$410.01
Government Supply Services	Office Furniture/Supplies	MBE	\$439.80	\$2,097.26
Totals			\$439.80	\$2,572.22

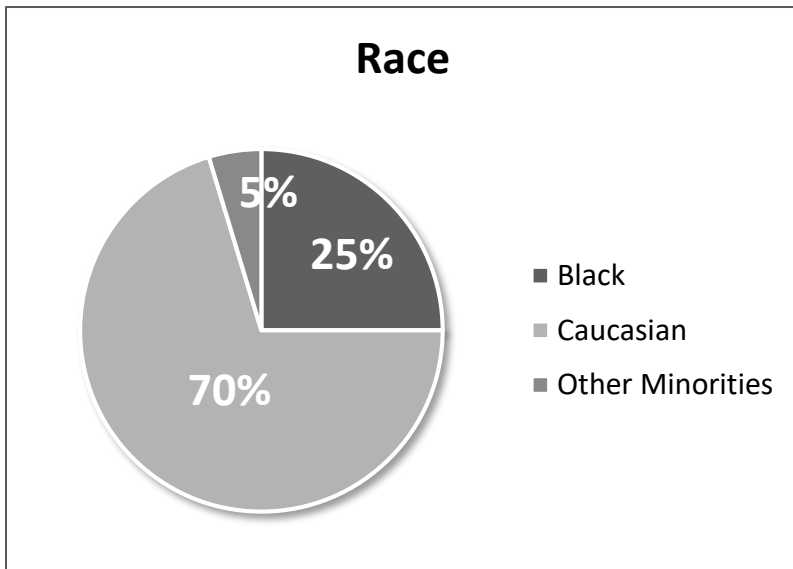
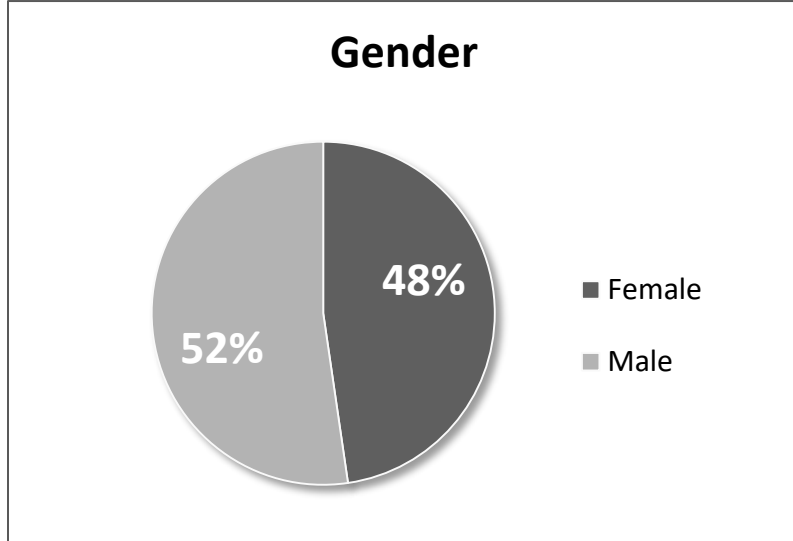
**INTRALOT MINORITY AND FEMALE-OWNED DIVERSITY COMPLIANCE REPORT
November 1 through November 30, 2019**

Vendors	Goods or Services	Diversity Classification	November 2019	FY 2020 Total
J Kelly Referrals and Information Services	Call Center/Information Services	CMBE	\$16,080.80	\$92,730.87
Totals			\$16,080.80	\$92,730.87

**SCIENTIFIC GAMES MINORITY AND FEMALE-OWNED DIVERSITY COMPLIANCE REPORT
November 1 through November 30, 2019**

Vendors	Goods or Services	Diversity Classification	November 2019	FY 2020 Total
Expedited Transportation Service	Transportation Services	DBE	\$2,297.00	\$6,683.91
Ingage, LLC	Fulfillment Services and Prizes	WBE	\$75,557.55	\$465,625.78
Premier Staffing	Employment Services	MBE		\$12,570.17
Pure Cleaning Services	Janitorial Services	MBE	\$436.00	\$2,923.38
Totals			\$78,290.55	\$487,803.24

**Arkansas Department of Finance and Administration
Office of the Arkansas Lottery
Demographics – November 2019**



Total Number of Employees as of November 2019: 64

Gender:

Females – 30
Males – 34

Race:

Black – 16
Caucasian – 45
Other – 3

Female -- 9	Male - 7
Female -- 21	Male -- 24
Female -- 0	Male -- 3

**Department of Finance and Administration
Office of the Arkansas Lottery – Internal Audit
November 1 through November 30, 2019**

No issues or problems resulting from internal audits have been reported for the reporting period.

DFA/Office of the Arkansas Lottery
Instant & Fast Play Games
November 2019

Sales for the following instant games began November 5, 2019. No ending dates have been determined for these games.

\$1 Winner Winner Chicken Dinner

\$2 Money Multiplier

\$3 Bingo Plus

\$5 Extra Play

\$10 Ultimate Fortune

Sales for the following Fast Play games began November 4, 2019. No ending dates have been determined for these games.

\$1 Holiday Cash

\$1 Candy Cane Cash